


STATE LEVEL BANKERS' COMMITTEE, BIHAR

90th, 91st & 92nd JOINT MEETING

DATE : 17.02.2025, MONDAY, TIME : 11:00 AM

VENUE : TAJ CITY CENTRE, PATNA

(FOR THE QUARTER UPTO 30th SEPTEMBER 2024)



BIHAR BUSINESS CONNECT 2024

CURTAIN RAISER FOR BIHAR BUSINESS CONNECT 2024: UNVEILING NEW OPPORTUNITIES FOR GLOBAL INVESTORS

PM Surya Ghar
Muft Bijli Yojana

- Free electricity for households.
- Reduced electricity costs for the government.
- Increased use of renewable energy.
- Reduced carbon emissions.

BOOK - 2



**CONVENOR : STATE BANK OF INDIA
SLBC DEPARTMENT (5TH FLOOR)**



LOCAL HEAD OFFICE, WEST GANDHI MAIDAN, PATNA - 800 001

Ph.No. 0612-2209076

Email - slbc.bihar@sbi.co.in , Website - www.slbcbihar.com

1 State Level Bankers' Committee – Introduction	5
2 Adoption of minutes of 88th & 89th Joint SLBC Meeting	7
3 Discussion on Minutes/ATRs of preceding meetings	8
3.1 88th & 89th Joint Meeting of SLBC, Bihar	8
3.2 Minutes of The 88th & 89th Joint Quarterly Meeting of SLBC Held On 14.6.2024	14
4 Review of financial inclusion initiative, expansion of banking network and Financial literacy	15
4.1 Status of opening of banking outlets in unbanked villages, CBS – enabled banking outlets at the unbanked rural centers (URCs)	15
4.2 Review of operations of Business Correspondents (BCs)- hurdles / issues involved	15
4.3 Progress in increasing digital modes of payment in State, provision of continuous connectivity with sufficient bandwidth, resolving connectivity issues/connectivity options (Bharat Net, VSAT, etc.), installation of ATMs and PoS machines and status of implementation of e-receipt and e-payments in the State	15
4.4 Status of rollout of Direct Benefit Transfer (DBT) in State, Aadhar seeding and authentication	17
4.5 Review of inclusion of Financial Education in School Curriculum, financial literacy initiatives by banks (particularly digital financial literacy)	17
4.6 Creating awareness about various schemes, subsidies, facilities, e.g., crop insurance, renewable energy	18
4.7 Review of efforts towards end-to-end projects involving all stakeholders in the supply chain	18
4.8 Review of Performance under Social Security Schemes	18
4.8A Pradhan Mantri Jan Dhan Yojna (PMJDY)	18
4.8B Pradhan Mantri Suraksha Bima Yojana (PMSBY)	18
4.8C Pradhan Mantri Jeevan Jyoti Bima Yojana (PMJJBY)	19
4.8D Atal Pension Yojana (APY)	19
5 Review of credit disbursement by banks	20
5.1 Achievement under ACP, Priority Sector Lending for FY 2024-25	20
5.1(a) Bank type-wise	20
5.1 (b) Sector-wise	21
5.1 (c) District - wise	22
5.1 (d) Bank-wise	22

5.1 (e) Outstanding Advances	22
5.2 (a) Financing to MSME Sector	23
5.2 (b) Loans with CGTMSE coverage.....	23
5.3 Financing to Agriculture sector.....	23
5.3 (a) Agriculture Disbursement Priority Sector.....	23
5.3 (b) Kisan Credit Card (KCC)	24
5.3 (C) Kisan Credit Card (KCC): Outstanding	24
5.4 (d) Issuance of Rupay ATM Cards to KCC Holders	25
5.4 (e) Kisan Credit Card – Animal Husbandry (KCC - AH)	25
5.4 (f) Kisan Credit Card – Animal Husbandry Outstanding	25
5.4 (g) Kisan Credit Card – Fisheries (KCC - Fish).....	26
5.4 (h) Kisan Credit Card – Fisheries Outstanding	26
5.4 (i) Dairy	27
5.4 (j) Poultry	27
5.4 (k) Fisheries.....	27
5.5 Education Loan (Priority Sector).....	28
5.6 Housing Loan (Priority Sector).....	28
6 Discussion on lending towards important government sponsored schemes....	28
6.1 Prime Minister's Employment Generation Programme (PMEGP).....	28
6.2 Pradhan Mantri Formalization of Micro Food Processing Enterprises (PMFME)	28
6.3 Stand Up India.....	29
6.4 Pradhan Mantri Mudra Yojna (PMMY)	29
6.5 PM SVANidhi Scheme	30
6.6 Agricultural Infrastructure Fund (AIF) Scheme	32
6.7 SHGs under NRLM.....	33
6.8 Deendayal Antyodaya Yojana-National Urban Livelihoods Mission (DAY-NULM)	33
Self employment programme (Individual & Group) – SHG	33
6.9 PRADHAN MANTRI VISHWAKARMA YOJNA	33
7 Crop Insurance under Pradhan Mantri Fasal Bima Yojna (PMFBY)	34
8 Enhancing Farmers' Income	35
9 Nationwide KCC campaign to issue KCC to farmers for Agriculture & Allied Activities.....	36

10 Determination of Unit Cost and Scale of Finance	36
11 Fixation of Crop Season.....	37
12 Credit & Deposit (CD) Ratio.....	38
12.1 State Level.....	38
12.2 District-wise	40
12.3 GSDP-Credit Ratio	42
13 Non-Performing Assets (NPAs)	42
13.1 NPA position of banks in Bihar	42
13.2 Certificate cases	44
13.3 SARFAESI CASES	45
14 Review of restructuring of loans in natural calamity affected districts in the State	45
15 Discussion on policy initiative of the Central/State Government/RBI (Industrial Policy, MSME Policy, Agriculture Policy, Start-Up Policy, etc. and expected involvement of banks.	46
16 Discussion on improving rural infrastructure / credit absorption capacity	46
16.1 Any large projects conceived by the State Government to help improve CD Ratio.....	46
16.2 Explore the scope of state-specific potential growth areas and the way forward-choosing partner banks.....	46
16.3 Discussion on findings of region-focused studies, if any, and implementing the suggested solutions.....	46
16.4 Identification of gaps in rural and agriculture infrastructure, which need financing (rural godowns, solar power, agro processing, horticulture, allied activities, agri-marketing, etc.)	46
16.5 Implementation of Modal Land Leasing Act 2016 (exploring possibility) ...	47
17 Efforts towards skill development on mission, National Skill Development Corporation, Agriculture Skill Council of India (ASCI), etc., including a review of functioning of Rural Self Employment Training Institutes (RSETIs)	47
17.1 Rural Self Employment Training Institutes (RSETIEs)	47
17.2 Financial Literacy Centers (FLCs)	47
18 Steps taken for improving land records, progress in digitization of land record and seamless loan disbursements.....	48
19 Sharing of success stories and new initiatives at the district level that can be replicated in other districts or across the State	48
20 Discussion on Market Intelligence Issues	48
21 Issues remaining unresolved at DCC /DLRC meeting	50

22 Timely and correct data submission of data by banks/concerned departments, adhering to the schedule of SLBC meeting	50
23 Misellaneous.....	52
23.1 PM’s new 15 point programme for welfare of Minority Communities	52
23.2 LWE Affected Districts	53
23.3 Targeted Financial Inclusion Intervention Programme (TFIIP)	53
23.4 Strengthening of BLBC/ DCC.....	54
23.5 E-Stamping of Bank Guarantee	54
23.6 Pledge financing for agriculture commodities through electronic-Negotiable Warehouse receipt (e-NWR).....	55
23.7 Fin Tech Adoption	55
23.8 33rd Depositors Education and Awareness (DEA) Fund Committee	56
23.9 Credit Guarantee Scheme for Animal Husbandry and Dairying under Animal Husbandry Infrastructure Development Fund (Revised 2.0).....	56
23.10 Credit Enhancement Guarantee Scheme For The Scheduled Castes (SCs)	57
23.11 Registration of State Rural Livelihood Missions (SRLMs) With Depositors Education and Awareness Fund (DEAF)	57
23.12 Resolution of issues related to KYC / re-KYC and reactivating inoperative / frozen accounts to avail DBT benefits:.....	58
23.13 PM Surya Ghar : Muft Bijli Yojana	58
23.14 Extension of Fisheries and Aquaculture Infrastructure Development Fund (FIDF) ..	59
23.15 Farmer Producer Organizations (FPOs) Scheme.....	59

1 State Level Bankers' Committee – Introduction

(Reference: Master Circular No: RBI/2024-25/02 FIDD.CO.LBS.BC.No.01/02.01.001/2024-25 updated as on April 01, 2024)

The State Level Bankers' Committee was constituted in April 1977, as an apex inter-institutional forum under the Lead Bank Scheme of the Reserve Bank of India to create adequate coordination machinery in all States, on a uniform basis for development of the State.

- SLBC meetings are required to be held regularly at quarterly intervals within 45 days from the end of the quarter. The responsibility of convening the SLBC meetings rests with the SLBC Convenor Bank of the State i.e. SBI, in case of Bihar. The meetings are chaired by the Chairman/ Managing Director/ Executive Director of the Convenor Bank and by the Additional Chief Secretary (ACS) or Development Commissioner (DC) of the State. In cases where the Managing Director/Chief Executive Officer/Executive Director of the SLBC Convenor Bank is unable to attend SLBC Meetings, the Regional Director/ GM(O-i-C) of the RBI shall co-chair the meetings along with the ACS/DC of the State. A High Level of participation in SLBC meetings ensures an effective and desired outcome with meaningful discussion on issues of public policy of both the Government of India and the Reserve Bank of India.
- SLBC comprises representatives of commercial banks including SFBs, WOS of Foreign Banks, RRBs, PBs, State Cooperative Banks, RBI, NABARD, heads of Government departments and representatives of financial institutions operating in a State. Representatives of various organizations from different sectors of the economy like industry bodies, retail traders, exporters, farmers' unions, etc. along with the academicians and researchers may be invited as special invitees in the SLBC meetings.
- The Chief Minister/Finance Minister and senior level officers of the State/RBI (of the rank of Deputy Governor / Executive Director) may be invited to attend the SLBC meetings. Further, the State Chief Ministers are encouraged to attend at least one SLBC meeting in a year.
- In order to give impetus to the financial inclusion and financial literacy initiatives in the State one of the SLBC meetings in a year is held as a Special SLBC meeting to review the progress with greater focus.
- A Steering sub-committee is constituted in the SLBC to deliberate on agenda proposals from different stakeholders and finalize a compact agenda for the SLBC

meetings. Typically, the sub-committee consists of SLBC Convenor, RBI & NABARD representatives & senior State Government representative from the concerned department, e.g., Finance/Institutional Finance and two to three banks having major presence. The sub-committee is chaired by the Convenor (i.e., generally General Manager) of the SLBC Convenor Bank.

- Apart from Steering sub-committee, there are six (6) sub-committees in Bihar, focused on Agriculture, Agriculture- Allied activities, Industry, Branch Opening & IT enabled Financial Inclusion, SHGs & RSETIs and Digital Payment. Other issue-specific sub-committees may be constituted as required.

2 Adoption of minutes of 88th & 89th Joint SLBC Meeting

The details of recent meetings of SLBC and its Sub-Committees are furnished below:

Sl. No.	Particulars of Meeting	Date of meeting held
1.	Sub-Committee on Agriculture	13.06.2024
2.	88 th & 89 th Joint SLBC Meeting of SLBC, Bihar	14.06.2024
3.	Sub - Committee on Digital Payments	23.08.2024
4.	Steering Sub-Committee	05.11.2024
5.	Sub-Committee on Agriculture	12.12.2024

The minutes of the 88th & 89th Joint SLBC Meeting of Bihar held on 14.06.2024 were circulated among the members of SLBC, LDMS and concerned Government Departments.

Amendments suggested by Govt. of Bihar have been incorporated and circulated among stakeholders (**Annexure I**). The final minutes are placed on **page no. 63 to 78** for adoption by the committee.

The minutes of sub-committee meetings were circulated among all stake holders. As no amendments has been suggested by them, we take these as placed in the house and adopted.

==== 0000 =====

3 Discussion on Minutes/ATRs of preceding meetings

3.1 88th & 89th Joint Meeting of SLBC, Bihar

ACTION TAKEN REPORT ON THE ACTION POINTS OF 88th & 89th JOINT SLBC MEETING HELD ON 14.06.2024, FRIDAY.

Point No.	Details of Action Point	Action Taken Report																										
1	<p>Lead Bank and other banks operating in Munger to make concerted efforts to increase the CD ratio of the district above 40%.</p> <p>[Action : UCO Bank]</p>	<p>In current FY 24-25, CD Ratio is in increasing trend.</p> <table border="1" style="margin-left: auto; margin-right: auto;"> <thead> <tr> <th colspan="2" style="text-align: center;">Trend of CD Ratio (in current FY)</th> </tr> </thead> <tbody> <tr> <td style="text-align: center;">June-24</td> <td style="text-align: center;">32.46%</td> </tr> <tr> <td style="text-align: center;">Sep-24</td> <td style="text-align: center;">33.50%</td> </tr> <tr> <td style="text-align: center;">Dec-24</td> <td style="text-align: center;">33.96%</td> </tr> </tbody> </table> <p>SLBC reviewed the progress of CD ratio with has LDMs & State head of UCO Bank in meetings on various occasions such as on 19.07.2024, 23.08.2024. Similar reviews were also carried out by DFS Official on 20.07.24 & 21.08.2024 and by Finance Department, Govt. of Bihar on 09.12.24. A special meeting was conducted on 20.12.2024 by DGM SLBC & State head of UCO Bank at Munger and initiatives to be taken for improvement in CD ratio & ACP achievement were discussed thoroughly. It was attended by LDM, officials of RBI, NABARD, District officials of State Government & representatives of banks of district.</p> <p>LDM Munger has been organising credit camps and detail of some of them are as under: -</p> <table border="1" style="margin-left: auto; margin-right: auto;"> <thead> <tr> <th style="text-align: center;">S. No.</th> <th style="text-align: center;">Dates of camps in Munger by LDM</th> <th style="text-align: center;">Sanctioned Amt. (in Cr)</th> </tr> </thead> <tbody> <tr> <td style="text-align: center;">1</td> <td style="text-align: center;">27.06.2024</td> <td style="text-align: center;">2.20</td> </tr> <tr> <td style="text-align: center;">2</td> <td style="text-align: center;">31.07.2024</td> <td style="text-align: center;">2.50</td> </tr> <tr> <td style="text-align: center;">3</td> <td style="text-align: center;">31.08.2024</td> <td style="text-align: center;">1.55</td> </tr> <tr> <td style="text-align: center;">4</td> <td style="text-align: center;">09.10.2024</td> <td style="text-align: center;">2.63</td> </tr> <tr> <td style="text-align: center;">5</td> <td style="text-align: center;">03.12.2024</td> <td style="text-align: center;">1.56</td> </tr> </tbody> </table> <p>With all these concerted efforts, we hope that CD ratio of Munger district will improve above 40 % in time bound manner.</p>	Trend of CD Ratio (in current FY)		June-24	32.46%	Sep-24	33.50%	Dec-24	33.96%	S. No.	Dates of camps in Munger by LDM	Sanctioned Amt. (in Cr)	1	27.06.2024	2.20	2	31.07.2024	2.50	3	31.08.2024	1.55	4	09.10.2024	2.63	5	03.12.2024	1.56
Trend of CD Ratio (in current FY)																												
June-24	32.46%																											
Sep-24	33.50%																											
Dec-24	33.96%																											
S. No.	Dates of camps in Munger by LDM	Sanctioned Amt. (in Cr)																										
1	27.06.2024	2.20																										
2	31.07.2024	2.50																										
3	31.08.2024	1.55																										
4	09.10.2024	2.63																										
5	03.12.2024	1.56																										

2

Lead Bank and other banks operating in Bihar to make concerted efforts to increase the CD ratio of the districts which are below 50% as on 31.03.2024. These twelve districts are Munger, Bhojpur, Nalanda, Jehanabad, Lakhisarai, Saran, Buxar, Arwal, Patna, Gopalganj, Darbhanga and Jamui).

[Action: District Authorities, Lead banks & LDMs]

The position of CD ratios of these districts as on 31.12.2024 is as under:

S.N	DISTRICTS	LEAD BANKS	CD RATIO AS ON			
			31.03.2024	30.06.2024	30.09.2024	31.12.2024
1	DARBHANGA	CBI	49.76	51.69	50.88	51.67
2	JAMUI	SBI	49.76	49.41	49.24	49.11
3	GOPALGANJ	CBI	48.58	48.28	48.31	48.94
4	PATNA	PNB	48.21	49.89	48.43	47.79
5	LAKHISARAI	PNB	46.14	45.99	45.19	45.97
6	ARWAL	PNB	47.02	45.70	43.85	45.60
7	SARAN	CBI	46.18	44.80	44.68	45.50
8	BUXAR	PNB	46.34	45.06	43.88	44.48
9	JEHANABAD	PNB	45.40	43.65	42.90	43.90
10	BHOJPUR	PNB	43.76	41.58	40.74	42.40
11	NALANDA	PNB	44.72	41.05	41.31	41.74
12	MUNGER	UCO	34.44	32.46	33.50	33.96

The CD ratio of Darbhanga as on 31.12.2024 is 51.67 % which is above the benchmark of 50%. Out of remaining 11 districts, Jamui (49.11%) & Gopalganj (48.94%) are close to achieving this benchmark of 50% and these two districts should come out of this list during current Financial year.

During meetings with LDMs & Banks by SLBC & DFS on 19.07.2024, 20.07.24, 21.08.24 & 23.08.24, CD ratio, ACP achievements and progress under various schemes were reviewed along with the strategies for improvement.

Special meeting was conducted on 09.12.2024 by Finance Dept. (Govt. of Bihar) with LDMs of 7 bottom districts in CD ratio and Heads of respective banks to review the CD ratio, ACP achievement and progress under various schemes.

LDM, Banks and related stakeholders in these districts have been sensitised to enhance their efforts to surpass the benchmark CD ratio of 50%.

3

ACP achievement to improve in the 5 districts (Madhubani, Buxar, Munger, Jehanabad, and Nalanda.) where ACP achievement was very low in FY 2023-24. In addition to that all banks in the state to focus on 100% achievement of ACP annual target.

[Action : Lead banks & LDMs]

The performance in ACP achievement of these districts is as under:-

S.N	District	FY 24-25	Achievement (Disbursement) (in crores)			% Achievement		
			June'24	Sept'24	Dec'24	June'24	Sept'24	Dec'24
1	Nalanda	8,598	1,094	2,149	3,214	12.72	25.01	37.38
2	Madhubani	9,819	1,165	2,204	3,361	11.86	22.44	34.23
3	Munger	4,901	495	950	1,503	10.10	19.39	30.67
4	Jehanabad	3,648	362	758	1,117	9.92	20.79	30.62
5	Buxar	6,644	621	1,160	1,717	9.35	17.46	25.86

The performance of these districts have been reviewed on various platforms in different meetings as discussed in point no 1 & 2 and LDMs along with all banks of these districts have been sensitised to intensify their efforts in achieving ACP targets. LDMs & Banks have also been advised to organise Credit Camps and make efforts in coordination with NABARD, District Agriculture officers, JEEVIKA etc. to generate more leads under various schemes in order to achieve ACP disbursement for the FY 2024-25. We expect that by the end of FY 24-25, ACP achievement in these districts will improve significantly.

4

Private Sector Banks should achieve their targets under Govt. Sponsored Schemes.

[Action : All Private Sector Banks]

Private Banks have submitted that they have issued necessary instructions to branches in this regard and they are working to achieve targets in order to improve performance under Government Sponsored Schemes.

The status of financing under GSS by Private Sector Banks as on 31.12.2024 is as under:

S.NO.	SCHEMES	TOTAL (NO.)
1	PMFME	200
2	MUDRA	20,94,371
3	STAND UP INDIA	61
4	PMEGP1 & 2	199
5	PM SVANIDHI (All tranches)	1,261

Detailed report is placed as **Annexure I** of Agenda reference book.

<p>5</p>	<p>DMs and LDMs to explore the opportunities within their districts and coordinate to organize camps in order to increase the penetration for development of KCC crop, KCC (Animal husbandry & fisheries) & other areas as well. Wide publicity of the benefits of prompt repayment is to be made in these camps.</p> <p>[Action : DMs, Lead banks & LDMs]</p>	<p>These have been discussed continuously in various meetings at different forums with all Banks operating in Bihar and with LDMs to make sincere efforts to increase penetration for KCC crop, KCC (Animal husbandry & Fisheries) along with other schemes. Weekly camps are being organised at all the districts and nationwide camps have resumed from 15.09.2024 for this year and LDMs are making efforts for maximising the output of these camps.</p> <p>Further, LDMs are taking support of District authorities/ Block authorities & NABARD to generate fresh proposals in these areas. Various camps are being organised by banks/LDMs at potential places of blocks with focus on generating leads & increasing awareness among the people about benefits of KCC and prompt repayment of loans.</p>
<p>6</p>	<p>The State Government may consider opting in for 'Pradhan Mantri Fasal Bima Yojana' , which aims at supporting sustainable production in the agriculture sector by way of providing financial support to farmers suffering crop loss/damage arising out of unforeseen events and stabilizing the income of the farmers.</p> <p>[Action : Cooperative Department]</p>	<p>As advised by Officials from Cooperative Department in the Pre SLBC meeting held on 20.12.2024 under chairmanship of Special Secretary Finance, the option for adopting 'Pradhan Mantri Fasal Bima Yojana', in state is under discussion.</p>

Review of banks having branches with Nil or even less than 100 KCC (crop) in FY 2023-24.

[Action: Respective banks and Agriculture Dept.]

7

The bank wise details of number of branches with Nil KCC is as under:--

SL	BANK NAME	NO OF BRANCHES AS ON 31.03.2024 (A)	Out of (A) Rural & Semi Urban Branches	No. of Branches disbursed ZERO KCC (CROP) in FY 2023-24
1	AXIS BANK	144	73	144
2	BANK OF BARODA	295	196	117
3	BANK OF INDIA	346	274	159
4	BANK OF MAHARASHTRA	52	23	52
5	CANARA BANK	317	209	75
6	CENTRAL BANK OF INDIA	428	336	340
7	DAKSHIN BIHAR GRAMIN BANK	1078	1017	26
8	FEDERAL BANK	8	3	5
9	HDFC BANK	187	104	66
10	ICICI BANK	140	68	93
11	IDBI	75	42	66
12	INDIAN BANK	298	207	191
13	INDIAN OVERSEAS BANK	61	31	8
14	PUNJAB & SIND BANK	19	4	10
15	PUNJAB NATIONAL BANK	706	575	171
16	STATE BANK OF INDIA	988	753	275
17	STATE CO-OP. BANK	290	234	152
18	UCO BANK	240	182	58
19	UNION BANK OF INDIA	229	148	78
20	UTTAR BIHAR GRAMIN BANK	1027	983	289
21	YES BANK	7	0	6
	TOTAL	6935	5462	2381

This issue was discussed with respective Banks by SLBC at various forums and banks have assured to keep track of these Branches and improve the financing of KCC. A review meeting of such banks was conducted on 24.12.2024 by Agriculture Dept. Govt. of Bihar also.

8	<p>Uttar Bihar Grameen Bank to increase the coverage under KCC (crop).</p> <p>[Action : : Uttar Bihar Gramin Bank]</p>	<p>UBGB has advised that to increase coverage under KCC (Crop), a campaign has been launched named "Krishi Pashudhan Samridhhi yojna " with target of 20 KCC,10 KCC AH and 10 KCC AF per branch. In the campaign 12799 KCC accounts have been sanctioned till 31.01.2025. In addition to that KCC accounts are regularly opened in camp mode to increase their portfolio under KCC. A review meeting of all RRBs of Eastern Zone along with the CMDs/CEOs of sponsoring banks at Patna was organised on 29.11.2024 under the chairmanship of Hon'ble FM, Govt. of India, in which the performance of UBGB was reviewed by Hon'ble FM Madam</p>
9	<p>Banks to devise action plan to cover PM Kisan beneficiaries farmers and remaining unsaturated farmers under Ghar Ghar KCC Abhiyaan for KCC(crop).</p> <p>[Action : : All Banks]</p>	<p>Banks have submitted that they have reviewed the plan to cover unsaturated farmers of Ghar Ghar KCC Abhiyaan for KCC (crop) and are following up with the concerned branches on regular basis. This year DBGB has advised that they have already sanctioned 45188 PM Kisan beneficiaries and they are targeting to sanction additional 2 lakh Kisan beneficiary. UBGB has launched campaign "Krishi Pashudhan Samridhhi yojna " with target of 20 KCC,10 KCC AH and 10 KCCAF per branch in which 12799 KCC accounts have been sanctioned till 31.01.2025. Pushing these unsaturated data into branch leads portal is also done by banks. LDMs have been advised to take support of District Agriculture authorities & NABARD official in updating the list of uncovered farmers and reviewing progress with all banks on regular basis.</p>
10	<p>Banks to ensure providing data as per new standardized portal ensuring accuracy of data.</p> <p>[Action : All Banks and SLBC]</p>	<p>We are happy to announce that all banks have migrated to new online portal since June 2024 quarter and this is the first meeting of SLBC after migration to this new portal.</p> <p>However, All the banks have been advised continuously in meetings and through workshops organised by SLBC & RBI to maintain data accuracy on SLBC portal.</p>

11	SLBC committee should be formed for finance SC/ST. [Action : SLBC]	In the steering sub-committee meeting held on 05.11.2024, it has been opined that formation of new Sub-Committee on finance to weaker section can be further discussed.
----	---	---

3.2 Minutes of The 88th & 89th Joint Quarterly Meeting of SLBC Held On 14.06.2024.

The Minutes and action points of above mentioned meeting have been placed at **Page Nos.63-78.**

Annexure I**PERFORMANCE OF PRIVATE SECTOR BANKS IN GOVT. SPONSORED SCHEMES
IN FY 2024-25****(Figures in No. as on 31.12.2024)**

S.NO	Banks	PMFME	MUDRA	SUI	PMEGP 1 & 2	PMSVANIDHI
		NO	NO	NO	NO	NO
1	AXIS BANK	0	85,483	0	38	9
2	BANDHAN BANK LTD.	0	6,60,333	0	0	1
3	HDFC BANK	130	12,233	60	72	834
4	ICICI BANK	44	11,611	0	42	9
5	IDBI BANK	26	1,167	0	45	338
6	YES BANK LTD.	0	24,387	1	0	0
7	KOTAK MAHINDRA BANK LIMITED	0	66,505	0	0	7
8	KARNATAKA BANK LTD	0	1	0	0	8
9	INDUSIND BANK	0	10,53,204	0	0	3
10	IDFC FIRST BANK LTD.	0	53,789	0	0	0
11	JAMMU & KASHMIR BANK LTD	0	54	0	0	41
12	SOUTH INDIAN BANK	0	0	0	0	0
13	RBL BANK LTD	0	1,23,291	0	0	0
14	FEDERAL BANK	0	2,313	0	2	11
15	KARUR VYSYA BANK LTD	0	0	0	0	0
	Total	200	20,94,371	61	199	1,261

4 Review of financial inclusion initiative, expansion of banking network and Financial literacy

4.1 Status of opening of banking outlets in unbanked villages, CBS – enabled banking outlets at the unbanked rural centers (URCs).

As per National Strategy for Financial Inclusion (NSFI): 2019-24 – Universal Access to Financial Services guidelines, providing banking access to every village within a 5 KM radius / hamlet of 500 household in hilly areas has been one of the key objectives.

In this backdrop, there are no unbanked villages under 5km radius / hamlet of 500 households in hilly areas in Bihar.

However, In terms of RBI letter number FIDD.CO.LBS.No. S1108/02.01.012/2024-25 dated October 25,2024, a list of 26,459 centers has been shared with all the Banks and to reverify the present status of Banking facilities. All Banks are advised to ensure updation of banking facilities in CISBI portal.

As on 31.12.2024 details of CBS enabled banking outlet (Branches and Fixed Point BC/CSP) as under :

BANKS	NO. OF BANK BRANCHES				FIXED POINT BC/CSP (BANKING OUTLET)
	RURAL	SEMI URBAN	URBAN	TOTAL	
COMM BANK	2019	1858	1567	5444	38642
CO-OP BANK	110	133	60	303	0
RRB	1449	550	105	2104	6517
SFB	141	141	80	362	82
IPPB	–	--	--	--	6958
TOTAL	3719	2682	1812	8159	52199

Bank-wise and District-wise details are placed on **Page Nos 86-89**.

4.2 Review of operations of Business Correspondents (BCs)- hurdles / issues involved

Each bank has their own methodology to review operations of their BCs and there is no hurdle/ issue reported by any Banks.

4.3 Progress in increasing digital modes of payment in State, provision of continuous connectivity with sufficient bandwidth, resolving connectivity issues/connectivity options (Bharat Net, VSAT, etc.), installation of ATMs and PoS machines and status of implementation of e-receipt and e-payments in the State.

Increasing digital modes of payment aligns with the Government's vision of a cashless and inclusive economy, empowering every citizen in their financial decision. The

Department of Financial Services (DFS), Ministry of Finance, plays an important role in driving the promotion of digital payments. Efforts to accelerate the adoption of fast payment system like the Unified Payments Interface (UPI) has revolutionized the way financial transactions are conducted, enabling real-time, secure, and seamless payments for millions. The digital payments landscape has demonstrated remarkable expansion.

Reserve Bank of India also plays vital role to develop safe and secure payment system.

For promoting digital payments ecosystem RBI had launched a campaign “**Expanding and Deepening of Digital Payment Ecosystem (EDDP)**”. In the initiative all accounts have been covered with at least one digital banking product like internet banking, debit card, mobile banking, UPI, USSD, AEPS, QR code etc.

In the SLBC Sub - Committee meeting on digital payment dated 02.02.2023 Purnea and Muzaffarpur was chosen for 100% digitization. The identified districts earlier i.e. Jehanabad Arwal and Sheikhpura districts have already achieved 100 % digitization.

In the SLBC Sub - Committee meeting on digital payment dated 24.08.2023 remaining 33 districts were unanimously chosen for 100% digitization.

With co ordinated efforts of all banks, LDMs and stake holders the target for 100% digitization has been achieved. Banks have reported this achievement till June 2024,

Important instruction of RBI vide letter No. FIDD(Patna) No./S130/05.01.001/2024-25 dated 09.12.2024 regarding sustainability of the initiative to provide at least one digital payments mode in all newly opened Saving and Current account has been advised to Banks. The Banks have also been advised to monitor the progress.

The detailed report in this regard is placed on **Page Nos.240-241**.

As far as continuous connectivity with sufficient bandwidth is concern no hurdle/ issue reported to by any Banks.

As on 31.12.2024 details of ATMs and Point of sale (PoS) machine placed as under:

BANKS	NO. OF ATMs				POS
	RURAL	SEMI URBAN	URBAN	TOTAL	
COMM BANK	976	2034	3693	6703	108023
CO-OP BANK	57	68	68	193	5
RRB	0	0	0	0	0
SMALL FINANCE BANK	12	29	49	90	1
TOTAL	1045	2131	3810	6986	108029

Bank-wise and District-wise details of ATMs, PoS and Digital Transactions are placed on **Page Nos 90-93**.

4.4 Status of rollout of Direct Benefit Transfer (DBT) in State, Aadhar seeding and authentication.

DBT has emerged as a very important & useful tool in administrating financial benefits related schemes of GoI & GoB. With the growing number of DBT beneficiaries day by day, the challenges before the banks for effecting quick and successful DBT transactions has also grown manifold. In order to minimize the instances of failed transactions, proper Aadhar Seeding and authentication with UIDAI of bank accounts of the beneficiaries are the only way out.

The DBT user departments may ensure, beforehand, the availability of Aadhar Seeding with bank accounts of the beneficiaries from the related banks to avoid transaction failures. These Departments should update and correct their account number data base before submitting the same to banks for DBT to minimize the failed transactions and delay in receipt of funds by the beneficiaries. The remitting bank branches should provide details of failed transactions to the concerned customer departments immediately for correction.

The Public Financial Management System (PFMS) has been a cornerstone in the implementation of Direct Benefit Transfer (DBT), a crucial aspect of the Digital India Initiative. The DBT Payment Summary since its inception showcases a substantial increase in both the number of schemes and the amount disbursed, underlining the system's impact.

As on 31.12.2024 status of Aadhar seeding and authentication in operative Current Account Saving Account (CASA) is as under :

TOTAL NUMBER OF OPERATIVE CASA IN BIHAR	TOTAL NO. OF AADHAR SEEDED CASA	TOTAL NO. OF AUTHENTICATED CASA
11,00,14,174	9,00,35,069	6,05,76,491

Bank-wise and District-wise details are placed on page no.96-97

4.5 Review of inclusion of Financial Education in School Curriculum, financial literacy initiatives by banks (particularly digital financial literacy)

The inclusion of financial education in school curriculum for students of classes VI to X is an important milestone under National Strategy for Financial Education (NSFE) 2020-2025. In this context, with the cooperation of SCERT, RBI Patna was able to include Financial Education content in the state school curriculum for classes VI-VIII. However, the existing workbooks, as prepared by National Centre for Financial Education (NCFE) which has already been shared with the SCERT, Bihar is yet to be included in the curriculum of classes IX and X.

4.6 Creating awareness about various schemes, subsidies, facilities, e.g., crop insurance, renewable energy.

Awareness is being created through various channels by Central Government, State Government, Banks and Financial institutions.

4.7 Review of efforts towards end-to-end projects involving all stakeholders in the supply chain.

No such mechanism

4.8 Review of Performance under Social Security Schemes

(FY – 2024-25) Q3

4.8A Pradhan Mantri Jan Dhan Yojna (PMJDY)

Under this scheme, a Savings Bank account with minimal documents is opened with zero balance & Rupay Card is issued. The account carries free of cost accidental death insurance of ₹ 2 lakh for the account holder, subject to the terms of usage.

(No. in Actual and Amt. in Rs. Crore)

No. of PMJDY accounts opened in 2024 - 25 (Q3)	Total PMJDY accounts in bihar	Zero balance accounts	Deposit held in the accounts	Rupay card issued	Aadhar seeded
31,94,598	5,66,06,791	36,02,401	22,130	3,79,04,338	4,66,31,934

Bank-wise and District-wise details are placed on **Page Nos 98-99.**

4.8B Pradhan Mantri Suraksha Bima Yojana (PMSBY)

PMSBY is a social security scheme in which persons having savings bank account and aged between 18 to 70 years can be insured for a sum of ₹ 2.00 lakh against accidental death on a payment of a paltry premium of ₹ 20/- per year (w.e.f 01.06.2022). The coverage is available also in case of complete or partial disability. The yearly premium is to be debited automatically from the SB A/C on the basis of authorization by the customer. The insurance will be valid from 1st June to 31st May each year and is renewable.

The status as on 31.12.2024 under PMSBY in Bihar is placed below:

Total no. of enrolment under PMSBY as on 31.12.2024	Total no. of eligible cases under PMSBY as on 31.12.2024	Total(cum) no. of PMSBY claims received upto 31.12.2024	Total(cum) no. of PMSBY claims settled upto 31.12.2024
2,63,50,027	9,55,78,274	3,744	2,715

Bank-wise and District-wise details are placed on **Page Nos 100-103.**

4.8C Pradhan Mantri Jeevan Jyoti Bima Yojana (PMJJBY)

PMJJBY provides an insurance coverage at a very low premium. Under the scheme any saving bank account holder aged between 18 to 50 years can be insured for a sum of Rs.2.00 lacs against death on a payment of yearly premium of Rs.436/- per year (w.e.f. 01.06.2022) only, which will be debited from his saving account. The insurance is valid from 1st June to 31st May each year and is renewable.

The status as on 31.12.2024 under PMJJBY in Bihar is placed below:

Total no. of enrolment under PMJJBY as on 31.12.2024	Total no. of eligible cases under PMJJBY as on 31.12.2024	Total(cum) no. of PMJJBY claims received upto 31.12.2024	Total(cum) no. of PMJJBY claims settled upto 31.12.2024
88,47,446	6,68,70,569	21,127	19,775

Bank-wise and District-wise details are placed on **Page Nos 100-103.**

4.8D Atal Pension Yojana (APY)

Persons aged between 18 to 40 years not having any social security coverage are eligible under Atal Pension Yojana. The scheme is mainly targeted at workers of unorganized sector. After attaining the age of 60 years contributors to the scheme will get a monthly pension between ₹ 1000 to ₹ 5000 per month depending upon their monthly contribution. After the death of pensioner and his/her spouse, their nominee will be paid a lump-sum amount.

FY 2024 – 25 As on 31.12.2024

Target (PFRDA)	Achievement	Achievement %	Total APY Enrolment as on 31.12.2024
6,00,245	7,10,923	118.44	57,54,092

Bank-wise and District-wise details are placed on **Page Nos 100-101.**

5 Review of credit disbursement by banks

5.1 Achievement under ACP, Priority Sector Lending for FY 2024-25

5.1(a) Bank type-wise

(FY 2024-25) Q3

(Amt. in Rs. Crore)

The performance of Banks under the Annual Credit Plan FY: 2024-25 (Q3) upto the quarter ended September-24 bank type-wise is as under:-

Banks	Target	Achievement	% Ach.
Commercial Banks	261300	142125	54.39
Co-operative Banks	8619	3808	44.18
RRBs	38196	18562	48.60
Small Finance Banks	14978	4435	29.61
Total	323093	168930	52.29

Comparative Performance under ACP bank type-wise as on December 2024 vis-à-vis December 2023 is furnished here under :

(FY 2024-25) Q3

(Amt. in Rs. Crore)

Banks	2023-24 (Q3)			2024-25 (Q3)		
	Target	Ach.	% Ach	Target	Ach.	% Ach
Commercial Banks	215598	162448	75.35	261300	142125	54.39
Co-operative Banks	6178	2111	34.17	8619	3808	44.18
RRBs	31243	22112	70.78	38196	18562	48.60
Small Finance Banks	10131	5429	53.58	14978	4435	29.61
Total	263150	192100	73.00	323093	168930	52.29

5.1 (b) Sector-wise

Sector wise performance under ACP by quarter ended December 2024 as under :

(FY 2024-25) Q3

(Amt. in Rs. Crore)

Sector	Target	Achievement	% Ach.
Agriculture	111267	45049	40.49
MSME	103238	53478	51.80
OPS	28588	4770	16.69
Total Priority Sector	243093	103297	42.49
NPS	80000	65633	82.04
Total	323093	168930	52.29

Comparative Performance under ACP sector-wise as on December 2024 vis-à-vis December 2023 is as under :

(FY 2024-25) Q3

(Amt. in Rs. Crore)

Sector	2023-24 (Q3)			2024-25 (Q3)		
	Target	Ach.	% Ach	Target	Ach.	% Ach
AGL	94150	61124	64.92	111267	45049	40.49
MSME	89480	61205	68.40	103238	53478	51.80
OPS	19520	13619	69.77	28588	4770	16.69
Total PS	203150	135948	66.92	243093	103297	42.49
NPS	60000	56152	93.59	80000	65633	82.04
Total	263150	192100	73.00	323093	168930	52.29

5.1 (c) District - wise

(FY 2024-25) Q3
(Amt. in Rs. Crore)

Bottom 5 Districts In ACP Achievement

SI No.	District	Target	Achievement	% Achievement
1	Buxar	6644	1718	25.86
2	Arwal	2172	573	26.38
3	Sheohar	1789	475	26.55
4	Lakhisarai	3161	937	29.66
5	Kaimur (Bhabua)	5674	1726	30.41

5.1 (d) Bank-wise**Bottom 5 Banks In ACP Achievement**

(FY 2024-25) Q3
(Amt. in Rs. Crore)

Sl. No.	Name of the Bank	Target	Achievement	% Achievement
1	Punjab and Sind Bank	713	52.00	7.29
2	Yes Bank	6834	642.05	9.39
3	Karur Vysya Bank	21	2.94	14.18
4	J & K Bank	51	10.46	20.37
5	South Indian Bank	72	15.06	20.99

Bank-wise and District-wise details are placed on **Page Nos 104-105.**

5.1 (e) Outstanding Advances

(As on 31.12.2024) Q3
(Amt. in Rs. Crore)

Total Adv.	Priority Sector (PS) Adv.	% of PS Adv.	Agri Adv.	% of Agri Adv.	MSME	% of MSME Adv.	OPS Adv.	% of NPS Adv.	NPS Adv.	% of NPS Adv.
303324	166314	54.83	84973	28.01	63504	20.94	17837	5.88	137010	45.17

Bank-wise and District-wise details are placed on **Page Nos 106-107.**

5.2 (a) Financing to MSME Sector

In terms of the recommendations of the Prime Minister's Task Force on MSMEs, banks have been advised to achieve:

- (i) 20 % year-on-year growth in credit to Micro and Small Enterprises,
- (ii) 10 % annual growth in the number of Micro Enterprise accounts and
- (iii) 60 % of total lending to MSME sector as on corresponding quarter of the previous year to Micro Enterprises. As per the new revised reporting guidelines issued by RBI on Priority Sector lending- Targets and Classification vide RBI Master Circular no. Master Direction FIDD.CO.Plan.1/04.09.01/2016-17 dated July 7, 2016 (updated upto 05 December 2019)/vide circular no. FIDD.CO.Plan.BC.18/04.09.01/2017-18 dated March 01, 2018/ FIDD.CO.Plan.BC.8/04.09.0/2020-21 dated Sep 04, 2020. Micro, Small & Medium Enterprises comprises Manufacturing and Service Sector under (i) Micro Enterprises (ii) Small Enterprises (iii) Medium Enterprises (iv) Other finance to MSMEs.

(FY 2024-25) Q3

(Amt. in Rs. Crore)

MICRO			SMALL			MEDIUM		
TARGET	ACH.	% ACH.	TARGET	ACH.	% ACH.	TARGET	ACH.	% ACH.
55000	33878	61.60	25000	14520	58.08	10000	4982	49.82

Bank-wise and District-wise details are placed on **Page Nos 112-117**.

5.2 (b) Loans with CGTMSE coverage

(FY 2024-25) Q3

(Amt. in Rs. Crore)

DISBURSED	
NO.	AMT.
125416	6155

Bank-wise and District-wise details are placed on **Page Nos 233**.

5.3 Financing to Agriculture sector

5.3 (a) Agriculture Disbursement Priority Sector

(FY 2024-25) Q3

(Amt. in Rs. Crore)

Crop Loan		Term Loan		Agri. Infrastructure		Ancillary Activities		Total Agriculture (PS)	
No.	Amt.	No.	Amt.	No.	Amt.	No.	Amt.	No.	Amt.
1344637	16174	3142436	23702	1600	347	61249	4826	4549922	45049

Bank-wise and District-wise details are placed on **Page Nos 124-125**.

5.3 (b) Kisan Credit Card (KCC)

(FY 2024-25) Q3

(Amt. in Rs. Crore)

BANK TYPE	KCC NEW						KCC RENEW					
	TARGET		DISBURSED		% ACHIV.		TARGET		DISBURSED		% ACHIEVEMENT	
	NO.	AMT	NO.	AMT	NO.	AMT	NO.	AMT	NO.	AMT	NO.	AMT
Com. Banks	883237	13246	40473	550	4.58	4.16	1507912	22616	379927	4338	25.20	19.18
Co op	95220	1428	1236	8	1.30	0.56	287903	4318	31245	105	10.85	2.44
RRBs	489653	7345	36069	183	7.37	2.49	651773	9776	401267	3126	61.57	31.98
SFB	86770	1301	0	0	0.00	0.00	0	0	68	1	0.00	0.00
Total	1554880	23320	77778	741	5.00	3.18	2447588	36711	812507	7570	33.20	20.62

BANK TYPE	TOTAL KCC (NEW+RENEW)					
	TARGET		DISBURSED		% ACHIEVEMENT	
	NO.	AMT	NO.	AMT	NO.	AMT
Commercial Banks	2391149	35862	420400	4888	17.58	13.63
Co-operative Banks	383123	5747	32481	113	8.48	1.97
RRBs	1141426	17121	437336	3309	38.31	19.33
Small Finance Bank	86770	1301	68	1	0.08	0.04
Grand Total	4002468	60030	890285	8311	22.24	13.85

Bank-wise and District-wise details are placed on **Page Nos 132-133**

5.3 (C) Kisan Credit Card (KCC): Outstanding

As on 31.12.2024

(Amt. in Rs. Crore)

KCC OUTSTANDING	
NO.	AMT.
38,56,409	27,587

Bank-wise and District-wise details are placed on **Page Nos 130-131**

5.4 (d) Issuance of Rupay ATM Cards to KCC Holders

As on 31.12.2024

Total KCC A/Cs (Outstanding)	Rupay ATM card issued	Rupay ATM card activated
No.	No.	No.
38,56,409	14,48,740	3,61,494

Bank-wise and District-wise details are placed on **Page Nos 130-131**

5.4 (e) Kisan Credit Card – Animal Husbandry (KCC - AH)

(FY 2024-25) Q3

(Amt. in Rs. Crore)

Bank Type	KCC - AH NEW						KCC - AH RENEW					
	TARGET		DISBURSED		% ACHIV.		TARGET		DISBURSED		% ACHIV.	
	NO.	AMT	NO.	AMT	NO.	AMT	NO.	AMT	NO.	AMT	NO.	AMT
Com. Banks	110737	884	10800	161	9.75	18.24	7427	57	26886	230	362	400
Co operative	6576	53	0	0	0.00	0.00	432	3	0	0	0.00	0.00
RRBs	55547	444	1897	12	3.42	2.74	3561	28	8567	60	240.58	212.45
SFB	9781	78	0	0	0.00	0.00	526	4	0	0	0.00	0.00
Total	182641	1459	12697	173	6.95	11.89	11946	93	35453	290	296.78	311.34

Bank Type	TOTAL KCC - AH (NEW+RENEW)					
	TARGET		DISBURSED		% ACHIV.	
	NO.	AMT	NO.	AMT	NO.	AMT
Commercial Banks	118164	942	37686	391	31.89	41.52
Co-operative Banks	7008	56	0	0	0.00	0.00
RRBs	59108	473	10464	72	17.70	15.27
Small Finance Bank	21727	82	0	0	0.00	0.00
Grand Total	194587	1552	48150	463	24.74	29.85

Bank-wise and District-wise details are placed on **Page Nos 136-137**.

5.4 (f) Kisan Credit Card – Animal Husbandry Outstanding

As on 31.12.2024

(Amt. in Rs. Crore)

KCC ANIMAL HUSBANDRY OUTSTANDING	
NO.	AMT.
86718	1131

Bank-wise and District-wise details are placed on **Page Nos 134-135**

5.4 (g) Kisan Credit Card – Fisheries (KCC - Fish)

(FY 2024-25) Q3

(Amt. in Rs. Crore)

Bank Name	KCC - FISHERIES NEW						KCC - FISHERIES RENEW					
	TARGET		DISBURSED		% ACHIV		TARGET		DISBURSED		% ACHIV	
	NO.	AMT	NO.	AMT	NO.	AMT	NO.	AMT	NO.	AMT	NO.	AMT
Com. Banks	48738	244	102	1.77	0.21	0.73	1538	8	1886	35	122.63	455.66
Co operative	2962	15	2	0.02	0.07	0.14	92	0.46	0	0	0.00	0.00
RRBs	26458	132	202	1.68	0.76	1.27	814	4	881	4.55	108.23	111.79
SFB	3528	18	0	0	0.00	0.00	86	0	0	0	0.00	0.00
Total	81686	408	306	3.47	0.37	0.85	2530	13	2767	40	109.37	312.96

Bank Name	TOTAL KCC - FISHERIES (NEW+RENEW)					
	TARGET		DISBURSED		% ACHIV	
	NO.	AMT	NO.	AMT	NO.	AMT
Commercial Banks	50276	251	1988	37	3.95	14.63
Co-operative Banks	3054	15	2	0.02	0.07	0.13
RRBs	27272	136	1083	6.30	3.97	4.62
Small Finance Bank	6058	18	0	0	0.00	0.00
Grand Total	84216	421	3073	43	3.65	10.23

Bank-wise and District-wise details are placed on **Page Nos 140-141**

5.4 (h) Kisan Credit Card – Fisheries Outstanding

As on 31.12.2024

(Amt. in Rs. Crore)

KCC FISHERIES OUTSTANDING	
NO.	AMT.
5929	109

Bank-wise and District-wise details are placed on **Page Nos 138-139**

5.4 (i) Dairy

(FY 2024-25) Q3
(Amt. in Rs. Crore)

Bank Type	TARGET		DISBURSED		% ACHIEVEMENT	
	No.	Amt.	No.	Amt.	No.	Amt.
Commercial Banks	151205	3774	90393	739	59.78	19.60
Co-operative Banks	9044	226	0	0	0.00	0.00
RRBs	65316	1632	8789	90	13.46	5.49
Small Finance Bank	23138	577	11396	56	49.25	9.74
Grand Total	248703	6209	110578	885	44.46	14.26

Bank-wise and District-wise details are placed on **Page Nos 142-143**

5.4 (j) Poultry

(FY 2024-25) Q3
(Amt. in Rs. Crore)

Bank Type	TARGET		DISBURSED		% ACHIEVEMENT	
	No.	Amt.	No.	Amt.	No.	Amt.
Commercial Banks	52704	2253	7083	117	13.44	5.18
Co-operative Banks	2988	128	0	0	0.00	0.00
RRBs	22241	955	2445	27	10.99	2.83
Small Finance Bank	5047	215	337	2	6.68	0.75
Grand Total	82980	3551	9865	146	11.89	4.09

Bank-wise and District-wise details are placed on **Page Nos 144-145**

5.4 (k) Fisheries

(FY 2024-25) Q3
(Amt. in Rs. Crore)

Bank Type	TARGET		DISBURSED		% ACHIEVEMENT	
	No.	Amt.	No.	Amt.	No.	Amt.
Commercial Banks	36017	1035	8306	60	23	5.82
Co-operative Banks	2127	61	0	0	0.00	0.00
RRBs	16554	479	2066	22	12.48	4.52
Small Finance Bank	3823	109	1743	8	45.59	7.71
Grand Total	58521	1684	12115	90	20.70	5.36

Bank-wise and District-wise details are placed on **Page Nos 146-147**

5.5 Education Loan (Priority Sector)

(FY 2024-25) Q3

(Amt. in Rs. Crore)

TARGET		ACHIE.		% ACHIE.		OUTSTANDING		NPA		% NPA	
NO.	AMT	NO.	AMT	NO.	AMT	NO.	AMT	NO.	AMT	NO.	AMT
97235	4359	13235	250	13.61	5.74	61767	2189	15311	491	24.79	22.42

Bank-wise and District-wise details are placed on **Page Nos 172-173**

5.6 Housing Loan (Priority Sector)

(FY 2024-25) Q3

(Amt. in Rs. Crore)

TARGET		ACHIE.		% ACHIE.		OUTSTANDING		NPA		% NPA	
NO.	AMT	NO.	AMT	NO.	AMT	NO.	AMT	NO.	AMT	NO.	AMT
140120	10480	18866	1124	13.46	10.72	101701	10112	4601	143	4.52	1.41

Bank-wise and District-wise details are placed on **Page Nos 174-175**

6 Discussion on lending towards important government sponsored schemes

6.1 Prime Minister's Employment Generation Programme (PMEGP)

Progress under the scheme as on **31.12.2024** is tabled below:

(FY 2024-25) Q3

SCHEME	TARGET	SANCTIONED	SANCTIONED %	APPLICATION FORWARDED TO BANKS	PENDING APPLICATION
	NO.	NO.	NO.	NO.	NO.
PMEGP - I	4945	7294	147.50	32066	7221
PMEGP - II	65	22	33.85	73	47

Bank-wise and District-wise details are placed on **Page Nos 198-201.**

6.2 Pradhan Mantri Formalization of Micro Food Processing Enterprises (PMFME)

Prime Minister Formalization of Micro food processing Enterprises (PMFME) Scheme, an initiative under Aatma Nirbhar Bharat Abhiyan and "Vocal for Local" campaign, is being implemented by Ministry of Food Processing Industries (MoFPI) with an outlay of 10,000 Crore over a period of 5 years from 2020-21 to 2024-25 has since been extended by one more year i.e. upto 31.03.2026 (coinciding with 15th Finance Commission). The MoFPI, GoI send a communication in this regard to all SLBC vide letter no. AS(MA)/FME/2024-25/201 dated 26.11.2024. The communication regarding extension of the scheme has been shared with all member banks.

Individual micro food processing units would be provided credit-linked capital subsidy @35% of the eligible project cost with a maximum ceiling of Rs.10.0 lakh per unit. Beneficiary contribution should be minimum of 10% of the project cost with balance being loan from Bank. SHGs and other Non-Individual entities are also eligible under the scheme with enhanced subsidy. Details are available on website of MoFPI. Beneficiaries may apply online at pmfme.mofpi.gov.in.

Progress under the scheme as on **31.12.2024** is tabled below:

(FY 2024-25) Q3

Target	No. of Applications Sanctioned	% Achievement	No. of Applications Rejected	No. of Applications Under Process	Grand Total
NO.	NO.	NO.	NO.	NO.	NO.
11000	5563	50.57	23330	10769	39662

Bank-wise and District-wise details are placed on **Page Nos 202-203**

6.3 Stand Up India

Stand up India Programme was launched by the Hon'ble Prime Minister on April 05, 2016. The objective of the Stand-up India is to facilitate bank loans between ₹ 10 lakh to ₹ 1.00 crore to Scheduled Caste (SC) and Scheduled Tribe (ST) borrowers and Women borrowers for setting up Greenfield Enterprises. The details of the scheme and its guidelines are available on website www.standupmitra.in. Banks are requested to instruct their branches for better implementation of the scheme.

Reports received from SIDBI on cumulative Performance since inception (upto **31.12.2024** and performance during the **FY 2024-25 (Q3)** are placed below :

(Amt. in Rs. Crore)

Period	SC		ST		Women (General)		Total	
	No.	Sanction Amt.	No	Sanction ed Amt.	No.	Sanction ed Amt.	No.	Sanction Amt.
FY 24-25	300	69.87	8	1.55	875	197.73	1183	269.15
Cumulative	1129	211.73	91	16.21	7613	1489.93	8833	1717.86

Bank-wise and District-wise details are placed on **Page Nos 204-207**

6.4 Pradhan Mantri Mudra Yojna (PMMY)

The Pradhan Mantri Mudra Yojna was launched on 08th April 2015 with an objective to create an inclusive, sustainable & value based entrepreneurial culture, in collaboration with partner institutions in achieving economic success and financial security. The loans in PMMY are extended under 3 categories: Shishu (upto ₹ 50,000), Kishore (₹ 50,001 to

₹ 5 lakh) & Tarun (₹ 5, 00,001 to ₹10 lakh). The loans are provided for income generating small business activities in manufacturing, processing, and service sector or trading.

From April 2016 onwards, activities allied to agriculture (excluding crop and land improvement loans) have also been included in this scheme. Interest rates are to be charged as per the policy decision of bank & there is no need of collateral security under this loan scheme.

As per Para 26 of the Budget Announcement 2024-25 “ the limit of Mudra loans has been enhanced to Rs. 20 lakh from the current Rs.10 lakh for those entrepreneurs who have availed and successfully repaid previous loans under the ‘Tarun’ Category.

In this context, the loans above Rs. 10 lakh and upto Rs. 20 lakh will be categorized as ‘Tarun Plus’ and these changes are effective from FY 2024-25. DFS letter no 6/12/2024-Mission Office-DFS dated 25 October,2024. The letter has been shared with all member banks.

(Amt. in Rs. Crore)

Shishu		Kishor		Tarun		Total	
Account	Amount	Account	Amount	Account	Amount	Account	Amount
1491387	5767	1331480	12733	55848	3483	2878715	21983

Bank-wise and District-wise details are placed on **Page Nos 194-195**

6.5 PM SVANidhi Scheme

Ministry of Housing and Urban Affairs (MoHUA) has launched Prime Minister Street Vendor’s Atma Nirbhar Nidhi (PM SVANidhi) Scheme on June 01, 2020 with the aim to facilitate collateral free working capital loan to street vendors to restart their businesses, which were adversely impacted by the COVID-19 pandemic. The scheme has the following objectives;

- i. Facilitate collateral free working capital loan upto ₹10,000, of 1 year tenure, with enhanced loan of ₹20,000 and ₹50,000 in the second and third tranches respectively, on repayments of earlier loans.
- ii. Incentivize regular repayment, through interest subsidy @ 7% per annum; and
- iii. Reward digital transactions, by way of cash back upto ₹1,200 per year.

Under PM SVANidhi Scheme, initially working capital loan of upto ₹ 10,000 was introduced. Considering requirement for enhanced loan, 2nd loan upto ₹ 20,000 w.e.f. 9.04.2021 and 3rd loan upto ₹ 50,000 w.e.f. 01.06.2022 were also introduced.

However, the Ministry has revised the cash back scheme w.e.f. 1st February, 2023 which provides cashback of ₹ 1 per digital transactions subject to maximum of ₹ 100 in a month i.e. ₹ 1200 in a year.

In order to increase the number of beneficiaries, Ministry, State Government and SLBC are taking initiatives which includes, *inter-alia* conduct of regular review meetings with States/UTs/ULBs/Lending Institutions, awareness campaign like broadcasting of radio jingles, Television advertisements and newspaper advertisements are being carried out from time to time. State have also been provided Information, Education and

Communication (IEC) material in local languages regularly for outreach and dissemination of the benefits to the vendors to avail the benefits of the scheme.

Status of under PM SVANidhi Scheme (cumulative since inception) as on **31.12.2024** is placed below:

1ST TRANCHE (UPTO RS. 10000)						
No. of Application	Sanctioned	Disbursed	% Disbursed	Returned by Bank (but can be processed again)	% Rejection	Application Pending with Bank (Without Including Rejection by Bank)
A	B	C	D (C*100/B)	E	F (E*100/A)	G (A-B-E)
195603	135642	128562	94.78	50447	25.79	9514

2ND TRANCHE (RS. 10,001 TO RS. 20,000)						
No. of Application	Sanctioned	Disbursed	% Disbursed	Returned by Bank (but can be processed again)	% Rejection	Application Pending with Bank (Without Including Rejection by Bank)
A	B	C	D (C*100/B)	E	F (E*100/A)	G (A-B-E)
50999	32240	29175	90.49	16470	32.29	2289

3RD TRANCHE (RS. 20,001 TO RS. 50,000)						
No. of Application	Sanctioned	Disbursed	% Disbursed	Returned by Bank (but can be processed again)	% Rejection	Application Pending with Bank (Without Including Rejection by Bank)
A	B	C	D (C*100/B)	E	F (E*100/A)	G (A-B-E)
7719	5012	4429	88.37	2374	30.76	333

ALL TRANCHE (UPTO RS. 50,000)						
No. of Application	Sanctioned	Disbursed	% Disbursed	Returned by Bank (but can be processed again)	% Rejection	Application Pending with Bank (Without Including Rejection by Bank)
A	B	C	D (C*100/B)	E	F (E*100/A)	G (A-B-E)
254321	172894	162166	93.80	69291	27.25	12136

Bank-wise and District-wise details are placed on **Page Nos 208-211**.

6.6 Agricultural Infrastructure Fund (AIF) Scheme

Agriculture Infrastructure Fund (AIF) scheme aims to mobilize a medium - long term debt finances facility for investment in viable projects for post-harvest management infrastructure and community farming assets through incentives and financial support in order to improve agriculture infrastructure in the country. The Scheme will be operational from 2020-21 to 2032-33.

Moratorium for repayment under this financing facility may vary subject to minimum of 6 months and maximum of 2 years. All loans under this financing facility will have interest subvention of 3% per annum up to a limit of Rs. 2 crore. This subvention will be available for a maximum period of 7 years.

Marking a crucial milestone in India's mission to transform its agricultural sector, the Union Cabinet, chaired by Prime Minister Narendra Modi on August 28, 2024, approved a significant expansion of the *Agricultural Infrastructure Fund (AIF)* scheme. This decision introduces a series of measures designed to make the AIF more attractive, impactful, and inclusive, reflecting the government's commitment to enhancing agricultural productivity and infrastructure.

AIF scheme's expansion aims to strengthen agricultural infrastructure nationwide and provide robust support to the farming community by broadening the scope of eligible projects, introducing additional supportive measures, and fostering a more comprehensive agrarian infrastructure ecosystem.

Viable Farming Asset: The scheme now includes the creation of infrastructure for 'viable projects for building community farming assets'. This expansion allows all eligible beneficiaries to develop projects that enhance community farming capabilities, potentially improving productivity and sustainability in the agricultural sector.

Integrated Processing Projects: The list of eligible activities under AIF now includes integrated primary and secondary processing projects. However, standalone secondary projects remain ineligible and will continue to be covered under Ministry of Food Processing Industries (MoFPI) schemes.

PM KUSUM Component-A Integration: The government has allowed convergence between Component-A of the PM-KUSUM scheme and AIF. This integration is available for farmers, farmer groups, Farmer Producer Organizations (FPOs), cooperatives, and Panchayats. The aim is to promote sustainable clean energy solutions alongside agricultural infrastructure development.

Enhanced Credit Guarantee Coverage : In addition to the existing Credit Guarantee Fund Trust for Micro and Small Enterprises (CGTMSE), the government proposes to extend AIF credit guarantee coverage for FPOs through the NABSanrakshan Trustee Company Pvt. Ltd. This expansion of credit guarantee options is designed to improve the financial security and creditworthiness of FPOs, encouraging increased investments in agricultural infrastructure projects.

Farmers can now apply online for loan at the official Agriculture Infrastructure Fund Portal at agriinfra.dac.gov.in.

Progress under the scheme as on **31.12.2024** is tabled below:

(No. of applications)

Total applications	Denied by PMU*	Rejected	Pending information	Verified by PMU	Submitted	Approved but not disbursed	Disbursed
2494	136	475	481	142	2	286	971

* Project Management Units

Bank-wise and District-wise details are placed on **Page No 212.**

6.7 SHGs under NRLM

(FY 2024-25) Q3
(Amt. in Rs. Crore)

TARGET	SAVING BANK LINKAGE	CREDIT LINKAGE (SANCTION)		%ACH (NO.)
NO.	NO.	NO.	AMT	
250000	15636	168145	7227	67.26

Bank-wise and District-wise details are placed on **Page Nos 188-191.**

6.8 Deendayal Antyodaya Yojana-National Urban Livelihoods Mission (DAY-NULM) Self employment programme (Individual & Group) – SHG

(FY 2024-25) Q3

S.N	COMPONENT	TARGET (NO.)	ACHIEVEMENT (NO.)	% ACHIEV.
1.	SEP- I & G	1116	833	74.64
2.	SHG credit Linkage	2539	2106	82.95
	TOTAL	3655	2939	80.41

Bank-wise and District-wise details are placed on **Page Nos 192-193.**

6.9 PRADHAN MANTRI VISHWAKARMA YOJNA

PM Vishwakarma, a Central Sector Scheme, was launched on 17th September, 2023 for a period of five years (FY 2023-24 to FY 2027-28) to provide end-to-end support to artisans and craftspeople who work with their hands and tools. The scheme also aims at improving the quality, as well as the reach of products and services of artisans and craftspeople and to ensure that the Vishwakarmas are integrated with the domestic and global value chains.

Under the scheme Collateral free 'Enterprise Development Loans' of upto Rs. 3 lakh in two tranches of Rs. 1 lakh (First Tranche) and Rs. 2 lakh (Second Tranche) with tenures of 18 months and 30 months, respectively, at a concessional rate of interest fixed at 5%, with Government of India subvention to the extent of 8%. Beneficiaries who have completed Basic Training will be eligible to avail the first tranche of credit support of upto Rs. 1 lakh. The second loan tranche will be available to beneficiaries who have availed the 1st tranche and maintained a standard loan account and have adopted digital transactions in their business or have undergone Advanced Training. An amount of Re. 1 per digital transaction, upto maximum 100 transactions monthly will be credited to the beneficiary's account for each digital pay-out or receipt.

The Scheme covers artisans and craftspeople engaged in 18 trades, viz. Carpenter (Suthar / Badhai), Boat Maker, Armourer, Blacksmith (Lohar), Hammer and Tool Kit Maker, Locksmith, Goldsmith (Sonar), Potter (Kumhaar), Sculptor (Moortikar, stone carver), Stone breaker, Cobbler (Charmkar) / Shoemaker / Footwear artisan, Mason (Rajmistri), Basket/Mat/Broom Maker/Coir Weaver, Doll & Toy Maker (Traditional), Barber (Naai), Garland maker (Malakaar), Washerman (Dhobi), Tailor (Darzi) and Fishing Net Maker.

The Scheme will onboard the beneficiaries on Udyam Assist Platform as 'entrepreneurs' in the formal MSME ecosystem. Enrolment of beneficiaries shall be done through Common Service Centres with Aadhaar-based biometric authentication on PM Vishwakarma portal (<https://pmvishwakarma.gov.in/>). The enrolment of beneficiaries will be followed by a three-step verification which will include Verification at Gram Panchayat/ ULB level, Vetting and Recommendation by the District Implementation Committee and Approval by the Screening Committee.

A credit Guarantee Cover for all loans sanctioned by the Lending institutions shall be covered by the Credit Guarantee Fund Trust for Micro and Small Enterprises.

7 Crop Insurance under Pradhan Mantri Fasal Bima Yojna (PMFBY)

As per RBI Circular No.RBI/2018-19/10 FIDD.CO. FSD.BC.No.6/ 05.05.010/ 2018-19 dated 04.07.2018, insurance of crops of all borrower farmers is mandatory. However, GoB has existed the National Crop Insurance Scheme resulting in without insurance coverage of Crops under KCC Scheme of Banks.

The issue was raised in the 66th SLBC meeting. Responding to the action point on the issue, RBI clarified that since crop insurance aims at mitigating the financial loss of farmers in case of crop loss due to natural calamities, mandatory crop insurance prescribed by RBI is justified.

The Registrar (Cooperative Societies), GoB have, vide their letter no. 11095 dated 24.12.2018, advised that there is no provision for insurance of crops of the KCC Loanee Farmers under the "Bihar Rajya Fasal Sahayata Yojana" launched by GoB.

The matter of Crop Insurance and its impact on lending to farmers was raised in 67th& 68th SLBC meetings also. SLBC took up the issue also with Department of Agriculture, Cooperation & Farmers Welfare, and Department of Financial Services, Government of India and Bihar Government.

SLBC was advised by RBI, Patna their letter no. letter FIDD(Pat)No./77/02.01.001/ 2019-20 dated July 15, 2019, to convey the member banks the following instruction on mandatory crop insurance for KCC:

"Member banks to sanction credit facilities under KCC scheme to eligible farmers without insisting on mandatory coverage under crop insurance till such time an insurance scheme is notified for the concerned crops by the Govt. of Bihar."

SLBC has accordingly advised to all member banks vide letter no. SLBC/CM/2019-20/117 dated 19.07.2019 which is placed at **Page No.80.**

The matter of Crop Insurance under PMFBY was raised in 88th & 89th SLBC meeting also. Minutes and action point related to PMFBY circulated among stakeholders.

As advised by Officials from Cooperative Department in the Pre SLBC meeting held on 20.12.2024 under chairmanship of Special Secretary Finance, the option for adopting 'Pradhan Mantri Fasal Bima Yojana', in state is under discussion.

8 Enhancing Farmers' Income

Agriculture being the pivot of economic development of the State, it is imperative to make a drastic increase in credit outlay to Farm Sector. Agriculture being a State Subject, the State Governments take appropriate measures for development of agriculture in the State. However, Government of India supports the efforts of States through appropriate policy measures, budgetary allocation and various schemes/ programmes. The various schemes/ programmes of the Government of India are meant for the welfare of farmers by increasing production, remunerative returns and income support to farmers.

Various reforms and policies focus on higher income for farmers by modernizing and rationalizing use of inputs, to decrease cost, increasing production, remunerative returns, income support, old age security, etc. The Government has substantially enhanced the budget allocation of Department of Agriculture & Farmers Welfare (DA&FW).

Major schemes/programmes initiated by DA&FW : Pradhan Mantri Kisan Samman Nidhi (PM-KISAN), Pradhan Mantri Kisan Maan Dhan Yojana (PM-KMY), Pradhan Mantri Fasal Bima Yojana (PMFBY)/ Restructured Weather Based Crop Insurance Scheme (RWBCIS), Modified Interest Subvention Scheme (MISS), Agriculture Infrastructure Fund (AIF), Formation and Promotion of 10,000 Farmers Producers Organizations (FPOs), Pradhan Mantri Annadata Aay Sanrakshan Abhiyan (PM-AASHA), Agri Fund for Start-Ups & Rural Enterprises' (AgriSURE), Per Drop More Crop (PDMC), Sub-Mission on Agriculture Extension (SMAE), Sub-Mission on Agriculture Mechanization (SMAM), Sub-Mission on Seed and Planting Material (SMSM), Paramparagat Krishi Vikas Yojana (PKVY), National Food Security and Nutrition Mission (NFSNM), Digital Agriculture Mission, Integrated Scheme for Agriculture Marketing (ISAM) - National Agriculture Market (ISAM-eNAM), Integrated Scheme for Agriculture Marketing (ISAM) - Others (ISAM-Others), Mission for Integrated Development of Horticulture (MIDH), Mission for

Integrated Development of Horticulture (MIDH), Mission for Integrated Development of Horticulture (MIDH), Mission for Integrated Development of Horticulture (MIDH), Soil Health Card (SHC), Rainfed Area Development (RAD), National Mission on Edible Oils (NMEO)-Oil Palm, National Mission on Edible Oils (NMEO)-Oilseeds, National Beekeeping and Honey Mission (NBHM), Mission Organic Value Chain Development for North Eastern Region, Agroforestry, Crop Diversification Programme (CDP), National Bamboo Mission

9 Nationwide KCC campaign to issue KCC to farmers for Agriculture & Allied Activities

As part of the Atmanirbhar Bharat Package for farmers, Hon'ble Finance Minister had announced ₹ 2 lakh crore concessional credit boost to 2.5 crore farmers through Kisan Credit Cards (KCC). Accordingly, a special drive was launched w.e.f 15th November 2021 to provide KCC to farmers, with special focus on PM-Kisan beneficiaries, Animal Husbandry farmers and fishermen.

While reviewing the progress of KCC saturation drive, it has been observed that although, KCC saturation drive has resulted in very good coverage of farmers engaged in crop cultivation, a significant chunk of the farmers engaged in animal husbandry, dairy and fisheries activities, are yet to be provided with the facility of KCC. These farmers are the most unserved segment of the society, in terms of institutional credit for their working capital requirement.

Accordingly, in order to further streamline the process of credit delivery through KCC to the animal husbandry and fisheries farmers, a Standard Operating Procedure (SOP) Guidelines for issue of separate KCC for animal husbandry, dairy and fisheries farmers has been issued on 24.09.2021. The same has been shared with stakeholders. A copy of the SOP is also available on the website of DFS, i.e. [https:// financialservices.gov.in](https://financialservices.gov.in).

Also, in order to ensure maximum coverage of farmers engaged in Animal Husbandry and Fisheries under KCC, a special saturation drive in the form of weekly "District-level Camp" w.e.f. 15th November 2024 has been started again. This saturation drive will run till 31.03.2025.

Details of progress under the camp is placed at **Page Nos.237-240**.

10 Determination of Unit Cost and Scale of Finance

Unit Costs for Investment Activities in Agriculture and Allied Sectors in Bihar for the FY 2024-25 provided by NABARD has been shared with stakeholders and the same is uploaded on our website.

The State Level Technical Committee (SLTC) during its meeting held on 26.07.2024, under the chairmanship of Secretary, Agriculture Department, Govt. of Bihar has finalized the Scale of Finance for the FY 2024-25 vide proceedings of SLTC meeting, dated 02.09.2024. The Scale of Finance for FY 2024-25 will be valid till further fixation/amendments. Same has been shared with banks and is uploaded on SLBC website (www.slbcbihar.com).

11 Fixation of Crop Season

As per Para 4.2.13 at page no. 15 of RBI Master Circular RBI/2022-23/15 DOR. STR. REC. 4/21.04.048/2022-23 dated 01.04.2023 on “Prudential Norms on Income Recognition, Asset Classification and provisioning pertaining to Advances”:

(i) A loan granted for short duration crops will be treated as NPA, if the instalment of principal or interest thereon remains overdue for two crop seasons.

(ii) A loan granted for long duration crops will be treated as NPA, if the instalment of principal or interest thereon remains overdue for one crop season.

(iii) For the purpose of these guidelines, “long duration” crops would be crops with crop season longer than one year and crops, which are not “long duration” crops, would be treated as “short duration” crops.

(iv) The crop season for each crop, which means the period up to harvesting of the crops raised, would be as determined by the State Level Bankers’ Committee (SLBC) in each State. Depending upon the duration of crops raised by an agriculturist, the above NPA norms would also be made applicable to agricultural term loans availed of by him.

SLBC Bihar has received communication in this regard from IBA and also some member banks to determine crop season and share the minutes of the SLBC meeting in which this is approved.

The matter was taken up with Agriculture Deptt., Bihar Govt. and they have provided the details of sowing and harvesting period of prominent crops grown in Bihar. Based on this information as well as considering the time involved in harvesting, storage, marketing and realization of sale proceeds of crops and the element of uniformity and operational convenience, a list of short duration and long duration crops was prepared and the undernoted crop season was decided for the limited purpose of IRAC norms:

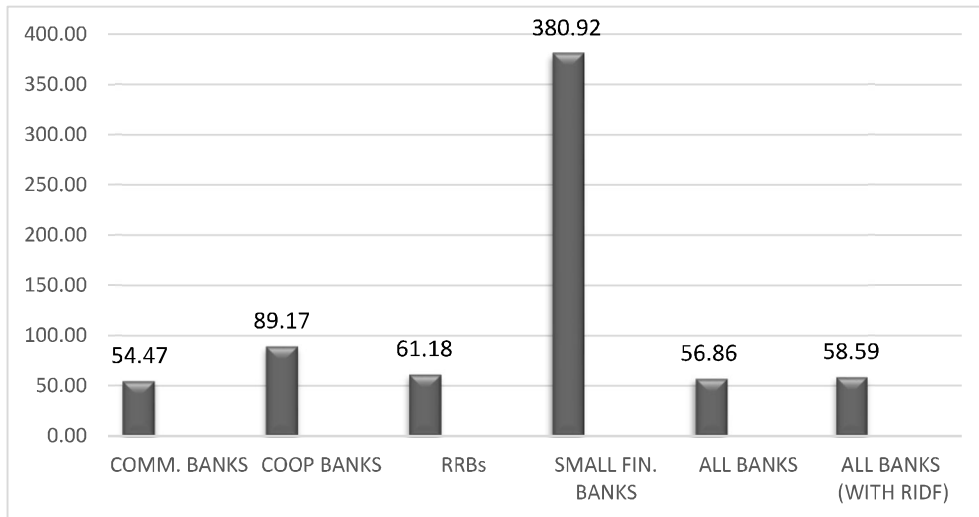
Type of Crop	Crop Season
All Short Duration Crops	12 Months
All Long Duration Crops	18 Months

This was approved and adopted with consensus by all stakeholders in the meeting of SLBC Sub-Committee on Agriculture – I and Allied Activities – II held on 27.02.2023. Further, the list of crops, their duration and crop season was approved by SLBC in the 83rd & 84th Joint Quarterly meeting held on 04.03.2023. Information in this regard has been circulated among member banks by SLBC vide letter no. SLBC / CM / 2023-24 /19 dated 12.05.2023 and is uploaded on SLBC website (www.slbcbihar.com).

12 Credit & Deposit (CD) Ratio

12.1 State Level

CD RATIO AS ON 31.12.2024



Bank	Deposits	Advances	CD Ratio (%)
Commercial Banks	487022	265291	54.47
Co-operative Banks	6430	5734	89.17
RRBs	45620	27910	61.18
Small Finance Banks	2343	8923	380.92
Total	541414	307858	56.86
RIDF	–	9362	--
Total (Advances +RIDF)	541414	317220	58.59
Investment	–	65792	–
Grand Total (Adv. +RIDF+ Invest.)	541414	383012	70.74*

* Just to know CD Ratio of the State had the investment been included.

Institution / Level	Indicator
Individual Banks at Head Office	Cu + RIDF
State Level (SLBC)	Cu + RIDF
District Level	Cs

Where:

Cu = Credit as per place of utilization

Cs = Credit as per place of Sanction

RIDF = Total Resource Support provided to State under RIDF

An amount of Rs.4534 Crores have been financed to units functioning in Bihar by their branches operating outside the State and the amount has been taken into account for calculating the CD ratio. SBI has sanctioned 3569 Crore, Canara Bank sanctioned 433 Crore and UBI has sanctioned 235 Crore. Amount under RIDF, sanctioned during FY 2024-25 (Q3) was Rs. 1106 Crore and total outstanding as on **31.12.2024** was Rs. 9362 Crores.

(Amt. in Rs. Crore)

RIDF: POSITION AS AT THE END OF Q-3 FY 2024-25 (i.e. as on 31.12.2024)					
ONGOING PROJECTS SANCTIONED PRIOR TO FY 2024-25				Outstanding as on 31.12.2024 ****	
No. of Projects	Amount Sanctioned*	Amount Withdrawn	Amount remaining for withdrawal ***		
3929	12069.04	8165.29	3903.75		
ON GOING PROJECTS SANCTIONED DURING FY 2024-25					
No. of Projects	Amount Sanctioned*	Amount Withdrawn**	Amount remaining for withdrawal ***		
60	1106.42	208.73	897.69		
ALL ONGOING PROJECTS AS ON 30.09.2024					
No. of Projects	Amount Sanctioned*	Amount Withdrawn	Amount remaining for withdrawal ***		
3989	13175.46	8374.02	4801.44		9362.116
BRIEF PARTICULARS OF ON-GOING PROJECTS					
S.N.	Sector	No. of Projects	Amount Sanctioned		
1	Irrigation	2355	2164.82		
2	Agriculture (Other than Irrigation)	127	2370.27		
3	Roads	842	3939.10		
4	Bridges	662	2312.03		
5	Social Sector	3	2389.24		
	Total	3989	13175.46		
BOTTLENECKS FACED, IF ANY, AND SUGGESTIONS FOR EFFICIENT UTILIZATION OF RIDF					
Disbursement from RIDF is based on phasing of the loan and expenditure incurred by the State Govt. on the implementation of rural infrastructure projects at the ground level. As and when NABARD receives reimbursement claims from the State Govt. against such expenditure incurred, it releases funds under RIDF to them. As a result, NABARD, with the support of State Govt., has been efficiently utilizing the funds under RIDF.					

* Loan under RIDF is neither of the nature of cash credit nor is it meant for funding working capital. Thus, 'Limit Sanctioned' should be read as 'Amount Sanctioned'.

**** RIDF Tranche for the current FY 2024-25 is Tranche XXX.**

***** If we look at the difference between Amount Sanctioned and Amount Withdrawn under RIDF, we get an artificially inflated gap. Rather, in RIDF, we look at the difference between Amount Sanctioned (as per phasing of the loan) and Amount Withdrawn to arrive at the true gap i.e. Drawables.**

****** Outstanding includes the repayment amounts due of ongoing as well as closed tranches.**

Ongoing Projects means- Projects sanctioned during ongoing tranches i.e. from tranche XXV to XXX

12.2 District-wise

Districts Where CD Ratio Is Less Than 50%

(As on 31.12.2024)

(Amt. in Rs. Crore)

SL.NO.	DISTRICT	DEPOSITS	ADVANCES	CD RATIO (%)
1	Munger	9220	3131	33.96
2	Nalanda	14342	5986	41.74
3	Bhojpur	13731	5821	42.40
4	Jehanabad	4809	2111	43.90
5	Buxar	7752	3448	44.48
6	Saran	16287	7411	45.50
7	Arwal	2340	1067	45.60
8	Lakhisarai	3967	1824	45.97
9	Patna	177855	84995	47.79
10	Gopalganj	10413	5097	48.94
11	Sheikhpura	2788	1367	49.02
12	Jamui	5866	2880	49.11
13	Siwan	15725	7731	49.16

SL.NO.	DISTRICT	TREND OF CD RATIO OF DISTRICTS WHERE CD RATIO IS LESS THAN 50%				
		31.03.2023	31.12.2023	31.03.2024	30.09.2024	31.12.2024
1	Munger	31.47	33.42	34.44	33.50	33.96
2	Nalanda	40.85	43.04	44.72	41.31	41.74
3	Bhojpur	42.76	43.34	43.76	40.74	42.40
4	Jehanabad	43.86	43.53	45.40	42.90	43.90
5	Buxar	44.42	45.09	46.34	43.88	44.48
6	Saran	41.12	44.83	46.18	44.68	45.50
7	Arwal	48.53	44.96	47.02	43.85	45.60
8	Lakhisarai	43.27	45.88	46.14	45.19	45.97
9	Patna	47.03	48.85	48.21	48.43	47.79
10	Gopalganj	46.36	49.34	48.58	48.31	48.94
11	Sheikhpura	46.19	50.37	51.79	47.49	49.02
12	Jamui	46.67	51.16	49.76	49.24	49.11
13	Siwan	48.34	50.40	50.74	47.78	49.16

Banks Where CD Ratio Is Less Than 40%

(As on 31.12.2024)

(Amt. in Rs. Crore)

Bank Name	No. of Branches	Deposit	Advances	CD Ratio %
South Indian Bank	1	295	8	2.78
Jammu & Kashmir Bank	1	167	30	18.09

Bank-wise and District-wise details on CD Ratio are furnished on **Page Nos 213-216.**

12.3 Gross State Domestic Product (GSDP) - Credit Ratio

(Amt. in Rs. Crore)

SL NO.	ITEMS	2021-22	2022-23	2023-24	2024-25 (Q3)
1	GSDP (CURRENT PRICE)	6,47,394	7,46,417	8,54,429	8,54,429
2	BANK CREDIT	2,18,996	2,59,879	2,99,796	3,17,220
3	CREDIT-GSDP RATIO (%)	33.83	34.82	35.09	37.13
4	C D RATIO (With RIDF)	52.96	55.64	58.71	58.59

Information received from Directorate of Economics & Statistics, Planning & Development Department, GoB, through letter no 944 dated 06.08.2024 forwarded by finance department vide letter no 227 dated 12.08.2024.

As the GSDP figure for 2024-25 is not available, the GSDP of 2023-24 has been taken for arriving at Credit – GSDP Ratio for 2024-25.

13 Non-Performing Assets (NPAs)

13.1 NPA position of banks in Bihar

Bank Type wise

(As on 31.12.2024)
(Amt. in Rs. Crore)

As on 31.12.2024, the overall position of NPAs and the amount of loans are as under:

Bank Type	Total Adv.	Total NPA	% of NPA
Public Sector	177542	13030	7.34
Private Sector	83215	3047	3.66
Co-op. Banks	5734	726	12.66
RRBs	27909	6172	22.11
Small Finance Bank	8923	534	5.98
Total	303324	23508	7.75

@ Excluding Loans granted from outside Bihar to units in Bihar

Sector wise Advances & NPA at a glance

(As on 31.12.2024)
(Amt. in Rs. Crore)

Sector	Public Sector			Pvt. Sector			Co Operative			RRBs			SFBs			Total		
	TOTAL O/S	NPA	% AGE NPA	TOTAL O/S	NPA	% AGE NPA	TOTAL O/S	NPA	% AGE NPA	TOTAL O/S	NPA	% AGE NPA	TOTAL O/S	NPA	% AGE NPA	TOTAL O/S	NPA	% AGE NPA
Agri.	33722	8016	23.77	20701	1414	6.83	4094	442	10.81	21904	4848	22.13	4552	255	5.60	84973	14976	17.62
MSME	38174	3429	8.98	20631	466	2.26	7	6	87.01	3506	1114	31.77	1187	32	2.72	63504	5048	7.95
OPS	10776	502	4.66	3443	179	5.20	294	14	4.71	796	147	18.43	2528	203	8.01	17837	1044	5.85
TPS	82672	11948	14.45	44774	2058	4.60	4395	463	10.52	26206	6109	23.31	8267	490	5.93	166314	21067	12.67
NPS	94871	1082	1.00	38440	989	2.57	1339	263	19.65	1703	63	3.71	656	44	6.65	137010	2441	1.78
Total	177542	13030	7.34	83215	3047	3.66	5734	726	12.66	27909	6172	22.11	8923	534	5.98	303324	23508	7.75

Banks Having NPA > 7.75 % (More Than State Average)

(As on 31.12.2024)
(Amt. in Rs. Crore)

S.N.	Name of Bank	Advances	NPA	% NPA
1	DAKSHIN BIHAR GRAMIN BANK	12912	4083	31.62
2	CENTRAL BANK OF INDIA	12443	2223	17.87
3	UCO BANK	5571	869	15.60
4	UTTAR BIHAR GRAMIN BANK	14997	2089	13.93
5	PUNJAB NATIONAL BANK	24450	3294	13.47
6	STATE CO-OP. BANK	5734	726	12.66
7	UNION BANK OF INDIA	6147	699	11.37
8	PUNJAB AND SIND BANK	357	33	9.15
9	INDIAN BANK	11365	1009	8.87
10	RBL BANK	2515	221	8.80
11	UTKARSH SMALL FIN. BANK	5037	430	8.54
12	BANK OF INDIA	13001	1103	8.48

Trend of NPA %

30.09.2023	31.12.2023	31.03.2024	30.06.2024	30.09.2024	31.12.2024
8.57	7.93	7.46	8.03	7.89	7.75

Position of Bank-wise and Sector-wise NPAs have been placed at **Page Nos.217-221**.

13.2 Certificate cases

(As on 31.12.2024)

(Amt. in Rs. Crore)

As on 31.12.2024 the overall position of Certificate Cases filed by all Banks is furnished below:

Bank Type	Total Cases (No.) as on 30.09.2024	Total Cases (Amt.) as on 30.09.2024	Cases filed (No.) (During the quarter Dec' 2024)	Cases filed (Amt.) (During the quarter Dec' 2024)	Cases disposed (No.) (During the quarter Dec' 2024)	Cases disposed (Amount) (During the quarter Dec' 2024)	Pending Cases (No.) as on 31.12.2024	Pending Cases (Amount) as on 31.12.2024
	No.	Amt.	No.	Amt.	No.	Amt.	No.	Amt.
PSB	244283	2228	26358	270	5595	58	265046	2440
PVT.	665	15	57	2	0	0	722	17
Co-op	11172	105	1174	38	470	6	11876	137
RRBs	110470	1915	12106	212	5280	72	117296	2056
SFBs	0	0	0	0	0	0	0	0
Total	366590	4263	39695	522	11345	135	394940	4650

Bank-wise and District-wise detail placed on **Page Nos.224-225**.

In the chairmanship of Chief Secretary, Bihar a meeting was conducted on 25.09.2024 to review Certificate Cases and Revenue Court related issue. Chairman-cum-Member, Board of Revenue, GoB was also present in the meeting. The meeting was attended by Divisional commissioners.

In compliance of Action Point number V of the above meeting a committee has been formed vide Board of Revenue, GoB, office order no 1554 dated 07.10.2024 in the Chairmanship of Principal Secretary, Finance Department, GoB. Additional Chief Secretary, Revenue and Land Reform Department, GoB, Revenue related departments i.e. Stamp and Registration Department, Commercial Tax, Geology & Mining Department, Transport Department etc., SLBC Co Ordinator are other members of the committee. Secretary Board of Revenue, GoB is Member Secretary in this committee.

A series of meeting was conducted in the chairmanship of Chairman-cum-Member, Board of Revenue, GoB after 25.09.2024 with selected banks, Divisional commissioners

and other officials. Training programme also organised by Board of Revenue departments for operating staff.

Again on 19.12.2024 a meeting was held in the chairmanship of Chief Secretary, Bihar to review Certificate Cases and Revenue Court related issue. Chairman-cum-Member, Board of Revenue, GoB is also present in the meeting Divisional commissioners, selected banks and other operating staff attended the meeting

13.3 SARFAESI CASES

Status regarding Application from banks for taking physical possession of property under Section 14 of SARFAESI Act as on **31.12.2024** placed below:

(As on 31.12.2024)

(Amt. in Rs. Crore)

Bank Type	Pending Cases as on 30.09.2024		Cases filed during the quarter Dec' 2024		Case disposed during the quarter Dec' 2024		Pending Cases as on 31.12.2024	
	No.	Amt.	No.	Amt.	No.	Amt.	No.	Amt.
PSBs	559	91	279	95	141	49	697	137
PVT	64	38	36	23	20	10	80	50
Co-op	0	0	0	0	0	0	0	0
RRB	70	14	9	1	8	1	71	13
SFB	6	2	0	0	0	0	6	2
Total	699	144	324	118	169	61	854	202

Bank-wise and District-wise details are placed on **Page Nos.222-223**.

14 Review of restructuring of loans in natural calamity affected districts in the State

Reserve Bank of India (RBI) issued Master Direction of FIDD.CO.FSD.BC.No.9/05.10.001/2018-19 dated October 17,2018 (Relief Measures by Banks in Areas affected by Natural Calamities) Directions 2018 – SCBs for Scheduled Commercial Banks and FIDD.CO.FSD.BC No. 9/05.10.001/2018-19 dated October 17,2018 for RRBs.

The SLBC Convenor Bank shall upload the notification(s) issued by State /District Authorities on declaration of a natural calamity for which relief measures were implemented (if any) by SLBC/Banks.

However, no such instance in recent past had been reported by State/Districts/Banks and NIL reporting in this regard on quarterly interval submitted to RBI by SLBC.

15 Discussion on policy initiative of the Central/State Government/RBI (Industrial Policy, MSME Policy, Agriculture Policy, Start-Up Policy, etc. and expected involvement of banks.

Government of India, Government of Bihar, RBI, NABARD and other apex institutions have been framing / amending / updating various important policies in order to channelize development / growth in desired direction of the targeted sectors like agriculture, industry, start up etc. These policies have involvement of various agencies at different levels including the financial institutions, more particularly the banks. A better understanding for banks therein is imperative for injecting proper financial assistance. SLBC endeavors in its meetings to discuss on various policy matters.

16 Discussion on improving rural infrastructure / credit absorption capacity

16.1 Any large projects conceived by the State Government to help improve CD Ratio

Government of Bihar has organized Bihar Investor Summit on 19th and 20th December 2024 in order to attract new large projects in the State.

16.2 Explore the scope of state-specific potential growth areas and the way forward-choosing partner banks

Government of Bihar is focusing on area specific product specialization in co-ordination with agencies like NABARD, SIDBI and Banks. For example Makhana and Makhana products in Darbhanga and Madhubani area, textile in West Champaran, leather in Muzaffarpur etc. Banks & Financial institutions are ready to take this as opportunity for expansion of their businesses.

16.3 Discussion on findings of region-focused studies, if any, and implementing the suggested solutions

NABARD prepares district wise potential linked plan based on the their findings of region focused studies which is integral part of Annual Credit Plan (ACP).

16.4 Identification of gaps in rural and agriculture infrastructure, which need financing (rural godowns, solar power, agro processing, horticulture, allied activities, agri-marketing, etc.)

Government of Bihar has brought Bihar logistic policy 2023 and also having Agriculture Investment promotion policy 2020 to cover up the gaps in agriculture infrastructure.

Banks are also financing in rural godowns, solar power, agro processing, horticulture, allied activities, agri-marketing etc.

16.5 Implementation of Modal Land Leasing Act 2016 (exploring possibility)

An Internal Working Group was constituted by RBI to understand the various constraints in agriculture credit absorption and the report giving some valuable recommendations was submitted in September 2019. Since then, various letters have been shared with the officials concerned of Government of Bihar by RBI. However, recommendation related to 'Reforms in the legal framework on the basis of Model Land Leasing Act proposed by NITI Aayog may be think upon so that formal lending to tenant farmers can improve.

17 Efforts towards skill development on mission, National Skill Development Corporation, Agriculture Skill Council of India (ASCI), etc., including a review of functioning of Rural Self Employment Training Institutes (RSETIs)

17.1 Rural Self Employment Training Institutes (RSETIEs)

Rural Self Employment Training Institutes (RSETIs) have been promoted for the purpose of providing opportunities to rural youth for their skill upgradation leading to self-employment. These institutes are run and managed by banks with active support of the Government. RSETIs' core offerings include their free, unique and intensive short-term, residential and demand driven training for rural youth with a wide choice of vocations and hand holding.

There are 38 RSETIs at present in the State. Each district has a RSETI. The banks that have opened RSETIs are: PNB-12, SBI-7, CBI-9, Canara Bank-2, UCO Bank-4, BOB-2, UBI-2.

Performance of RSETIs in FY 2024-25 : During the FY 2024-25 upto **31.12.2024**, RSETIs have organized 1041 training programmes and trained 32,896 unemployed youth to pursue self-employment vocations.

Bank wise and district wise detail on RSETIs is placed at **Page No.232**.

17.2 Financial Literacy Centers (FLCs)

Pursuant to RBI directives, Financial Literacy Centres (FLCs) have been established to educate the people with regard to various products and services available in the formal financial sector.

During the quarter ended December 2024, the Financial Literacy Centers in Bihar have organized:

- a) 741 Special Camps
- b) 968 Target Group Specific Camps

The information pertaining to activity of FLCs in the State is placed at **Page Nos 244-277**

Besides FLCs, as per RBI instructions, all Rural Branches of banks are required to conduct at least one financial literacy camp in each month. Financial Literacy Guide,

Diary and Posters designed by RBI, is to be used by the branches in the camps to explain the basic financial knowledge. All banks are requested to ensure that their rural branches undertake financial literacy activities using the standard financial literacy materials.

Rural branches of various banks have organized 7,068 financial literacy camps as on the quarter ended **December-2024**. The district wise data on Financial Literacy Camps organized by rural branches in the state of Bihar has been furnished at **Page No.244**.

18 Steps taken for improving land records, progress in digitization of land record and seamless loan disbursements

An Internal Working Group was constituted by RBI to understand the various constraints in agriculture credit absorption and the report giving some valuable recommendations was submitted in September, 2019. Since then, various letters have been shared with the officials concerned of Government of Bihar by RBI. One of the major recommendations related to '**Digitisation and updation of Land Records of the State**' proposed by NITI Aayog which may also help in lending to farmers.

19 Sharing of success stories and new initiatives at the district level that can be replicated in other districts or across the State

It was discussed in SLBC Steering Sub Committee meeting on 05.11.2024 in which Lead Banks, RRBs, RBI, NABARD and other stake holders present had been advised to share success stories.

No such stories has been shared with SLBC.

20 Discussion on Market Intelligence Issues

- Ponzi Schemes /illegal Activities of Unincorporated Bodies/Firms/ Companies Soliciting Deposits from the Public.
- Banking Related Cyber Frauds, phishing.
- Instances of usurious activities by lending entities in the area, cases of over indebtedness.
- Credit related frauds by borrower groups.

The central Government, Government of Bihar, Reserve Bank of India and Banks at own level cautioned public various times against such schemes so that public/investors do not fall prey to unscrupulous schemes/entities.

Various awareness campaign through print and electronic media are being run by Government, RBI and Banks. Various melas in Bihar i.e. Sonpur Mela, Book Fair, Saras Mela etc. stalls have been set up by RBI and Banks for consumers awareness and education.

Banks are also adhering the guidelines of regulators regarding reporting of Cyber Frauds, customer grievances and claim settle process.

In Financial Literacy Camps (FLCs) and Centres for Financial Literacy (CFLs) awareness about use of digital tools and awareness being discussed in all the districts.

To strengthen the mechanism to deal with cyber-crimes in a comprehensive and coordinated manner, the Central Government has taken steps which, inter-alia, include the following:

- i. The Ministry of Home Affairs has set up the 'Indian Cyber Crime Coordination Centre' (I4C) as an attached office to deal with all types of cyber-crime in the country, in a coordinated and comprehensive manner.
- ii. Seven Joint Cyber Coordination Teams (JCCTs) have been constituted for Mewat, Jamtara, Ahmedabad, Hyderabad, Chandigarh, Vishakhapatnam, and Guwahati under I4C covering the whole country based upon cyber-crime hotspots/ areas having multi-jurisdictional issues by on boarding States/UTs to enhance the coordination framework among the Law Enforcement Agencies of the States/UTs. Seven workshops were organized for JCCTs at Hyderabad, Ahmedabad, Guwahati, Vishakhapatnam, Lucknow, Ranchi and Chandigarh in 2023.
- iii. The state of the art 'National Cyber Forensic Laboratory (Investigation)' has been established, as a part of the I4C, at New Delhi to provide early stage cyber forensic assistance to Investigating Officers (IOs) of State/UT Police. So far, National Cyber Forensics Laboratory (Investigation) has provided its services to State LEAs in around 10,200 cyber forensics like mobile forensics, memory forensics, CDR Analysis, etc. to help them in investigation of cases pertaining to cyber-crimes.
- iv. The 'National Cyber Crime Reporting Portal' (<https://cybercrime.gov.in>) has been launched, as a part of the I4C, to enable public to report incidents pertaining to all types of cyber-crimes, with special focus on cyber-crimes against women and children. Cyber-crime incidents reported on this portal, their conversion into FIRs and subsequent action thereon are handled by the State/UT Law Enforcement Agencies concerned as per the provisions of the law.
- v. The 'Citizen Financial Cyber Fraud Reporting and Management System', under I4C, has been launched for immediate reporting of financial frauds and to stop siphoning off funds by the fraudsters. So far, financial amount of more than Rs. 2400 Crore has been saved in more than 7.6 lakh complaints. A toll-free Helpline number '1930' has been operationalized to get assistance in lodging online cyber complaints.
- vi. The Massive Open Online Courses (MOOC) platform, namely 'CyTrain' portal has been developed under I4C, for capacity building of police officers/judicial officers through online course on critical aspects of cyber-crime investigation, forensics, prosecution etc. along with certification. More than 96,288 Police Officers from States/UTs are registered and more than 70,992 Certificates issued through the portal.
- vii. To spread awareness on cyber-crime, the Central Government has taken steps which, inter-alia, include; dissemination of messages through SMS, I4C social media account i.e., X (formerly Twitter) (@CyberDost), Facebook (CyberDostI4C), Instagram (cyberDostI4C), Telegram(cyberdosti4c), Radio campaign, engaged MyGov for publicity in multiple mediums, organizing Cyber Safety and Security Awareness weeks in association with States/UTs, publishing of Handbook for Adolescents/Students, etc.

21 Issues remaining unresolved at DCC /DLRC meeting

As per one of the Action Point of 87th SLBC meeting “ Lead Banks should conduct quarterly meeting with their LDMS and review the overall performance of their lead districts and minutes of BLBC,DLCC and DLRC meetings held during the quarter. A synoptic report on the review done should be submitted by them to SLBC which may, inter alia, contain feedback on action / intervention required, if any, at SLBC/State Govt. Level.”

In this backdrop no such unresolved issues has been reported by Lead Banks.

22 Timely and correct data submission of data by banks/concerned departments, adhering to the schedule of SLBC meeting

A working Group of select SLBC Convenor banks and NABARD was constituted by RBI to work out a standardized system for collection, storage, presentation and management of data on the SLBC website/portal. A standard Operating Procedure (SOP), which may be followed by SLBC Convenor Banks, member banks and LDMS, as suggested by the working Group for management of data flow is given at Annex III of para number 3.4 of RBI Master Circular – Lead Bank Scheme FIDD.CO.LBS.BC.No.01/02.01.001/2024-25 dated April 01,2024.

Standard Operating Procedure (SOP) for data Flow at LBS Fora (Annex III)

- I. Head Office (HO) of each bank shall generate the report, pertaining to LBS related data and data available on CBS/ MIS, in the prescribed format, which includes columns of District Name, Block name, District code & Block code by 15th of succeeding month following the end of the quarter.
- II. HO of each bank shall provide the district & block level report in prescribed format to controlling offices of bank working at state level.
- III. Each SLBC shall ensure that their data feeding website/web portal is having a provision for uploading the data by controlling offices of each bank in prescribed format.
- IV. **Each Banks’ Controlling Office at state level responsible to feed the data in respective state shall upload the data in SLBC portal by 20th of succeeding month of the end of the quarter.**
- V. **Data pertaining to State Government/ Other data (which are not available on CBS or MIS of the bank) would be collated & uploaded by Controlling Office/ Lead District Manager (LDM) as is being done now, in SLBC web portal by 20th of succeeding month of the end of the quarter.**
- VI. SLBC Convenor bank should provide the access to LDMS of respective state on SLBC web portal to download the block wise data of their respective district.
- VII. SLBC Convenor bank should provide the access to controlling office of respective state on SLBC web portal to download the uploaded data to verify the correctness of data.

Role of Banks’ Head Offices

- Banks’ HOs shall generate the district wise and block wise data of each state in the prescribed format.

- Banks' HOs shall ensure that the mapping of their branches to the block level has been carried out.
- HO of each bank shall provide the report in prescribed format to controlling office of bank working at state level.
- The state code, district code & block code should be as per the Government of India's census 2011 data.
- The amount column in the report should be provided in the actual figure and not in lakhs, crores, billions or millions etc.

Role of Controlling Office of Bank working at state level

- Each Banks' controlling office at state level responsible to feed the data in respective state must upload the data in SLBC portal of that state.
- For Data pertaining to State Government/ Other data (which is not available on CBS or MIS of the bank), controlling office of the bank at state level will collate the data in format given by SLBC of that state & upload the same on the SLBC portal

Role of SLBC Convenor Bank

- SLBC Convenor bank must ensure that their data feeding website/web portal is having a provision for uploading the data in approved format by controlling office of each bank working at state level.
- There are standardized formats (flat files) for the data pertains to CBS or available through MIS of the bank.
- Other than formats mentioned above, there are 04 excel formats for data pertains to FLCs & RSETI, which is required to be collected from the controlling office of banks at state level.
- For Data pertaining to State Government/ Other data (which is not available on CBS or MIS of the bank), SLBC Convenor bank may follow their existing procedure or devise the new procedure.
- SLBC Convenor bank must ensure that LDMs are able to access web portal of SLBC to download the block wise data of their respective district.
- SLBC Convenor bank should provide the access to controlling offices of banks of respective state on SLBC web portal to download the uploaded data to verify the correctness of data.
- SLBC Convenor bank must ensure that their data feeding website/web portal is having a provision for uploading the block wise ACP target data in approved format by LDMs of that state.

Role of Lead District Managers (LDMs)

- LDMs must upload the block wise ACP target of the district on SLBC portal of the state, by 15th April of the starting of the financial year.
- LDMs shall download the block wise information of district for review purpose.

Upon received confirmation from all the member banks after testing on standardized SLBC portal i.e. <https://slbcindia.com> , and as discussed in 88th and 89th Joint SLBC

meeting data collection on the portal formally started from June 2024 quarter. A workshop was organized by SLBC on 19.07.2024 and 23.08.2024 for LDMs and Nodal Officers to discuss and doubt clearing session about new portal. In the workshop representative of RBI and NABARD were also present. Some discrepancy reported by some banks had conveyed to them under information to RBI, Patna.

All banks are requested to adhere the time line mentioned in RBI Circular and submit correct error free data so that time line to conduct SLBC meeting may be adhered.

SLBC has drawn the attention of member banks towards this issue vide letter nos. SLBC /RR/ 2024-25/105 dated 01.07.2024 and SLBC/RR/2024-25/217 dated 30.09.2024.

23 Misellaneous

23.1 PM's new 15 point programme for welfare of Minority Communities

Lead district Managers of all the 7 minority concentrated districts (Araria, Katihar, Sitamarhi, West Champaran, Kishanganj, Darbhanga & Purnea) in Bihar have been advised by SLBC to monitor & review the progress of credit facilities under various schemes to Minority Communities in DCC / DLRC meetings as per guidelines / instructions contained in RBI circular No. RBI/2019-20/03 FIDD.GSSD.BC.No. 04/09.10.01/2019-20.

To effectively monitor the performance of banks in providing credit to the specified minority communities at SLBC level, SLBC has instructed all concerned 7 Lead District Managers to send the Annexure II (half yearly) & Annexure III (quarterly) to RBI well in time.

The contact details of officials designated by banks functioning as lead bank in minority concentrated districts to look after exclusively issues related to minority communities is furnished below:

District Name	Name of designated official	Name of Bank	Mobile No.	e-mail address
Araria	Sri Akhilesh Kumar	SBI	9430265034	lbo.araria@sbi.co.in
Darbhanga	Smt Renu Sinha	CBI	9264291596	ldmdarb@centralbank.co.in
Katihar	Sri M K Madhukar	CBI	9264291811	ldmkati@centralbank.co.in
Kishanganj	Sri Indu Shekhar	SBI	7070999337	ldm.kishanganj@sbi.co.in
Purnea	Sri Rajkumar Singh	SBI	7992335134	ldm.purnea@sbi.co.in
Sitamarhi	Sri Anil Kumar Singh	BOB	7320846835	ldm.Sitamarhi@bankofbaroda.com
West Champaran	Sri Satish Kumar	CBI	9264292188	ldmwcham@centralbank.co.in

Data on Lending to Minority Communities in all districts of Bihar is placed on **Page Nos.182-185.**

23.2 LWE Affected Districts

To address the Left Wing Extremism (LWE) menace holistically, Government of India (GoI) approved 'National Policy and Action Plan to address LWE' in 2015. The Policy envisages a multi-pronged strategy involving security related measures, development interventions, ensuring rights and entitlements of local communities, etc.

The geographical spread of LWE violence has also constricted substantially with reduction of LWE affected districts from 126 across 10 states in 2013 to only 38 districts in 2024 (with effect from April-2024) across 09 states. **No districts of Bihar in this list.**

Source : Press Information Bureau (PIB), Posted On: 10 DEC 2024 4:32PM by PIB Delhi Release ID: 2082749

23.3 Targeted Financial Inclusion Intervention Programme (TFIIP)

Targeted Financial Inclusion Intervention Programme (TFIIP) is a flagship initiative of the Government of India under Aspirational District Programme (ADP) of NITI Aayog. The programme aims to quickly and effectively transform these districts.

Initially the programme was launched in 40 shortlisted Aspirational Districts including Aurangabad, Banka, Gaya & Sheikhpura districts of Bihar. Subsequently, Department of Financial Services vide their Letter F.No. 6/4/2021-FI (C-300479681), dated 10.02.2021, advised that the programme has been extended to 112 Aspirational Districts including 13 districts in Bihar which are mentioned below:

1.	Sitamarhi	5.	Muzaffarpur	9.	Sheikhpura	13.	Jamui
2.	Araria	6.	Begusarai	10.	Aurangabad		
3.	Purnia	7.	Khagaria	11.	Gaya		
4.	Katihar	8.	Banka	12.	Nawada		

Key objectives of TFIIP:

- Availability of banking touch-point (branch / BC kiosk) within 5 km distance of every inhabited village
- Improving identified Key Performance Indicators (KPIs) for financial inclusion to benchmark level
- KPIs on FI: CASA accounts per lakh population, PMJJBY, PMSBY and APY enrolments per lakh population.
- Offering bouquet of financial products (micro credit, micro investment)
- Strengthening existing Grievance Redressal System for banks as per RBI guidelines to cater to the needs of PMJDY account holders.

Progress under TFIIP as on **31.12.2024** at 13 aspirational districts is tabled below:

(Per lakh population)

S. N	Aspirational District	Bank Accounts (CASA)	% Ach.	PMJJBY Enrolments	% Ach.	PMSBY Enrolments	% Ach.	APY Beneficiaries	% Ach.
Target Phase-II (100 % of benchmark)		129755		9775		30303		2886	
1	Araria	1,14,151	88	15,200	155	30,432	100	6,237	216
2	Aurangabad	1,29,765	100	16,897	173	34,878	115	8,362	290
3	Banka	81,056	62	15,811	162	28,490	94	6,918	240
4	Begusarai	1,00,690	78	19,270	197	33,586	111	6,776	235
5	Gaya	1,22,540	94	15,195	155	35,429	117	7,954	276
6	Jamui	1,34,950	104	22,220	227	39,472	130	5,747	199
7	Katihar	1,29,427	100	15,144	155	25,870	85	5,827	202
8	Khagaria	1,28,041	99	17,414	178	32,573	107	6,128	213
9	Muzaffarpur	1,30,255	100	15,076	154	32,299	107	5,058	175
10	Nawada	1,25,058	96	15,047	154	39,121	129	9,011	312
11	Purnia	1,26,737	98	18,732	192	36,999	122	8,116	281
12	Sheikhpura	1,57,060	121	19,472	199	46,470	153	9,111	316
13	Sitmarhi	1,16,931	90	13,869	142	24,955	82	4,653	161

23.4 Strengthening of BLBC/ DCC

The functioning of Block Level Bankers' Committees needs to be strengthened and monitored more closely. Besides bankers, it should mandatorily have the participation of all related line departments like agriculture, animal husbandry, dairy, fishery, industry etc. The responsibility of BLBC affairs should not be left solely to the BDOs. The Senior Deputy Collectors (Banking) and LDMs should also attend the BLBC meetings invariably and the issues discussed therein should be reviewed in DCC / DLRC meetings. District Magistrates should ensure this. Functionality for uploading minutes of BLBC/DCC meetings has been implemented on SLBC online Bihar portal.

Details of DCC and BLBC meetings in district are placed on **page Nos. 235-236**.

23.5 E-Stamping of Bank Guarantee

IBA Managing Committee has approved a proposal to examine the feasibility of end to end digitization of trade process and to support the programme of Ease of Doing Business. A Working Group was constituted for the purpose which has suggested the Modalities for implementation of "Automated e-Stamping (AES)". IBA has requested to discuss the e-Stamping of Bank guarantees in SLBC meeting to take up the matter with State Govt. for its implementation.

During past few years, state governments have brought reforms on stamp duty collection on articles under their jurisdiction. Now the duty-paying customer can make payments on-line and collect the e-Stamp Certificate from the designated government offices / agents. Stock Holding Corporation of India (Stock Holding), an All India Institution specialising on central registration service has been designated as Central Record Keeping and Collecting Agency by most of the state governments. But not all state governments have brought Bank Guarantee as a permissible article under e-Stamping. Govt. of Bihar is requested to list the same, if not listed yet.

While e-Stamping has made the revenue collection process easier for Government, benefits of digitisation have not been fully realised. When banks issue bank guarantee, the banks other than the Agency banks or their clients need to visit the government department / Agency bank to collect the e-Stamp Certificate or Stamp Paper. The physical Certificate / Stamp is made part of the bank guarantee by attaching with and / or printing thereon the document as a proof of having paid the stamp duty.

The Digital E-Stamping eliminates the use of physical certificate / stamp and make the bank guarantee process fully automated. It enables the banking system to move away from paper-based issuance of bank guarantees and helps adoption of international best practices in transmission of bank guarantees and its amendments.

23.6 Pledge financing for agriculture commodities through electronic-Negotiable Warehouse receipt (e-NWR)

Warehousing Development and Regulatory Authority (WDRA) has been established under the Warehousing (Development and Regulation) Act, 2007 for setting up a negotiable warehouse receipt system in the country, making Negotiable Warehouse Receipt (NWR) a prime tool of trade and regulation of warehouse.

e-NWR can facilitate easy pledge financing by banks and other financial institutions. e-NWR also helps to save expenditure in logistics as stocks can be traded through multiple buyers without physical movement and can be even split for partial transfer or withdrawal. e-NWR promote scientific warehousing for storage of agriculture goods and commodities.

In a recent years meeting with Department of Food and Public Distribution, it was decided that the outreach of pledge finance through e-NWRs should be increased.

23.7 Fin Tech Adoption

Keeping with the winds of change around the globe, India has placed great emphasis on development of the country's digital infrastructure, in terms of usability, interoperability and accessibility. The Economic Survey 2023 also highlighted the economic growth of the country led by digital infrastructure and how the digital enablements are nurturing India's vision of a \$1 trillion digital economy by 2025. However, the Indian Fintech sector is seeing unprecedented increase in regulations and related compliance requirements.

RBI Governor Shri Shaktikanta Das in his address on April 27, 2023 mentioned that *"The rapid developments and innovations in the financial system, especially in the areas of*

fintech and digital products pose new opportunities as well as risks. These may affect financial intermediation, payment systems, cyber security and consumer protection. We have to continue monitoring and assessing the implications of these emerging trends, while also developing our own capabilities and frameworks to effectively respond to these challenges.”

RBI is encouraging banks through varied mediums for wider adoption of Fintech, particularly in the agriculture sector, which could help bring in more investment into the sector for long term asset creation and infrastructure development.

In this regard, to play a critical link in feedback loop for concerns that emanate from mushrooming of Fintech entities without adequate oversight, either directly or in partnership with the banks, it is required to continuously monitor the issues pertaining to mushrooming of Fintech entities operating without adequate oversight.

23.8 33rd Depositors Education and Awareness (DEA) Fund Committee

According to Chapter III of The Depositor Education and Awareness Fund Scheme, 2014, a committee headed by Deputy Governor of RBI administers and manages the fund in accordance with the DEAF Scheme. The Committee may from time to time lay down list of activities, the criteria, procedures, etc. for achieving the objectives of the fund i.e., promotion of depositors' interest.

In view of the above, 33rd Meeting of the Depositors Education and Awareness (DEA) Fund Committee was held on April 18, 2023 wherein, inter alia, the Committee directed that all the banks in all the SLBC forum to “*sensitize their staff in handling cases of deceased depositors and dealing with nominees/ legal heirs*”.

Thus, all the banks are requested to sensitize their staff in a suitable manner.

23.9 Credit Guarantee Scheme for Animal Husbandry and Dairying under Animal Husbandry Infrastructure Development Fund (Revised 2.0)

As a part of Prime Minister's Atma Nirbhar Bharat Abhiyan stimulus package, “Animal Husbandry Infrastructure Development Fund” (AHIDF) of Rs.15000 crore has been approved to incentivize investments by individual entrepreneurs, private companies, Farmer Producer Organisations (FPOs), Micro, Small and Medium Enterprises (MSMEs), Section 8 companies to establish (i) the dairy processing and value addition infrastructure, (ii) meat processing and value addition infrastructure, (iii) Animal Feed Plant, (iv) Breed Improvement Technology and Breed Multiplication Farm (v) Animal Waste to Wealth Management (Agri Waste Management) and (vi) Setting up of Veterinary Vaccine and Drugs Production Facilities. Government of India has issued Guidelines for implementation of AHIDF and have also issued Implementation Guidelines 2.0. As a part of AHIDF, Government of India (GoI) has established a “Credit Guarantee Fund Trust for Animal Husbandry and Dairying” (CGFT-AHD) of Rs. 750 crore. Department of Animal Husbandry and Dairying (DAHD) will contribute Rs. 75 crore per year over 10 years towards Credit Guarantee at the beginning of each financial year.

The scheme documents are available on our website www.nabsanrakshan.org. Further, in case any queries or clarification kindly contact to 022-26539241/9243 or ho@nabsanrakshan.org.

23.10 Credit Enhancement Guarantee Scheme For The Scheduled Castes (SCs)

The Finance Minister during the Union Budget speech 2014-15 on July 18, 2014, had announced that a sum of Rs. 200 crores will be allocated towards credit enhancement facility for young and start-up entrepreneurs belonging to Scheduled Castes (SCs) who will aspire to be neo middle class category of the scheme to facilitate financial assistance under the scheme by the banks. The said allocation is under Social Sector Initiatives in order to encourage entrepreneurship among Scheduled Castes who belong to the lower strata of the society, by supporting the Bank & Financial Institutions, in the form of Credit Enhancement Guarantee, who shall be providing financial assistance to the Scheduled Caste Entrepreneurs.

The objective of the Scheme is as under:

- It is a Social Sector Initiative to be implemented nationally in order to promote entrepreneurship among the scheduled caste population in India.
- Promote entrepreneurship among the Scheduled Castes who are oriented towards innovation and growth technologies.
- To support, by way of providing Credit enhancement Guarantee to Banks and Financial Institutions, who will be providing financial assistance to the Scheduled Caste entrepreneurs, who in turn will create wealth, value for the society, create jobs and ultimately will develop confidence and at the same time promote profitable business. The assets so created will also create forward / backward linkages. It will further create chain effect in the locality in specific and society in general.
- To promote financial inclusion for SC entrepreneurs and to motivate them for further growth of SC communities.
- To facilitate economic development of SC entrepreneurs.
- To enhance direct and indirect employment generation for SC population in India.

The details of the scheme has been advised by Directorate of Industries, Govt. of Bihar vide their letter सं०सं०-०२/उ०नि०/निःशक्तजन सशक्तीकरण नीति/14-20/2016 / 2011 dated 22.05.2019.

The detailed operational guidelines of the scheme can be accessed by visiting SLBC website <http://www.slbcbihar.com> under the menu "Govt. Sponsored Programmes" and also the web site of Ministry of Social Justice and Empowerment, Govt. of India – <http://socialjustice.nic.in/SchemeList/Send/32?mid=24541>.

23.11 Registration of State Rural Livelihood Missions (SRLMs) With Depositors Education and Awareness Fund (DEAF)

Bihar Rural Livelihoods Promotion Society (BRLPS) has been granted registration under Depositor Education and Awareness (DEA) Fund to conduct awareness programmes on

Depositors' Education and Awareness with grant of financial assistance from the DEA Fund. The registration is valid for a period of three years i.e. up to October 2027.

23.12 Resolution of issues related to KYC / re-KYC and reactivating inoperative / frozen accounts to avail DBT benefits:

RBI has observed that issues related to KYC/re-KYC processes and the reactivation of inoperative/dormant/frozen accounts, particularly those where Direct Benefit Transfer (DBT) benefits are being credited, are not being addressed in a timely manner by banks. This has led to significant inconvenience for customers, especially those from underprivileged sections of society.

In view of the sensitive nature of this issue, banks are advised to take immediate action which can include organization of special drives or camps for reactivating accounts; enhancing the capacity of branches and enable online KYC updating or utilize the **Video-based Customer Identification Process (V-CIP)** for greater efficiency; deploying Aadhaar-based eKYC authentication modules at every bank branch to simplify the KYC/re-KYC process.

All the member banks are advised to designate a senior official, to personally monitor progress on these matters.

23.13 PM Surya Ghar : Muft Bijli Yojana

The PM Surya Ghar: Muft Bijli Yojana, the world's largest domestic rooftop solar initiative, is transforming India's energy landscape with a bold vision to supply solar power to one crore households by March 2027. By March 2025, installations under the scheme are expected to exceed 10 lakh, with the numbers doubling to 20 lakh by October 2025, reaching 40 lakh by March 2026, and ultimately achieving the target of one crore by March 2027. Launched by Prime Minister Narendra Modi on 15 February 2024, this groundbreaking initiative aims to provide free electricity to households by facilitating the installation of rooftop solar panels.

Key Benefits :

- **Free Electricity for Households:** The scheme provides households with free electricity through the installation of subsidized rooftop solar panels, significantly reducing their energy costs.
- **Reduced Electricity Costs for the Government:** By promoting the widespread use of solar power, the scheme is expected to save the government an estimated ₹75,000 crore annually in electricity costs.
- **Increased Use of Renewable Energy:** The scheme encourages the adoption of renewable energy sources, contributing to a more sustainable and environmentally friendly energy mix in India.
- **Reduced Carbon Emissions:** The transition to solar energy under this scheme will help lower carbon emissions, supporting India's commitment to reducing its carbon footprint.

The subsidy provided under the scheme varies based on the household's average monthly electricity consumption and the corresponding suitable rooftop solar plant capacity:

Average Monthly Electricity Consumption (units)	Suitable Rooftop Solar Plant Capacity	Subsidy Support
0-150	1-2 kw	Rs. 30,000/- to Rs. 60,000/-
150-300	2-3 kw	Rs. 60,000/- to Rs. 78,000/-
>300	Above 3 kw	Rs. 78,000/-

Households can apply for the subsidy through the [National Portal \(https://www.pmsuryaghar.gov.in/\)](https://www.pmsuryaghar.gov.in/), where they can also select a suitable vendor for installing rooftop solar. The National Portal will assist in decision-making by providing information on appropriate system sizes, a benefits calculator, vendor ratings, and other relevant details.

Households will have access to collateral-free, low-interest loans at around 7% interest for the installation of residential rooftop solar (RTS) systems up to 3 kW.

Bank-wise details are placed on **Page No.243**.

23.14 Extension of Fisheries and Aquaculture Infrastructure Development Fund (FIDF)

The Government of India, Ministry of Fisheries, Animal Husbandry and Dairying during 2018-19 created and implemented the Fisheries and Aquaculture Infrastructure Development Fund (FIDF).

The Government of India approved for extension of Fisheries Infrastructure Development Fund (FIDF) for a period of another 3 years from 01.04.2023 to 31.03.2026.

The detailed and fresh guidelines, salient features of the FIDF, cost norms, associated terms and conditions, etc., replacing the earlier guidelines for implementation of the FIDF available of website <https://www.dof.gov.in> and also NFBD's website <https://nfbd.gov.in>

The details received from NABARD shared with all member banks on 10.12.2024.

23.15 Farmer Producer Organizations (FPOs) Scheme

Hon'ble Prime Minister of India had launched a flagship Central Scheme of "Formation & Promotion of 10,000 FPOs" in February 2020, with the objective of enhancing farmers' income through the process of their collectivization and leveraging economics of scale in agri value chain.

In order to ensure access of FPOs to credit from mainstream Banks and Financial Institutions, a dedicated Credit Guarantee Fund (CGF) of Rs. 1000 crore has been created. NABARD has incorporated NABSAnrakshan Trustee Private Limited, as its 100% owned subsidiary company to function as a trustee to the Credit Guarantee Trust FPOs. The CGF provides adequate credit guarantee cover to accelerate flow of institutional credit to FPOs by minimizing the risk of financial institutions for granting loans

and also enable FPOs to undertake profitable agri-business activities leading to their increased viability.

All banks are requested to streamline the loan approval and disbursement processes for FPOs to expedite access to credit and other financial services.

KEY INDICATORS OF BANKS IN BIHAR
BANKING STATICS AS ON 31.12.2024

(Amt. in Rs. Crore)

Sl. No.	ITEMS	DEC' 2023	DEC' 2024	Bench -mark
1	DEPOSITS	441280	541414	
2	ADVANCES	226007	303324	
3	TOTAL ADVANCES INCLUDING ADVANCES GRANTED TO UNITS IN BIHAR BY BRANCHES OPERATING OUTSIDE BIHAR	230408	307858	
4	ADVANCES INCLUDING RIDF	239389	317220	
5	CD RATIO	54.25%	58.59	
6	PRIORITY SECTOR ADVANCES	132951	166314	
7	SHARE OF PSA IN TOTAL ADV (SL.NO.2) (%)	58.83%	54.83%	40%
8	AGRICULTURAL ADV.	65997	84973	
9	SHARE OF AGL. ADV IN TOTAL ADV (SL.NO.2) (%)	29.20%	28.01%	18%
10	MSME ADV.	46660	63504	
11	SHARE OF MSE ADV. IN PSA(SL.NO.2) (%)	20.65%	20.94%	
12	TOTAL NUMBER OF BRANCHES	7816	8213	
A	RURAL BRANCHES	3765	3719	
B	SEMI-URBAN BRANCHES	2416	2682	
C	URBAN BRANCHES	1635	1812	

ANNEXURE – I

MINUTES

OF

MEETINGS

MINUTES OF 88th& 89th JOINT SLBC MEETING

HELD ON 14.06.2024

The 88th& 89th Joint meeting of SLBC Bihar was held on 14th June 2024 at Hotel Maurya, Patna. The objective was to review the performance for both the quarters, discuss with banks to make further improvements in overall financial and holistic development, of the entire ecosystem in the state, exploring and exploiting the emerging opportunities. The meeting was presided over by Hon'ble Deputy Chief Minister cum Finance Minister, Govt. of Bihar Shri Samrat Choudhary. Hon'ble Minister Cooperative Dr Prem Kumar, Hon'ble Minister Rural Development Shri Shravan Kumar, Hon'ble Minister Animal Husbandry and Fisheries Smt. Renu Devi, Hon'ble Minister Agriculture Shri Mangal Pandey, Hon'ble Minister UDHD Shri Nitin Naveen. Development Commissioner Bihar, Principal Secretary Finance, RD RBI, CGM NABABARD and other top officials from State Government Departments, SBI, SIDBI, KVIC, Police, Department of Posts, representatives of all SLBC member banks & Industry Associations were also present. All District Magistrates, Lead District Managers, Officials of PFRDA, AIF and CGTMSE also attended the meeting through Video Conferencing.

(2) The meeting commenced at 11:00 am. **Shri Shiva Om Dikshit, Chief General Manager (SBI)** welcomed all the dignitaries and participants. He presented a brief overview of the performance of banks in FY 2023-24 vis a vis the ACP, CD Ratios and other parameters along with the way forward to achieve 100% targeted ACP for the FY 2024-25. The summary of views expressed by him is as under:

(A) Performance of banks in the financial year 2023-24:

(i) The CD Ratio of the state increased from 55.64% to 58.71 %(> 3% increase) during FY 2023-24. SBI is the lead bank in 7 districts and C.D. ratio in two of these districts, i.e. Purnia (93.25%) and Araria (88.37%) is highest among all 38 districts of Bihar.

(ii) Banks have distributed loans worth total of Rs 2,53,533 crores and achieved 96.35% of the Annual Credit Plan in FY 2023-24. In absolute terms, it was Rs 33,000 crores more than the achievement of FY 2022-23.

SBI's contribution stood at Rs 39,872 crores (93.22% achievement of its ACP Target).

(iii) Sector-wise ACP achievement in FY 2023-24 was of 88.83% in Agriculture, 86.02% in MSME, 101.16% in Other Priority Sector and 121.97% in the Non-Priority Sector.

(iv) In Agriculture Sector, loans worth Rs 83,631 crores (89% of the ACP) have been distributed against the target of Rs 94,150 crores for 2023-24.

3,39,861 SHGs were financed against the target of 2,50,000 SHGs during 2023-24 and the achievement was 136%. A record total of loans worth Rs11,905 crores have been disbursed to SHGs in FY 2023-24. SBI has financed 63,915 SHGs of JEEViKA against the target of 35,441 with a record achievement of 180%.

(iv) In MSME sector, Loans worth Rs 76,975 crores were sanctioned against a target of Rs 89,000 crores in FY 2023-24. SBI has contributed Rs14,039crores i.e. 97.02% of its MSME ACP target of Rs 14,471 crore.

(v) Under PMEGP, Banks have achieved 90% of target in FY 2023-24. SBI recorded 104% achievement.

(vi) Under PMMY scheme, Banks have provided loans to 46,32,000 units in the FY 2023-24. SBI has disbursed new loans worthRs1,162 crores to 1,07,000 beneficiaries during FY 2023-24.

(vii) Under Stand Up India scheme, Banks have provided loans worth Rs185 crores to 1,100 beneficiaries in 2023-24. State Bank of India has distributed loans worth Rs134 crores to 887 beneficiaries in 2023-24. Since inception of the scheme in 2016till March 2024, a total of 7,591 beneficiaries have been financed under this scheme in Bihar. SBI's contribution in this is 2,590 i.e. 35%. SBI has achieved more than 121% by sanctioning loans worth Rs 451 crores to 2590 beneficiaries against its target of 2128.

(viii) Total deposits of banks in March 2023 were Rs4,67,000 crores which increased to Rs5,11,000 crores by March 2024. Total Advances were Rs2,50,000 crores in March '23 which increased to Rs2,90,000 crores by March 2024.

(ix) In the FY 2023-24, the number of bank branches in the state has increased by162 and Fixed Point CSPs increased by approximately 10,506. There are a total of 8,045 branches, 7,052 ATMs and 57,589 Fixed Point CSPs in the state. Through its 988 branches, 2,817 ATMs and 6,826 Customer Service Centers (Fixed Point CSPs), the State Bank of India as a "Banker to every Indian" is providing various services and facilities throughout the state.

(x) Banks have opened 41,27,000 new Jan-Dhan accounts in FY 2023-24 and have also given overdrafts in 1,02,000 Jan-Dhan accounts. The total number of active Pradhan Mantri Jan-Dhan accounts (PMJDY) in the state is more than 4 crores 74 lakh, out of which 40% (1 crores 88 lakh) are in the State Bank of India.

(xi) Under Two major programs PMSBY & PMJJBY run by Government under the social security schemes, 53,75,000 & 23,32,000 new people have been insured respectively in the FY 2023-24 in Bihar. SBI branches have insured 14,29,000 (31% of total) under PMSBY and 9,95,000 (43% of total) under PMJJBY in 2023-24.

Bihar leads in Atal Pension Yojana (APY) and is recognized for its excellent performance. The State Level Bankers Committee, Bihar has received many awards at All India level for the last6 consecutive years. State Level Bankers Committee, Bihar has been invited by PFRDA, Government of India on 21.06.2024, to receive the "Award of Ultimate Leadership" along with LDMS of Gaya and Nawada to receive the "Award of Excellence" in APY in FY 2023-24.

Under APY, 11,30,000 new people have been added to this pension scheme in 2023-24 and among these SBI branches have provided APY facilities to 2,57,000 (23%) people.

(xii) The Lead Bank of each district operates RSETI and FLC. A total of 2980 Special Camps and 3809 Target Group Camps have been organized by FLCs of all the districts in the FY 2023-24. RSETIs conducted a total of 950 training programs in 2023-24 in which approximately 30,000 people were trained. In the FY 2023-24, 7 RSETIs run by SBI have conducted 182 training programs and trained 5,511 entrepreneurs through them. All the seven RSETIs have received the best grading "AA" from the Government of India for their work quality and operational excellence. Our FLCs have organized 647 literacy camps in 2023-24.

(B) Areas of concern for the financial year 2024-25

(i) The districts with C.D. ratio less than 45% has been reduced to 3 (Munger, Bhojpur and Nalanda) in March 2024 from 7 in March 2023. We have to focus to improve CD ratios of all districts above 50%.

(ii) Achievement under ACP in 2023-24 was only 89% in Agriculture and 86% in MSME. ACP target for the FY 2024-25 is Rs3,23,093 crores i.e. 23% increase over ACP of FY 2023-24. The sector wise distribution is as under- Rs1,11,267 crores for the Agriculture, Rs1,03,238 crores for MSME, Rs28,589 crores for other Priority Sector and Rs80,000 crores for Non-Priority Sector. We must perform in all sectors and achieve 100% of the ACP target.

(iii) Agriculture: Two major constraints of agriculture sector is the reduction in the size of land holdings and unavailability of LPC among farmers.

(iv) MSME: The contribution of manufacturing to Bihar's GDP is only 8.7%.

(v) 38.97% NPA in KCC and 18.24% NPA in education loans.

(vi) There are 86 crores NPAs in 3,192 accounts under the Bihar Student Credit Card in which banks have submitted 1,732 cases worth Rs45 crores to the government for claim settlement.

(C) Action proposed: Coordination and Cooperation

To achieve 100% of this ACP target, all the stakeholders should work in coordinated and focused way on the bank-wise and district-wise ACP allocation.

(i) Bihar being an agrarian economy, more focus on Cash Crops and Agri allied activities like Dairy, Poultry, Fishery, Food Processing, Rural Godowns, Warehouse Financing, Horticulture, should be done for improvements in agriculture. Encouragement of Millet Production, One District One Product and Cluster Financing will strengthen the ecosystem. KCC Saturation Drive and ATL for agricultural infrastructure development should be focused. The government of Bihar has been requested to smoothen the issue of LPC that will help banks to provide hassle free agricultural loans.

(ii) MSME of Bihar, is based on Trading and Services activities with 59% share in State GDP. The manufacturing sector should be focused for generating more employment

opportunities in the state and minimize migration. Therefore, focus in both Agriculture and MSME is required in FY 2024-25.

(iii) Along with Regular Credit Dispensation, Banks should also provide Credit Outlay in Govt. Sponsored Schemes to register participation in inclusive development of the state. By making process more borrower-friendly and proactive, banks can achieve maximum financing.

(iv) There is ample opportunity for Housing Finance and Education Loan in the Priority Sector due to growing construction in state and talent in state.

(vi) There has been marginal decline in NPAs between December '23 and March '24 (7.93% to 7.46%). More than 9 lakh Certificate Cases and 633 SERFAESI Cases are ready for disposals on 31 March 2024, which requires cooperation from State government. Recovery and reduction in NPAs will enable banks to increase their lending activities.

Shri Dikshit, CGM SBI concluded his speech by acknowledging the efforts made by various financial institutions, praising the cooperation and support provided by the state Government.

(3) Shri Samrat Choudhary, Hon'ble Deputy Chief (Finance) Minister, Govt. of Bihar welcomed all the Hon'ble ministers, Development commissioner, all dignitaries and all the participants on behalf of Bihar Govt. In his opening remarks, he expressed the under noted views:

(i) The overall CD Ratio of Bihar is around 56% and this is due to contribution by some of the smaller Banks which are having higher CD ratio. The contribution from major banks is less as compared to smaller Banks in respect of CD ratio. In real terms CD ratio of Bihar is less than 40%. He requested all the big banks to increase their contribution for the development of Bihar and to improve the CD ratio.

(ii) There are many sectors with low penetration namely small-scale industries and animal husbandry probably due to fear of accounts being NPA. However, as per the report, NPA in 2022 was 11.5% which was reduced to around 7% in 2024 which is an achievement.

(iii) The government as well as banks has been continuously discussing the development of Bihar. This can be possible only after the incorporation of mechanism of **single window system** at district level in all sectors for smooth disposal.

(iv) The region of Bihar and Uttar Pradesh is considered a cow belt. We are not able to produce milk in a state like Bihar where there is maximum greenery is a matter of concern for us.

(vi) He expressed his concern over relatively low progress as expected in the fisheries sector. Despite the resources of many big rivers, ponds and waterbodies in Bihar, fish is being brought from Andhra. Despite continuous efforts to improve the position, we could not produce surplus fish to contribute to the nation or go to the international export

market. DMs should explore the opportunities within their districts and coordinate with banks to organize camps in order to increase the penetration for development of fisheries & other areas as well.

(vii) The Government of India, the Prime Minister and the Chief Minister of Bihar are constantly talking about extending collateral-free loans. We should motivate lending institutions & people to provide loans without security. For people who work on the footpath, the state Government provides ₹10.00 lacs under the udyami yojana with ₹ 5.00 lacs subsidy and concession in interest rate 4-5 % for remaining ₹ 5.00 lacs. Banks should come forward in co-operating under this segment also. SLBC subcommittee can be formed for finance to SC/ST.

(viii) He praised SLBC Bihar for leading in the Atal Pension Yojana in the country. Further, He added that it means the people want to be secure in Bihar.

(ix) Bank should wholeheartedly work to take the state forward. We should improve the CD ratio. He praised the Banks for doing well in improvement in CD ratio from around 20% as in past to 55-56% as on March 24. He requested to achieve a 100% CD ratio in order to make Bihar a develop state.

(x) All the banks should be cautious about NPA. The Government of India as well as Bihar government is ready to support banks. He requested the Banks to support the state for overall growth within the limited opportunities available.

(xi) He discussed upon a report of the Industry Department, in which 2400 entrepreneurs were provided land through BIADA. He expressed his concern over closure of approximately 50% of the units out of this including some big ones.

(xii) In a state like Bihar where there is poverty and we need to arrange food for people, only 3-4 crores people are able to stand up on their own by improving their financial condition we should work hard. Therefore, large contribution from Banks is required with focus on small-scale industries, agriculture and animal husbandry for development of Bihar.

With acknowledging important role of Banks in development of state, he assured every Bank for availability of co-operation from finance department, he concluded his speech.

(4) Shri Sujit Kumar Arvind, The Regional Director of RBI after welcoming all the Hon'ble Ministers, Dignitaries and all participants highlighted the undernoted points:

(i) He mentioned that the CD ratio of Bihar as of March 31, 2024 stands at 56.86% which is an increase of 3.2% over March 31, 2023. 14 districts have registered a growth of more than 5% in their CD ratio over March 2023. Even some districts namely Nawada, Vaishali, and West Champaran have shown a growth of 7-8%. He expressed his concerns over low performing 3 districts having CD ratio less than 45%. Further, he expected that with the consistent efforts of the banks and the district administration, we would be able to achieve the CD ratio of over 40% in the district having CD ratio less than 40%.

(ii) We must also acknowledge the fact that the CD ratio of the State is still below the national average of 86.57% (December 31, 2023) which signifies that there is ample scope for improvement in the credit, particularly in the laggard districts having CD ratio less than 50%.

(ii) Under ACP, the banks have achieved 96.35% of their overall targets, 88.78% of their priority sector targets, and 121.97% of the non-priority targets. The credit given during this year has increased by 15%. Further, he advised all the Private Sector Banks to excel in the Government Sponsored Schemes including Social Security Schemes.

(iii) Overall NPA of the State has reduced to 7.46% in March' 24 from 9.28% in March' 23. Although NPA in the Agriculture sector which stands at 18.14% has seen a reduction of 3.36% in a year, but it is a matter of concern. Simultaneously, an increase has been observed in the assets written off by the banks during this year. He advised the banks to take decisions judiciously and ensure to maintain quality of assets. He also advised the banks to strengthen the recovery mechanism to reduce their NPA.

(iv) It has been observed that the number of certificate cases outstanding as of March 31, 2024, has increased to 9.1 lakhs amounting to more than 8000 crores. The district administration as well as the State Government is requested to facilitate the banks in realizing of these non-performing assets up to the best possible value through timely disposal of the Certificate Cases to provide more liquidity to the banks.

(v) The government's attention was drawn to the crucial matter of land records mutation and its vital role in facilitating KCC loans. Government authorities, in cooperation with financial institutions, should take necessary steps to streamline and accelerate the mutation of land records. By ensuring the accuracy and currency of land records, we can empower farmers with the requisite documentation to qualify for KCC, thereby promoting their financial well-being.

(vi) Further, to arrest the NPA in Agriculture, particularly KCC, the State Government may consider opting in for 'Pradhan Mantri Fasal BimaYojana' which aims at supporting sustainable production in the agriculture sector by way of providing financial support to farmers suffering crop loss/damage arising out of unforeseen events and stabilizing the income of the farmers.

(vii) Additionally, the State Government may consider reforming its legal framework based on the Model Land Leasing Act proposed by NITI Aayog or the Land Licensed Cultivators Act 2011 of Andhra Pradesh to improve formal lending to tenant farmers. Furthermore, the Internal Working Group's recommendation related to the promotion and conduct of awareness drives for land consolidation may be organized which will enable farmers to achieve economies of scale and incentivize long-term investments.

(viii). Further he addressed that RBI has launched the PRAVAAH (Platform for Regulatory Application, Validation and Authorization) portal which is a secure and centralized web-based portal for any individual or entity to seek authorization, license, or regulatory approval on any reference made by it to the Reserve Bank. Also, to enhance the reach of the RBI Retail Direct Scheme, which was launched in November 2021, a

Retail Direct Mobile App has been launched to facilitate retail investors to open their Retail Direct Gilt accounts with the Reserve Bank of India enabling them to buy G-Secs in the primary auctions as well as buy and sell G-Secs in the secondary market using the mobile app on their smartphones.

(ix) Since December 2021, the Centre for Financial Literacy (CFL) Project is operational in 27 districts covering 267 blocks of Bihar. Since the inception of the project, more than 36 lakh people of the targeted sections have been imparted training through CFL camps. The project has been extended in the present Year 2024. To solicit cooperation towards the scaled-up CFL Project, letters were also sent to the respective District Authorities of Bihar regarding the operationalization of 89 new CFLs in 267 blocks of 31 districts of Bihar.

(x) To expand and deepen the digital payment ecosystem, the 'e-बिहार' mission launched by RBI aims to give a digital push to the banking operations. Presently, 15 districts of Bihar have been made 100% digitally enabled, while concerted efforts are being put in to make the remaining 23 districts 100% digitally enabled, in a time-bound manner.

(xi). A field-level survey to assess the operations of Business Correspondents (BCs) covering 800 BCs across eight districts of Bihar was carried out by RBI. During the survey, various observations were made by our officials on whom appropriate action will be taken in due course.

He further suggested the banks that after doing the requisite credit assessment they may consider expanding the scope of Business Correspondents (BC) in providing other services like identification of borrowers, collection and preliminary processing of loan applications, disbursement of small value credit, post-sanction monitoring, follow-up for recovery, collection of EMIs for small value loans. This would be a win-win situation for both the banks as well as the BCs.

(xii) He concluded that collective efforts and teamwork are crucial for the progress of Bihar. The spirit of collaboration demonstrated by the Bihar government, all banks, and stakeholders is instrumental in shaping the landscape of financial inclusion and literacy. Dedicated and coordinated efforts will help in paving the way for extraordinary achievements.

(5) During his address, Shri Chaitanya Prasad, The Development Commissioner Bihar, welcomed the Hon'ble Ministers, dignitaries and all participants. The highlights of his speech is as under:-

(i) CD ratio of Bihar has increased a lot in comparison to the past. In 2017- 18 whereas CD ratio was 45.38%, in FY 23-24 it is 58.71%. However, in context of other states CD ratio of Bihar is very low. CD Ratio as on December 2023, in western and southern India is relatively higher especially in Andhra Pradesh (157.81%), Telangana (126.25%), Tamil Nadu (114.64%) and Maharashtra (101.72%). Banks are interested in lending there and the borrowing capacity is also higher.

(ii) NPA has also improved from 11.5% on 30th June 2022 to 7.46% on 31st March 2024. It reflects an increased tendency of repayment.

(iii) Banks should devise ways to incentivize their workforce in credit dispensation also in the state.

(iv) Big banks with more capacity and branches need to focus more on improving CD ratios. SBI has a CD ratio of 40.86 %, PNB is 42.16% and the Central Bank of India has 43.82%. Improvement in the CD ratios of such big banks will enable overall improvement.

(v) Under ACP, the achievement has increased by 33,000 crores in absolute terms but it has decreased in percentage terms from 108% in March' 23 to 96.35% in March' 24. Efforts should be made for achievement in % terms also.

(vi) In MSME growth is registered from 78.67% last year to 86.02 % in this year which is commendable. There are sectors like Agriculture and priority sectors that could not achieve the desired growth. Agriculture, Animal Husbandry, Fisheries, Farm mechanization and rural storage are the areas where more scope is available in Bihar. These areas needs focus for desired growth and supplement farm income.

(vii) Districts with lower CD ratios and Banks with lower CD Ratios need to be focused. Banks with lower ACP achievement namely Yes Bank, Punjab and Sind Bank, South Indian Bank, Karur Vyasya Bank and Utkarsh SFB need to focus and their progress to be reviewed separately. Reasons for low ACP achievement especially in Madhubani, Buxar and Munger districts should be analyzed. Efforts should be made accordingly to improve ACP.

(viii) He concluded that it should be a collective effort of the state Govt. and banks to pave a success path for the state and this can be achieved with coordinated teamwork.

(6) During his address, The CGM NABARD, welcomed the Hon'ble Ministers and dignitaries. The highlights of his speech are as under:-

(i) He expressed his concerns over lower ACP achievement as of 31 March 2024 under the Priority Sector. It was 88.78 % (Agriculture – 88.83%, MSME- 86.02%, OPS - 101.16%) and it should be focused more.

(ii)Regional Disparity in GLC flow of Agriculture: At all India level during 2023-24, there was record disbursal of agriculture loans by banks to around Rs25 lakh crore against the target of Rs20 lakh cr (i.e. 125% of target). However, the eastern region – Bihar, Jharkhand, Odisha and West Bengal – received only 8.5% of the total agriculture credit flow at Rs2.11 lakh crore in FY 2024 against the gross cropped area of 12.16%. Whereas southern states (Andhra Pradesh, Telangana, Tamil Nadu, Karnataka and Kerala) received more than 50% of total Agri GLC although the gross cropped area is only 17%.

(iii) About 25% of farmers in Bihar are tenant farmers which is one of the factors for lower achievement in agri-credit in Bihar. They need to be provided access to finance through JLG mode.

(iv). Low CD Ratio: The CD Ratio of Bihar as on March 2024 is 56.86% against the national average of 78.07% (as on March 22, 2024). Out of 38 districts, 13 districts have CD Ratio less than 50% and Munger has even less than 40%.

(v) Status of MFI: Bihar leads in the microfinance sector in India with a Gross Loan Portfolio amounting to Rs58,706 crores with a growth of 35% in Q3 of FY 2023-24. The 12 districts of Bihar have a portfolio of greater than Rs2000 crores. During the year 2023-24, Banks could add only 1.67 lakh new farmers under KCC, however more than 37 lakh borrowers have been added under micro finance fold during the same period. This reflects that credit demand exists and the potential needs to be tapped. This can be done by increasing KCC, KCC- AH/ Dairy/ PM Svanidhi loans, etc. by the banks.

(vi) Finalization of Unit Cost by NABARD - Agri-Term Loan Financing needs further thrust. NABARD has finalized the unit cost on 11.06.24 for the FY 2024-25 for financing under Agri Term Loan Sector and will be shared among all banks shortly.

As per recent studies, the livestock sector including fisheries constitutes about 42% of the total farmer's income. Further, in the last 5 years, the growth rate in the livestock sector has been more than double that of the crop-based system which signifies immense potential for the promotion of Agri-allied sector.

Therefore, all the bankers need to focus more on investment credit in agriculture mainly on Animal Husbandry, Dairy Development, Fisheries, Plantation and Horticulture, Cold Storage, Godown, Food Processing and Renewal Energy.

(vii) Financing of FPOs and Credit Guarantee for FPOs:- Promotion and nurturing of FPO is more important in the state like Bihar. However, credit facilities have been availed by less than 50 FPOs (that too, mostly from NBFCs). NABARD has promoted more than 300 FPOs in Bihar out of which only 24 have availed credit facility. He requested the banks to explore the financing of FPO as one of the sector with high potential and lesser probability of NPA as being backed by credit guarantee.

(viii) e- Kisan Upaj Nidhi Portal: e-Kisan Upaj Nidhi is a joint endeavor of the Department of Food and Public Distribution, WDRA, DFS, GoI, and NABARD which will improve the ease of obtaining pledge finance by farmers against their stocks kept in WDRA-registered warehouses from various financial institutions. The e-Kisan Upaj Nidhi portal has been launched recently. Banks are requested to make maximum use of this portal.

(7) During his address, The Hon'ble Minister of Agriculture Shri Mangal Pandey welcomed all the Hon'ble ministers and dignitaries. He highlighted the undernoted points:-

Shri Mangal Pandey expressed his concern over the relatively lower CD ratio of Bihar in comparison to several states in India. The important points conveyed by him are as under:-

(i) The achievement in KCC against the target that we had set for FY2023-24, in numbers was 27.25% and in terms of amount 17.39% only. He raised concern over low-performing districts like Darbhanga, East Champaran, Gopalganj, Madhepura, Madhubani and Saran.

(ii) He raised concern that out of 2,00,00,000 registered farmers in Bihar, KCC has been disbursed to 13,00,000 farmers only. It is very much needed to increase agriculture income, CD ratio and overall economy of state.

(iii) MSME is an important thing, but in state like Bihar where 69 % population depends on agriculture, the development of agriculture and the welfare of farmers are most important.

(iv) Banks should decide on a target to achieve 1000000 KCC in the next one year in order to achieve the national level CD Ratio and make the increasing number of farmers financially strong. Similarly, ways to finance the majority of landless farmers in the state also to be explored.

(v) The rising NPA is of concern for the banks and they should file certificate cases in those eligible cases. The tendency to repay the loan has improved as NPA has reduced by 3% in the past year. The people of Bihar are hardworking and honest.

(vi) The states that have good CD ratios have visible growth. KCC loans to farmers in the state should be increased which will enable actual grain production, quality production and processing in the farmhouse.

(vii) Banks should maintain a bank-wise list of loans given to farmers in farm mechanization and loans sanctioned & funds disbursed in Agri Infrastructure Funds. The target set under AIF for the state was Rs 3980 crores for the FY2023-24.

(viii) Status of the 1,07,000 applications sent to banks by district agriculture officers under the Ghar Ghar KCC campaign to be provided. Banks to devise a time limit for completing saturation against the remaining beneficiaries of Ghar Ghar KCC abhiyaan.

(ix) 85,00,000 farmers avail the benefits of PM Kisan Samman Nidhi Yojana in Bihar and out of them KCC loans is to be given to 40,00,000 farmers. He expressed his concerns over very low progress and requested Banks to pay attention to it.

(x) He concluded his speech with highlighting the importance of Banking system in growth of economy, development of the state and to pass on benefits to the socially & economically weaker sections of society. Banks to join hands to work for the growth in these areas.

(8) AGM SLBC SPEECH AND PRESENTATION

Shri Kumar Ranjeet, Assistant General Manager (SLBC) made a detailed PowerPoint presentation that encompassed all the agenda items. Point wise discussions is as under:-

(i) Minutes of the 87th SLBC meeting and action points that emanated from it were placed before the Committee and were adopted unanimously. Also, the minutes and action points of SLBC Sub-Committees were adopted conjointly.

(ii) The status of ATR for the 87th SLBC meeting was discussed in a granular way. Various issues were discussed and queries of the house were answered. The Hon'ble Finance Minister advised to improve CD ratio of Munger and CGM, SBI advised to review the districts having CD Ratio less than 55% separately.

(iii) The ACP target for FY 2024-25 as advised by finance department, Government of Bihar has been distributed district wise & Bank wise as per PLP of NABARD. All Banks & Districts have been advised. The target allocation was approved by SLBC.

(iv) Key inputs received during the discussion of slides from various dignitaries were as under:

- a) The Hon'ble Finance minister advised Banks to devise a cut-off population for opening of their branches. He also discussed about availability and utilization of Panchayat Bhawans for opening of Branches.
- b) Jeevika has a recovery percentage of 99.08 % and Banks should continue their efforts.
- c) GM convenor SLBC also pointed out the dismal performance of Private sector Banks in GSS such as PMEGP, PMMY, PMFME etc in reply to the FM remarks on lower performance of large public sector Banks in ACP achievement.
- d) The Hon'ble Finance minister asked for the reasons for low ACP achievement in districts such as Munger, Madhubani etc from the banks and advised to improve it.
- e) Hon'ble Finance Minister expressed his concern over very low contribution by Pvt sector Banks in Government sponsored scheme and asked reasons from HDFC & Bandhan Bank.
- f) Hon'ble Finance Minister expressed his concern over very low contribution by Uttar Bihar Grameen Bank. In reply, Chairman Uttar Bihar Grameen Bank highlighted his Bank's performance in all areas except KCC. He said that the maximum KCC portfolio is NPA and they have left with very limited resources due to maintenance of SLR & CRR. He requested for more institutional deposits from the Government for more lending power.
- g) DBGB & UBGB and all other banks are expected to report as per the new format.
- h) E-Kunj is to be discussed in the coming SLBC subcommittee meetings.
- i) The proposal for decreasing the frequency of DLRC meeting was proposed by RBI which was not accepted by SLBC forum.

(v) As confirmed by all Banks, the standardized data portal of SLBC (www.slbcindia.com) is operational now and accessible to all banks. All Member Banks are advised to upload their data for June 2024 quarter into this portal as per standardized system. All Banks are requested to maintain data sanctity.

(9) Shri Arvind Choudhary, Principal Secretary of Finance, Govt. of Bihar, expressed his opinion on various topics which is summarized below:-

(i) RRBs are requested to achieve their ACP target this year as they have broader outreach.

(ii) KCC targets to be achieved for overall agricultural growth as well as NPA should also be brought down.

(iii) Benefits of repayment of KCC loans in addition to other loans also must be displayed and shared broadly in camps being organized at districts/ blocks.

(iv) A minimum benchmark of 50 % in the CD ratio is to be set and districts having CD ratio less than 50% should be reviewed separately.

(10) Smt Abhilasha Sharma, Additional CEO JEEViKA opined that:-

She appraised the co-operation & good works done by Banks in SHG front. 116% of target was achievement in 2023-24. Banks should explore financing options to individual entrepreneurs coming out of SHG and dispose all the pending applications. 64.98 lacs PMJJBY and 71.53 lacs PMSBY insurance coverage have been done. At present 5683 Bank Sakhis are functional and this number should be increased with coordination of the Banks. Camps should be organized in the coming months of July August September to expedite disposal of applications both for account opening as well as credit linkage.

(11) Shri Sanjay Agrawal, Secretary, Agriculture highlighted certain points as below:

(i) He expressed his concerns over reducing trend in numbers of KCC crop loan. The total number of KCC farmers has reduced to 13,00,000 as on March 2024 as compared to 15,00,000 last year.

(ii) 2000 branches out of 8000 branches in Bihar are those which have Zero KCC. These branches consist of 15 banks. Names of such low/Nil performing branches are to be highlighted in the meetings.

(iii) Dakshin Bihar Grameen Bank did 66000 KCC whereas Uttar Bihar grammen bank with 1000 branches did 9000 KCC only resulting in 2% achievement of target of KCC under ACP. Hence RRBs having more outreach must be more participative in providing KCC loans to farmers.

(iv) KCC NPA has decreased from 42% as on March 2023 to 36% as on March 24 which can be considered a very good sign

(v) He expressed his concern over reducing exposure of Banks under priority sector lending specially under Agriculture. He also advised to conduct a special SLBC on Agriculture only under chairmanship of Hon'ble Finance Minister. However Hon'ble Minister advised to conduct such meeting first at their level and thereafter progress should be monitored.

(12) Smt. Vijaya Lakshmi IAS Secretary Animal Husbandry & Fisheries, added valuable remarks on the financing of Animal Husbandry and Fisheries. Some highlights are undernoted:

(i) A target of 14,00,000 was set by DFS under Animal Husbandry & Fisheries. She expressed her concern over sanction of 37000 applications & disbursement of 5000 applications amounting to Rs 29.54 crs only despite 2 years of its launch. 350000 applications were generated, 298000 sent to banks under this scheme. Scheme has not took off as expected.

(ii) Banks should focus on this sector so that growth can be manifold to 2-3 times.

(13) Sri Dilip Kumar Special Secretary from Industry department Government of Bihar also appraised the good work done by Banks in coordination with Industry department under PMEGP & PMFME. Our State has remained among top 5 in India under PMEGP sanction and was 2nd in loan application generation in India. He also expressed concerns over delay in sanction of loan proposals and slow disbursement.

(14) Shri Prem Kumar Hon'ble Minister, Cooperative Development, Govt. of Bihar, welcomed all the Ministers and dignitaries present in the meeting. He expressed his concerns over non-participation of senior level government officials & Bank's officials in BLBC/ DCC meetings. He emphasized conducting of meetings regularly with the participation of senior officials. He briefed about the scheduled meeting of various cooperative societies on Animal Husbandry, Fisheries, Bee farming, etc to be held on 18.06.2024 for better coordination. He also refused the proposal of reducing frequency of DLRC meetings proposed by RBI.

(15) Shri Shravan Kumar Hon'ble Minister, Rural Development, Govt. of Bihar, after welcoming all Ministers and dignitaries highlighted that banks should extend more help to create self-employment in Bihar. 4561 applications of trained people have been received but only 1417 have been sanctioned by Banks.

(i) The building construction work for RSETIs is to be completed fast in Patna, Sitamarhi and Munger districts in order to expedite growth.

(ii) In the next coming, months maximum credit camps should be organized to enable an increase in the CD ratio to surpass 55% in the next three months.

(16) Smt. Renu Devi, Hon'ble Minister, Animal Husbandry, Govt. of Bihar, welcomed all the ministers and dignitaries present in the meeting. She expressed her opinion that the State has immense potential in the field of dairy, fisheries and banks should extend their full support in this sector for desired growth. She also advised that LPC should not be insisted upon and Bank's must be guided as per SOP. She also expressed her displeasure over high rejection of loan applications and advised to dispose these applications more judiciously.

(17) Shri Nitin Naveen Hon'ble Minister, Rural Housing, Govt. of Bihar, welcomed all the ministers & dignitaries present in meeting. He expressed his opinion that out of

197000 PM SVAnidhi applications 117000 only could be sanctioned. He expressed concerns over very less number of loans sanctioned by Banks in 2ndtranch under PMSVAnidhi schemes. Banks should expedite disposal of applications under all phases of PMSVAnidhi. Quarterly subcommittee meeting is to be done at the minister level and all should work as a team in order to achieve expected target.

(18) Towards the end of the meeting **Shri Samrat Choudhary Hon'ble Deputy Chief Minister cum Finance Minister Govt. of Bihar**, stressed again on overall coordination among the government departments and banks for the growth of Bihar.

(19) At the end, **Shri Shailendra Singh Taragi, General Manager (SBI) and Convenor, SLBC** appealed to all the stakeholders to take note of the deliberations made and points discussed and identified during the meeting for putting into action. He stated that we all will work in closer coordination and will achieve all our targets with special emphasis on KCC, Animal husbandry, and fisheries improved performance in 2024-25. He extended a vote of thanks to the Hon'ble Ministers and all the participants, including those attending the meeting through VC, for their active participation.

ACTION POINTS

ACTION POINTS

1. Lead Bank and other banks operating in Munger to make concerted efforts to increase the CD ratio of the district above 40%.

[Action: UCO Bank]

2. Lead Bank and other banks operating in Bihar to make concerted efforts to increase the CD ratio of the districts which are below 50% as on 31.03.2024. These twelve districts are Munger, Bhojpur, Nalanda, Jehanabad, Lakhisarai, Saran, Buxar, Arwal, Patna, Gopalganj, Darbhanga and Jamui).

[Action : District Authorities, Lead banks & LDMs]

3 ACP achievement to improve in the 5 districts (Madhubani, Buxar, Munger, Jehanabad, and Nalanda.) where ACP achievement was very low in FY 2023-24. In addition to that all banks in the state to focus on 100% achievement of ACP annual target.

[Action : Lead banks & LDMs]

4. Private Sector Banks should achieve their targets under Govt. Sponsored Schemes.

[Action : All Private Sector Banks]

5. DMs and LDMs to explore the opportunities within their districts and coordinate to organize camps in order to increase the penetration for development of KCC crop, KCC (Animal husbandry & fisheries) & other areas as well. Wide publicity of the benefits of prompt repayment is to be made in these camps.

[Action : DMs, Lead banks & LDMs]

6. The State Government may consider opting in for 'Pradhan Mantri Fasal Bima Yojana' , which aims at supporting sustainable production in the agriculture sector by way of providing financial support to farmers suffering crop loss/damage arising out of unforeseen events and stabilizing the income of the farmers.

[Action: Cooperative Department]

7. Review of banks having branches with Nil or even less than 100 KCC (crop) in FY 2023-24.

[Action : Respective banks and Agriculture Dept.]

8. Uttar Bihar Grameen Bank to increase the coverage under KCC (crop).

[Action : Uttar Bihar Gramin Bank]

9. Banks to devise action plan to cover PM Kisan beneficiaries farmers and remaining unsaturated farmers under GharGhar KCC Abhiyaan for KCC(crop).

[Action : All Banks]

10. Banks to ensure providing data as per new standardized portal ensuring accuracy of data.

[Action : All Banks and SLBC]

11. SLBC Sub-committee should be formed for finance to SC/ST.

[Action : SLBC]

Letter No. : SLBC/CM/2019-20/117
Date: 19.07.2019The Controlling Heads,
SLBC Member Banks in Bihar.


Dear Sir / Madam,

Review / Renewal of existing crop loans and extending crop loan to new farmers under KCC in absence of crop insurance cover in the State of Bihar

With reference to the captioned matter under consideration of RBI, we have received a communication from RBI, Patna advising us to communicate following instructions to SLBC member banks :

" Member banks to sanction credit facilities under KCC scheme to eligible farmers without insisting on mandatory coverage under crop insurance till such time an insurance scheme is notified for the concerned crops by the Govt. of Bihar."

Yours faithfully,


General Manager & Convenor,
SLBC, Bihar

DATA SHEETS

INDEX OF DATA SHEET

ITEM	SUBJECT	PAGE NO.
1	Branch Network	86-87
2	Banking Outlet (BCs/CSPs)	88-89
3	ATM Network	90-91
4	Point of Sale	92-93
5	Digital Transaction	94-95
6	Aadhar Authentication	96-97
7	Pradhan Mantri Jan Dhan Yojna (PMJDY)	98-99
8	Suraksha Bima Yojna	100-103
9	Annual Credit Plan (ACP) Disbursement & Achievement	104-105
10	Outstanding Advances	106-107
11	Annual Credit Plan (Priority Sector)	108-109
12	Annual Credit Plan (Non Priority Sector)	110-111
13	Micro, Small & Medium Enterprises	112-119
14	MSME Outstanding & NPA Outstanding	120-123
15	Annual Credit Plan (Agriculture Disbursement)	124-125
16	Agriculture Outstanding & NPA Outstanding	126-129
17	Kisan Credit Card (KCC)	130-133
18	Kisan Credit Card (Animal Husbandry)	134-137
19	Kisan Credit Card (Fisheries)	138-141
20	Dairy	142-143
21	Poultry	144-145
22	Fisheries	146-147

23	Farm Mechanization	148-149
24	Agri Term Loan	150-151
25	Farm Credit	152-153
26	Investment Credit under Agriculture	154-157
27	Joint Liability Group	158-159
28	Other Priority Sector (OPS) Disbursement, Outstanding & NPA	160-165
29	Non Priority Sector (NPS) Disbursement, Outstanding & NPA	166-171
30	Education Loan (Priority Sector)	172-173
31	Education Loan (Priority Sector)	174-175
32	Miscellaneous ACP Disbursement & Outstanding	176-179
33	Loan Disbursement & Outstanding to SCs / STs	180-181
34	Loan Disbursement & Outstanding to Minority Communities	182-185
35	Women Disbursement & Outstanding	186-187
36	Self Help Group (SHG) NRLM	188-191
37	DAY-NULM (SEP&SHG)	192-193
38	Pradhan Mantri Mudra Yojna (PMMY)	194-197
39	Pradhan Mantri Employment Guarantee Scheme (PMEGP)	198-201
40	Pradhan Mantri Formalization of Micro food Processing Ent. (PMFME)	202-203
41	Stand up India (SUI)	204-207
42	PM SVANidhi	208-211
43	Agriculture Infrastructure Fund (AIF)	212
44	Credit & Deposit (CD) Ratio	213-216
45	Non Performing Asset (NPA)	217-221
46	Securitisation and Reconstruction of Financial Assets and Enforcement of Security Interest Act (SARFAESI)	222-223

47	Certificate Cases	224-225
48	Lead bank Scheme (LBS) Reports	226-231
49	Rural Self Employment Training Institute (RSETIs)	232
50	Credit Guarantee Fund Trust for Micro and Small Enterprises (CGTMSE)	233
51	Credit Linked Subsidy Scheme (CLSS) under PMAY	234
52	District Consultative Committee (DCC) Meeting	235
53	Block Level Bankers' Committee (BLBC) Meeting	236
54	KCC Animal Husbandry & Fisheries Saturation	237-240
55	Expanding & Deepening of Digital Payment Ecosystem	241-242
56	PM Surya Ghar Muft Bijli Yojna (PMSGMBY)	243
57	Financial Literacy Initiatives	244-277

STATE LEVEL BANKERS' COMMITTEE BIHAR					
CONVENOR : STATE BANK OF INDIA					
BANK WISE BRANCH NETWORK AS ON 31.12.2024					
Sr.No.	Name of Bank	Rural	Semi-Urban	Urban	Total
	LEAD BANKS				
1	STATE BANK OF INDIA	384	385	264	1033
2	BANK OF BARODA	97	99	107	303
3	CANARA BANK	122	95	109	326
4	CENTRAL BANK OF INDIA	198	138	92	428
5	PUNJAB NATIONAL BANK	380	194	133	707
6	UNION BANK OF INDIA	65	72	99	236
7	UCO BANK	113	78	51	242
	OTHER BANKS				
8	BANK OF INDIA	139	133	77	349
9	BANK OF MAHARASHTRA	2	22	37	61
10	INDIAN BANK	119	88	91	298
11	INDIAN OVERSEAS BANK	13	18	30	61
12	PUNJAB AND SIND BANK	2	2	17	21
	Total Public Sector Bank	1634	1324	1107	4065
	PRIVATE BANKS				
13	AXIS BANK	20	58	72	150
14	BANDHAN BANK	297	280	99	676
15	FEDERAL BANK	0	3	8	11
16	HDFC BANK	12	95	89	196
17	ICICI BANK	19	59	76	154
18	IDBI BANK	21	20	35	76
19	INDUSIND BANK	5	8	45	58
20	J & K BANK	0	0	1	1
21	KARNATAKA BANK	0	0	1	1
22	KOTAK MAHINDRA BANK	6	8	14	28
23	SOUTH INDIAN BANK	0	0	1	1
24	YES BANK	0	0	7	7
25	KARUR VYSYA BANK	0	0	1	1
26	IDFC FIRST BANK	1	3	9	13
27	RBL BANK	4	0	2	6
	Total Private Sector Bank	385	534	460	1379
	Total COMM. BANKS	2019	1858	1567	5444
	CO-OPERATIVE BANKS				
28	STATE CO-OP. BANK	110	133	60	303
	Total Cooperative Bank	110	133	60	303
	REGIONAL RURAL BANKS				
29	DAKSHIN BIHAR GRAMIN BANK	813	204	61	1078
30	UTTAR BIHAR GRAMIN BANK	636	346	44	1026
	Total Region Rural Bank	1449	550	105	2104
	SMALL FINANCE BANK				
31	JANA SMALL FIN. BANK	2	1	19	22
32	UJJIVAN SMALL FIN. BANK	9	24	20	53
33	UTKARSH SMALL FIN. BANK	103	114	33	250
34	ESAF SMALL FIN. BANK	2	2	7	11
35	UNITY SMALL FINANCE BANK	25	0	1	26
	Total Small Financial Bank	141	141	80	362
	TOTAL FOR BIHAR	3719	2682	1812	8213

STATE LEVEL BANKERS' COMMITTEE BIHAR					
CONVENOR : STATE BANK OF INDIA					
DISTRICT WISE BRANCH NETWORK AS ON 31.12.2024					
SR.	Name of District	Rural	Semi-Urban	Urban	Total
1	ARARIA	85	81	1	167
2	ARWAL	41	25	1	67
3	AURANGABAD	122	50	35	207
4	BANKA	82	50	1	133
5	BEGUSARAI	86	100	49	235
6	BHAGALPUR	101	98	94	293
7	BHOJPUR	123	65	57	245
8	BUXAR	86	41	32	159
9	DARBHANGA	117	65	75	257
10	GAYA	186	45	97	328
11	GOPALGANJ	128	71	0	199
12	JAMUI	73	55	1	129
13	JEHANABAD	59	10	30	99
14	KAIMUR (BHABUA)	89	40	1	130
15	KATIHAR	107	40	46	193
16	KHAGARIA	40	77	2	119
17	KISHANGANJ	64	20	30	114
18	LAKHISARAI	44	46	1	91
19	MADHEPURA	38	83	1	122
20	MADHUBANI	124	160	3	287
21	MUNGER	59	30	53	142
22	MUZAFFARPUR	184	97	126	407
23	NALANDA	145	68	49	262
24	NAWADA	74	84	0	158
25	PASHCHIM CHAMPARAN	103	77	50	230
26	PATNA	203	206	599	1008
27	PURBI CHAMPARAN	108	153	52	313
28	PURNIA	97	65	78	240
29	ROHTAS	132	62	57	251
30	SAHARSA	47	26	32	105
31	SAMASTIPUR	170	135	2	307
32	SARAN	166	59	48	273
33	SHEIKHPURA	30	34	1	65
34	SHEOHAR	19	27	0	46
35	SITAMARHI	56	116	4	176
36	SIWAN	143	66	55	264
37	SUPAUL	48	79	0	127
38	VAISHALI	140	76	49	265
	TOTAL	3719	2682	1812	8213

STATE LEVEL BANKERS' COMMITTEE BIHAR				
CONVENOR : STATE BANK OF INDIA				
BANK WISE BANKING OUTLET (BC/CSP) AS ON 31.12.2024				
				No. in Actual
SR.NO.	Name of Bank	Total Banking Outlets/BC Outlet.	Of which, fixed point BC Outlets	Other BC Outlets
	LEAD BANKS			
1	STATE BANK OF INDIA	6197	4478	1719
2	BANK OF BARODA	1575	1575	0
3	CANARA BANK	779	779	0
4	CENTRAL BANK OF INDIA	2644	2644	0
5	PUNJAB NATIONAL BANK	6713	6709	4
6	UNION BANK OF INDIA	1296	1296	0
7	UCO BANK	623	623	0
	OTHER BANKS			
8	BANK OF INDIA	1849	1849	0
9	BANK OF MAHARASHTRA	39	0	39
10	INDIAN BANK	624	624	0
11	INDIAN OVERSEAS BANK	557	3	554
12	PUNJAB AND SIND BANK	23	1	22
	Total Public Sector Bank	22919	20581	2338
	PRIVATE BANKS			
13	AXIS BANK	18992	11	18981
14	BANDHAN BANK	0	0	0
15	FEDERAL BANK	11	11	0
16	HDFC BANK	1275	1245	30
17	ICICI BANK	855	20	835
18	IDBI BANK	17	17	0
19	INDUSIND BANK	18175	13099	5076
20	J & K BANK	0	0	0
21	KARNATAKA BANK	1	1	0
22	KOTAK MAHINDRA BANK	267	0	267
23	SOUTH INDIAN BANK	0	0	0
24	YES BANK	163134	0	163134
25	KARUR VYSYA BANK	0	0	0
26	IDFC FIRST BANK	1145	354	791
27	RBL BANK	6364	3303	3061
	Total Private Sector Bank	210236	18061	192175
	Total COMM. BANKS	233155	38642	194513
	CO-OPERATIVE BANKS			
28	STATE CO-OP. BANK	0	0	0
	Total Cooperative Bank	0	0	0
	REGIONAL RURAL BANKS			
29	DAKSHIN BIHAR GRAMIN BANK	3035	3035	0
30	UTTAR BIHAR GRAMIN BANK	3482	3482	0
	Total Region Rural Bank	6517	6517	0
	SMALL FINANCE BANK			
31	JANA SMALL FIN. BANK	7	7	0
32	UJJIVAN SMALL FIN. BANK	0	0	0
33	UTKARSH SMALL FIN. BANK	0	0	0
34	ESAF SMALL FIN. BANK	75	75	0
35	UNITY SMALL FINANCE BANK	0	0	0
	Total Small Financial Bank	82	82	0
36	INDIA POST PAYMENTS BANK	9691	6958	2733
	TOTAL FOR BIHAR	249445	52199	197246

STATE LEVEL BANKERS' COMMITTEE BIHAR				
CONVENOR : STATE BANK OF INDIA				
DISTRICT WISE BANKING OUTLET (BC/CSP) AS ON 31.12.2024				
		No. in Actual		
SR. NO	Name of District	Total Banking Outlets/BC Outlet.	Of which, fixed point BC Outlets	Other BC Outlets
1	ARARIA	2725	1461	1264
2	ARWAL	487	265	222
3	AURANGABAD	1620	1200	420
4	BANKA	1391	832	559
5	BEGUSARAI	3250	2083	1167
6	BHAGALPUR	2117	1018	1099
7	BHOJPUR	1906	1372	534
8	BUXAR	1305	868	437
9	DARBHANGA	4079	2546	1533
10	GAYA	9316	1985	7331
11	GOPALGANJ	2187	1249	938
12	JAMUI	1367	844	523
13	JEHANABAD	647	406	241
14	KAIMUR (BHABUA)	1088	712	376
15	KATIHAR	1912	1132	780
16	KHAGARIA	1602	1042	560
17	KISHANGANJ	1179	668	511
18	LAKHISARAI	679	437	242
19	MADHEPURA	1836	938	898
20	MADHUBANI	3965	3070	895
21	MUNGER	802	492	310
22	MUZAFFARPUR	12546	2257	10289
23	NALANDA	1893	1381	512
24	NAWADA	1811	1139	672
25	PASHCHIM CHAMPARAN	4723	2978	1745
26	PATNA	154143	2183	151960
27	PURBI CHAMPARAN	4634	3116	1518
28	PURNIA	2375	1495	880
29	ROHTAS	1791	1081	710
30	SAHARSA	1962	1271	691
31	SAMASTIPUR	3872	2414	1458
32	SARAN	2817	1598	1219
33	SHEIKHPURA	481	251	230
34	SHEOHAR	669	309	360
35	SITAMARHI	2420	1346	1074
36	SIWAN	2249	1154	1095
37	SUPAUL	1823	1188	635
38	VAISHALI	3776	2418	1358
	TOTAL	249445	52199	197246

STATE LEVEL BANKERS' COMMITTEE BIHAR					
CONVENOR : STATE BANK OF INDIA					
BANK WISE ATM NETWORK AS ON 31.12.2024					
Sr. No.	Name of Bank	Rural	Semi-Urban	Urban	Total
	LEAD BANKS				
1	STATE BANK OF INDIA	203	870	1805	2878
2	BANK OF BARODA	82	125	178	385
3	CANARA BANK	84	85	153	322
4	CENTRAL BANK OF INDIA	92	101	79	272
5	PUNJAB NATIONAL BANK	243	216	279	738
6	UNION BANK OF INDIA	43	64	81	188
7	UCO BANK	69	53	45	167
	OTHER BANKS				
8	BANK OF INDIA	28	70	107	205
9	BANK OF MAHARASHTRA	2	20	26	48
10	INDIAN BANK	38	52	66	156
11	INDIAN OVERSEAS BANK	4	14	24	42
12	PUNJAB AND SIND BANK	0	2	15	17
	Total Public Sector Bank	888	1672	2858	5418
	PRIVATE BANKS				
13	AXIS BANK	29	129	170	328
14	BANDHAN BANK	0	10	25	35
15	FEDERAL BANK	0	4	6	10
16	HDFC BANK	10	93	236	339
17	ICICI BANK	12	81	219	312
18	IDBI BANK	24	31	91	146
19	INDUSIND BANK	6	3	51	60
20	J & K BANK	0	0	0	0
21	KARNATAKA BANK	0	0	1	1
22	KOTAK MAHINDRA BANK	6	8	15	29
23	SOUTH INDIAN BANK	0	0	2	2
24	YES BANK	0	0	7	7
25	KARUR VYSYA BANK	0	0	1	1
26	IDFC FIRST BANK	1	3	8	12
27	RBL BANK	0	0	3	3
	Total Private Sector Bank	88	362	835	1285
	Total COMM. BANKS	976	2034	3693	6703
	CO-OPERATIVE BANKS				
28	STATE CO-OP. BANK	57	68	68	193
	Total Cooperative Bank	57	68	68	193
	REGIONAL RURAL BANKS				
29	DAKSHIN BIHAR GRAMIN BANK	0	0	0	0
30	UTTAR BIHAR GRAMIN BANK	0	0	0	0
	Total Region Rural Bank	0	0	0	0
	SMALL FINANCE BANK				
31	JANA SMALL FIN. BANK	0	0	4	4
32	UJJIVAN SMALL FIN. BANK	6	17	20	43
33	UTKARSH SMALL FIN. BANK	4	10	19	33
34	ESAF SMALL FIN. BANK	2	2	6	10
35	UNITY SMALL FINANCE BANK	0	0	0	0
	Total Small Financial Bank	12	29	49	90
	TOTAL FOR BIHAR	1045	2131	3810	6986

STATE LEVEL BANKERS' COMMITTEE BIHAR					
CONVENOR : STATE BANK OF INDIA					
DISTRICT WISE ATM NETWORK AS ON 31.12.2024					
Sr. No.	Name of District	Rural	Semi-Urban	Urban	Total
1	ARARIA	16	89	4	109
2	ARWAL	15	17	0	32
3	AURANGABAD	36	50	59	145
4	BANKA	32	60	0	92
5	BEGUSARAI	29	61	108	198
6	BHAGALPUR	33	78	183	294
7	BHOJPUR	26	43	128	197
8	BUXAR	21	19	60	100
9	DARBHANGA	22	31	161	214
10	GAYA	63	50	217	330
11	GOPALGANJ	50	105	0	155
12	JAMUI	15	46	3	64
13	JEHANABAD	13	5	62	80
14	KAIMUR (BHABUA)	19	49	0	68
15	KATIHAR	29	13	76	118
16	KHAGARIA	7	69	3	79
17	KISHANGANJ	10	11	54	75
18	LAKHISARAI	7	36	2	45
19	MADHEPURA	8	79	0	87
20	MADHUBANI	25	152	3	180
21	MUNGER	20	10	85	115
22	MUZAFFARPUR	67	47	290	404
23	NALANDA	47	47	100	194
24	NAWADA	5	66	0	71
25	PASHCHIM CHAMPARAN	29	62	114	205
26	PATNA	93	173	1230	1496
27	PURBI CHAMPARAN	30	71	130	231
28	PURNIA	25	27	129	181
29	ROHTAS	28	30	113	171
30	SAHARSA	8	8	84	100
31	SAMASTIPUR	44	169	4	217
32	SARAN	53	39	142	234
33	SHEIKHPURA	6	34	0	40
34	SHEOHAR	8	17	4	29
35	SITAMARHI	23	104	6	133
36	SIWAN	40	38	113	191
37	SUPAUL	11	78	0	89
38	VAISHALI	32	48	143	223
TOTAL		1045	2131	3810	6986

STATE LEVEL BANKERS' COMMITTEE BIHAR, PATNA					
(CONVENOR- STATE BANK OF INDIA) FY : 2024 - 25					
POINT OF SALE (POS) DETAIL AS ON 31.12.2024					
SL.NO	Bank Name	POS Rural	POS Semi-Urban	POS Urban	Total
	LEAD BANKS				
1	STATE BANK OF INDIA	5112	9325	16570	31007
2	BANK OF BARODA	92	299	1201	1592
3	CANARA BANK	108	230	551	889
4	CENTRAL BANK OF INDIA	18	44	146	208
5	PUNJAB NATIONAL BANK	665	551	612	1828
6	UNION BANK OF INDIA	43	200	704	947
7	UCO BANK	97	128	119	344
	OTHER BANKS				
8	BANK OF INDIA	291	400	806	1497
9	BANK OF MAHARASHTRA	0	3	14	17
10	INDIAN BANK	122	94	110	326
11	INDIAN OVERSEAS BANK	0	37	113	150
12	PUNJAB AND SIND BANK	0	0	10	10
	TOTAL PUBLIC SECTOR BANKS	6548	11311	20956	38815
	PRIVATE BANKS				
13	AXIS BANK	1320	14618	7255	23193
14	BANDHAN BANK	86	205	351	642
15	FEDERAL BANK	0	9	41	50
16	HDFC BANK	81	2801	8572	11454
17	ICICI BANK	145	942	3336	4423
18	IDBI BANK	840	974	957	2771
19	INDUSIND BANK	0	0	0	0
20	J & K BANK	0	0	115	115
21	KARNATAKA BANK	0	0	0	0
22	KOTAK MAHINDRA BANK	342	414	758	1514
23	SOUTH INDIAN BANK	0	0	4	4
24	YES BANK	0	0	1844	1844
25	KARUR VYSYA BANK	0	0	0	0
26	IDFC FIRST BANK	0	0	0	0
27	RBL BANK	11465	3302	8431	23198
	TOTAL PRIVATE SECTOR BANKS	14279	23265	31664	69208
	Total COMM. BANKS	20827	34576	52620	108023
	CO-OPERATIVE BANKS				
28	STATE CO-OP. BANK	0	3	2	5
	TOTAL CO-OPERATIVE BANKS	0	3	2	5
	REGIONAL RURAL BANKS				
29	DAKSHIN BIHAR GRAMIN BANK	0	0	0	0
30	UTTAR BIHAR GRAMIN BANK	0	0	0	0
	TOTAL REGIONAL RURAL BANKS	0	0	0	0
	SMALL FINANCE BANK				
31	JANA SMALL FIN. BANK	0	0	0	0
32	UJJIVAN SMALL FIN. BANK	0	0	0	0
33	UTKARSH SMALL FIN. BANK	0	0	0	0
34	ESAF SMALL FIN. BANK	0	0	1	1
35	UNITY SMALL FINANCE BANK	0	0	0	0
	TOTAL SMALL FINANCE BANK	0	0	1	1
	GRAND TOTAL	20827	34579	52623	108029

STATE LEVEL BANKERS' COMMITTEE BIHAR, PATNA					
(CONVENOR- STATE BANK OF INDIA) FY : 2024 - 25					
POINT OF SALE (POS) DETAIL AS ON 31.12.2024					
SL.NO.	District Name	POS Rural	POS Semi-Urban	POS Urban	Total
1	ARARIA	213	820	41.00	1074
2	ARWAL	82	149	23.00	254
3	AURANGABAD	250	1366	541.00	2157
4	BANKA	129	361	44.00	534
5	BEGUSARAI	1661	1510	1194.00	4365
6	BHAGALPUR	124	893	2051.00	3068
7	BHOJPUR	328	824	1108.00	2260
8	BUXAR	126	445	619.00	1190
9	DARBHANGA	521	842	1950.00	3313
10	GAYA	432	903	2829.00	4164
11	GOPALGANJ	198	1054	70.00	1322
12	JAMUI	178	617	25.00	820
13	JEHANABAD	54	120	417.00	591
14	KAIMUR (BHABUA)	172	414	21.00	607
15	KATIHAR	204	290	851.00	1345
16	KHAGARIA	34	609	65.00	708
17	KISHANGANJ	63	247	440.00	750
18	LAKHISARAI	41	338	85.00	464
19	MADHEPURA	288	937	35.00	1260
20	MADHUBANI	227	1934	32.00	2193
21	MUNGER	155	147	567.00	869
22	MUZAFFARPUR	5045	3345	4364.00	12754
23	NALANDA	252	707	739.00	1698
24	NAWADA	61	1075	52.00	1188
25	PASHCHIM CHAMPARAN	176	354	632.00	1162
26	PATNA	5501	3932	26113.00	35546
27	PURBI CHAMPARAN	269	673	1084.00	2026
28	PURNIA	305	467	1485.00	2257
29	ROHTAS	165	621	823.00	1609
30	SAHARSA	129	243	494.00	866
31	SAMASTIPUR	190	1893	143.00	2226
32	SARAN	495	1079	1361.00	2935
33	SHEIKHPURA	121	293	25.00	439
34	SHEOHAR	68	265	21.00	354
35	SITAMARHI	71	1433	57.00	1561
36	SIWAN	1760	1526	1163.00	4449
37	SUPAUL	182	828	24.00	1034
38	VAISHALI	557	1025	1035.00	2617
GRAND TOTAL		20827	34579	52623.00	108029

STATE LEVEL BANKERS' COMMITTEE BIHAR													
CONVENOR : STATE BANK OF INDIA													
BANK WISE DIGITAL TRANSACTION AS ON 31.12.2024													
SR.	NAME OF BANK	BHIM/UPI		BHIM Aadhaar		Bharat QR Code		IMPS		Cards (Debit & Credit)		USSD	
		No.	Amt.	No.	Amt.	No.	Amt.	No.	Amt.	No.	Amt.	No.	Amt.
	LEAD BANKS												
1	STATE BANK OF INDIA	1901339552	282810.68	79177	40.29	0	0.00	7092	1.36	89299	9.45	6878406	2264.81
2	BANK OF BARODA	405958395	51661.90	249617	88.27	0	0.00	1697645	3794.56	11301078	3936.32	16577	1.34
3	CANARA BANK	221122654	45252.34	0	0.00	0	0.00	64	0.01	7252125	3673.64	4481	0.30
4	CENTRAL BANK OF INDIA	2396845	22167.02	22572	10.00	0	0.00	1051461	3617.48	390634	1349.11	0	0.00
5	PUNJAB NATIONAL BANK	417859922	67746.85	69757	21.95	0	0.00	10310000	7708.69	8453080	4203.36	0	0.00
6	UNION BANK OF INDIA	112466612	17179.25	85119	20.54	0	0.00	2398254	2539.90	226464	5.73	1	0.00
7	UCO BANK	0	0.00	0	0.00	25	0.02	4284047	2812.01	1761370	888.25	0	0.00
	OTHER BANKS												
8	BANK OF INDIA	1081703	15184.95	99937	46.55	0	0.00	35508	1182.83	473487	71.50	0	0.00
9	BANK OF MAHARASHTRA	5796150	951.76	0	0.00	1787257	189.04	422254	501.13	0	0.00	0	0.00
10	INDIAN BANK	135229123	17034.85	0	0.00	0	0.00	2463216	3877.45	4574645	1825.08	0	0.00
11	INDIAN OVERSEAS BANK	0	0.00	4	0.70	0	0.00	8930	200.13	836366	170.78	0	0.00
12	PUNJAB AND SIND BANK	1918502	265.01	0	0	46478	22.02	63433	53.62	53665	24.36	0	0
	Total Public Sector Bank	3205169458	520254.61	606183	228.3	1833760	211.08	22741904	26289.17	35412213	16157.58	6899465	2266.45
	PRIVATE BANKS												
13	AXIS BANK	673986	41266.31	0	0	246500	314.48	162118	1102362.79	202724	1457.66	0	0
14	BANDHAN BANK	123254872	31385.67	0	0	278615	26.39	1086159	3389.22	137656	58.08	0	0
15	FEDERAL BANK	173238	38.62	0	0	0	0	740788	649.37	170955	64.28	0	0
16	HDFC BANK	228985570	77852.68	0	0	13304	15.41	9625050	24993.96	16399423	5765.64	0	0
17	ICICI BANK	271214	13225.07	11	0	71327	49.19	153976	8770.59	58038	561.09	0	0
18	IDBI BANK	0	0	41158	19.71	0	0	156819	612.64	3035	1.3	0	0
19	INDUSIND BANK	177656232	36802.1	0	0	0	0	19256947	15230.33	14072	1.89	0	0
20	J & K BANK	1671	52.16	4	0.02	0	0	1296	22.47	1545	9.55	0	0
21	KARNATAKA BANK	104678	15.64	0	0	0	0	62488	23.07	4908	2.08	0	0
22	KOTAK MAHINDRA BANK	98675186	1057293.12	0	0	0	0	995938	1660.86	439749	140.26	480586	79.56
23	SOUTH INDIAN BANK	105970	34.57	0	0	0	0	37437	33.59	18387	9.11	0	0
24	YES BANK	2555343	801.73	741	0.25	86809	16.63	1655926	1113.14	172095	53.47	0	0
25	KARUR VYSYA BANK	0	0	0	0	0	0	2899	4.88	537	0.2	0	0
26	IDFC FIRST BANK	0	0	0	0	0	0	4366	18.39	135	0.12	0	0
27	RBL BANK	5034341	1061.03	0	0	0	0	186540	491.38	315787	168.49	0	0
	Total Private Sector Bank	637492301	1259828.7	41914	19.98	696555	422.1	34128747	1159376.68	17939046	8293.22	480586	79.56
	Total COMM. BANKS	3842661759	1780083.31	648097	248.28	2530315	633.18	56870651	1185665.85	53351259	24450.8	7380051	2346.01
	CO-OPERATIVE BANKS												
28	STATE CO-OP. BANK	0	0	0	0	0	0	125480	68.28	46792	49.99	0	0
	Total Cooperative Bank	0	0	0	0	0	0	125480	68.28	46792	49.99	0	0
	REGIONAL RURAL BANKS												
29	DAKSHIN BIHAR GRAMIN BANK	1772089	23525.75	5071465	18732.48	0	0	1112295	6812.84	249387	910.13	0	0
30	UTTAR BIHAR GRAMIN BANK	0	0	28253	14.98	0	0	1219910	442.36	293314	25.94	0	0
	Total Region Rural Bank	1772089	23525.75	5099718	18747.46	0	0	2332205	7255.2	542701	936.07	0	0
	SMALL FINANCE BANK												
31	JANA SMALL FIN. BANK	4987815	897.98	0	0	0	0	159992	239.25	207751	84.63	0	0
32	UJJIVAN SMALL FIN. BANK	23257348	3127.46	0	0	0	0	173093	662.45	637865	340.87	0	0
33	UTKARSH SMALL FIN. BANK	0	0	0	0	0	0	169998	285.36	238610	119.79	0	0
34	ESAF SMALL FIN. BANK	451771	87.09	0	0	0	0	3566	11.84	9905	5.38	0	0
35	UNITY SMALL FINANCE BANK	0	0	0	0	0	0	9	0.01	0	0	0	0
	Total Small Financial Bank	28696934	4112.53	0	0	0	0	506658	1198.91	1094131	550.67	0	0
	TOTAL FOR BIHAR	3873130782	1807721.59	5747815	18995.74	2530315	633.18	59834994	1194188.24	55034883	25987.53	7380051	2346.01

STATE LEVEL BANKERS' COMMITTEE BIHAR													
CONVENOR : STATE BANK OF INDIA													
DISTRICT WISE DIGITAL TRANSACTION AS ON 31.12.2024													
												No. in Actual and Amount in Crore	
SR.	NAME OF BANK	BHIM/UPI		BHIM Aadhaar		Bharat QR Code		IMPS		Cards (Debit & Credit)		USSD	
		No.	Amt.	No.	Amt.	No.	Amt.	No.	Amt.	No.	Amt.	No.	Amt.
1	ARARIA	97178830	18257.67	56759	22.39	17353	14.58	911797	48903.00	995062	473.29	47188	18.10
2	ARWAL	18944495	3966.67	109252	375.92	3852	2.49	281737	3921.35	286271	138.53	47531	11.02
3	AURANGABAD	80187345	15917.15	292925	1078.66	50560	11.84	1025132	21239.38	1156213	594.35	127355	39.63
4	BANKA	40088260	6465.72	98433	307.56	11083	4.09	951823	5974.82	539028	250.45	57917	18.58
5	BEGUSARAI	111051178	62990.87	236636	949.96	69184	17.47	2576126	22578.84	1718724	769.37	219348	63.17
6	BHAGALPUR	114138003	24383.19	128782	324.87	385074	34.16	2800678	43478.96	1977592	927.32	276979	100.04
7	BHOJPUR	90122734	19760.96	523865	2349.51	18787	10.91	1539824	34800.57	1500698	744.98	406588	112.07
8	BUXAR	54507310	11832.05	268716	841.87	10599	6.77	628095	18399.53	946024	451.65	170827	44.54
9	DARBHANGA	136181626	67742.22	23634	10.91	22912	13.29	2487620	32256.95	1724976	808.92	189479	71.49
10	GAYA	145092380	95779.21	467951	1673.81	186838	71.37	2259290	45138.41	2372216	1150.55	312298	95.88
11	GOPALGANJ	101560051	83082.43	16351	6.81	10485	9.17	1076940	22837.12	1097091	523.51	145930	43.82
12	JAMUI	52106188	9706.85	233333	649.59	15324	4.35	445682	6948.19	503677	251.23	62411	25.85
13	JEHANABAD	37076317	7534.81	146467	533.56	10914	3.11	720108	6787.16	524264	254.90	95859	26.41
14	KAIMUR (BHABUA)	46875259	9615.3	237297	920.05	5089	3.48	561369	15505.32	613265	272.56	72451	22.07
15	KATI HAR	93335599	53505.62	9551	4.01	12158	9.32	758482	38019.94	724740	407.59	222449	51.74
16	KHAGARIA	54531844	10585.29	249517	734.66	74631	8.89	523917	15946.62	552161	236.57	74868	21.47
17	KISHANGANJ	67818994	13656.63	31104	12.9	10813	10.88	513973	11555.15	621924	292.09	37931	15.46
18	LAKHISARAI	28248279	5718.41	155767	520.77	6088	2.59	300347	4961.63	303441	159.85	65556	18.68
19	MADHEPURA	63571257	12509	11109	4.85	17656	6.52	476328	17335.35	335164	160.66	62165	23.89
20	MADHUBANI	125751576	85266.69	20267	9.28	24567	10.94	1550798	16046.51	1330318	592.62	155998	45.71
21	MUNGER	49483102	9004.75	151359	399.09	17773	5.46	547415	9027.91	833853	375.03	163547	48.12
22	MUZAFFARPUR	234271707	172978.55	29735	13.03	259645	37.74	4040064	68583.98	3739214	1615.68	490196	154.6
23	NALANDA	85421041	20567.36	490697	1754.97	20047	10.2	1388375	23030.18	1612750	814.83	147521	50.8
24	NAWADA	50812118	12188.28	420308	1437.29	8806	6.56	740025	11434.14	727515	377.66	80172	25.04
25	PASHCHIM CHAMPARAN	159746472	27373.74	24982	9.19	50689	17.82	1031497	41467.02	1409237	640.94	134472	43.05
26	PATNA	460908817	578352.51	186467	1122.03	507757	138.64	10617274	264888.41	12674041	6049.64	1783911	623.98
27	PURBI CHAMPARAN	192445234	35807.84	29148	12.72	70365	21.84	1224958	38782.47	1465344	709.28	201925	68.94
28	PURNIA	125868912	23997.85	15297	6.61	20697	9.55	1814526	49234.28	1258567	624.85	122831	49.41
29	ROHTAS	99754270	21933.44	419321	1398.13	51581	12.55	1035396	35102.41	1515778	723.03	189895	51.28
30	SAHARSA	60047610	10737.72	15575	7.04	6942	4.98	430052	15177.46	377132	177.84	76160	27.03
31	SAMASTIPUR	159159583	85817.34	396179	1256	50839	10.74	2219191	22059.99	1947660	912.71	182354	55.07
32	SARAN	143190398	63034.93	23125	8.34	157951	22.79	1454539	34201	1467984	668.36	363660	99.94
33	SHEIKHPURA	20260501	4652.29	63430	174.85	86755	8.24	179969	10256.77	399900	197.25	30191	9.07
34	SHEOHAR	20688451	4099.03	31455	10.68	9342	3.8	186823	10251.39	338502	136.98	10737	3.78
35	SITAMARHI	105098739	18784.52	87667	32.66	11119	7.65	966436	14386.15	1406003	551.28	87720	28.01
36	SIWAN	151570625	29442.01	17678	8.22	25719	16.97	4736932	41355.27	1918380	921.61	165622	47.8
37	SUPAUL	64806644	12662.26	15196	6.94	5534	3.55	578362	16253.07	379239	191.37	52645	17.53
38	VAISHALI	131229033	58010.43	12480	6.01	204787	37.88	4253094	56061.54	1740935	838.2	245364	72.94
TOTAL		3873130782	1807721.59	5747815	18995.74	2530315	633.18	59834994	1194188.24	55034883	25987.53	7380051	2346.01

STATE LEVEL BANKERS' COMMITTEE BIHAR				
CONVENOR : STATE BANK OF INDIA				
BANK WISE TOTAL PROGRESS UNDER AADHAAR AUTHENTICATION AS ON 31.12.2024				
				No. in Actual
SR.NO.	Name of Bank	Number of operative CASA	Number of Aadhaar seeded CASA	Number of Authenticated CASA
	LEAD BANKS			
1	STATE BANK OF INDIA	28239560	18057427	11230815
2	BANK OF BARODA	6817084	7951237	6872163
3	CANARA BANK	3470605	3248911	827243
4	CENTRAL BANK OF INDIA	9722789	7370235	7025206
5	PUNJAB NATIONAL BANK	14815309	14230994	1502719
6	UNION BANK OF INDIA	139392	442357	3013994
7	UCO BANK	3610758	4137018	4137018
	OTHER BANKS			
8	BANK OF INDIA	6038541	5832413	5103309
9	BANK OF MAHARASHTRA	191399	172275	877
10	INDIAN BANK	4028374	2940969	2400769
11	INDIAN OVERSEAS BANK	372359	3973	311251
12	PUNJAB AND SIND BANK	84299	75416	68393
	Total Public Sector Bank	77530469	64463225	42493757
	PRIVATE BANKS			
13	AXIS BANK	999458	241016	232788
14	BANDHAN BANK	3157364	210195	2242490
15	FEDERAL BANK	67901	52634	41414
16	HDFC BANK	725956	284177	255436
17	ICICI BANK	509566	326144	464345
18	IDBI BANK	585194	447108	281284
19	INDUSIND BANK	2926500	2926500	0
20	J & K BANK	9784	1896	1894
21	KARNATAKA BANK	4289	2908	581
22	KOTAK MAHINDRA BANK	479518	475126	30459
23	SOUTH INDIAN BANK	3329	31	2180
24	YES BANK	20980	16106	12653
25	KARUR VYSYA BANK	11	12	6
26	IDFC FIRST BANK	73997	69484	69479
27	RBL BANK	766654	765886	3185
	Total Private Sector Bank	10330501	5819223	3638194
	Total COMM. BANKS	87860970	70282448	46131951
	CO-OPERATIVE BANKS			
28	STATE CO-OP. BANK	1308128	1092026	307548
	Total Cooperative Bank	1308128	1092026	307548
	REGIONAL RURAL BANKS			
29	DAKSHIN BIHAR GRAMIN BANK	11586356	10018985	10018985
30	UTTAR BIHAR GRAMIN BANK	7295136	6823700	3112030
	Total Region Rural Bank	18881492	16842685	13131015
	SMALL FINANCE BANK			
31	JANA SMALL FIN. BANK	255642	249119	199876
32	UJJIVAN SMALL FIN. BANK	703074	697094	697094
33	UTKARSH SMALL FIN. BANK	895861	871695	0
34	ESAF SMALL FIN. BANK	109007	2	109007
35	UNITY SMALL FINANCE BANK	0	0	0
	Total Small Financial Bank	1963584	1817910	1005977
	TOTAL FOR BIHAR	110014174	90035069	60576491

STATE LEVEL BANKERS' COMMITTEE BIHAR				
CONVENOR : STATE BANK OF INDIA				
DISTRICT WISE PROGRESS UNDER AADHAAR AUTHENTICATION AS ON 31.12.2024				
				No. in Actual
SR.NO.	Name of District	Number of operative CASA	Number of Aadhaar seeded CASA	Number of Authenticated CASA
1	ARARIA	2545979	2086095	1630727
2	ARWAL	697524	595778	488752
3	AURANGABAD	2731912	2307066	1250316
4	BANKA	1965908	1767705	1545504
5	BEGUSARAI	3263466	2727612	2142802
6	BHAGALPUR	3364817	2845907	2526377
7	BHOJPUR	3148880	2705382	1755160
8	BUXAR	1973259	1673979	1147652
9	DARBHANGA	3420596	2789981	1718840
10	GAYA	4889827	4245393	2453154
11	GOPALGANJ	2769906	2265730	1353558
12	JAMUI	1861455	1497943	1261890
13	JEHANABAD	1111389	938242	629953
14	KAIMUR (BHABUA)	1649578	1436827	981285
15	KATIHAR	2827331	2170962	1714242
16	KHAGARIA	1461856	1176346	1226588
17	KISHANGANJ	1707780	1369012	1077514
18	LAKHISARAI	1094327	900523	725439
19	MADHEPURA	1854478	1465202	994796
20	MADHUBANI	3909450	3264955	1805028
21	MUNGER	1506700	1186538	966829
22	MUZAFFARPUR	5233509	4326314	2809778
23	NALANDA	3101642	2499658	1781335
24	NAWADA	2366659	1917825	1358202
25	PASHCHIM CHAMPARAN	3643332	2991719	1838558
26	PATNA	9307762	7044308	4302294
27	PURBI CHAMPARAN	4715234	3711254	2486878
28	PURNIA	3096339	2442592	1903217
29	ROHTAS	3201836	2658607	1736234
30	SAHARSA	1657853	1311347	832760
31	SAMASTIPUR	4379467	3433427	2785746
32	SARAN	4153053	3266243	2030100
33	SHEIKHPURA	726101	588219	414516
34	SHEOHAR	563447	526022	399056
35	SITAMARHI	3089085	2722709	1803703
36	SIWAN	4244914	3612434	1735639
37	SUPAUL	2048505	1644957	1048542
38	VAISHALI	4729018	3920256	1913527
TOTAL		110014174	90035069	60576491

STATE LEVEL BANKERS' COMMITTEE BIHAR								
CONVENOR : STATE BANK OF INDIA								
BANK WISE TOTAL PROGRESS UNDER PMJDY AS ON 31.12.2024								
No. in Actual and Amount in Crore								
SR.NO.	Name of Bank	Total PMJDY Accounts	NO. OF PMJDY Accounts Opened in 2024 - 25 As On 31.12.2024	Zero Balance A/c	Deposits held in the A/c	Rupay Card Issued	Rupay Card Activated	Aadhaar Seeded
LEAD BANKS								
1	STATE BANK OF INDIA	17540313	572566	332372	7004.33	16195819	1386113	12305523
2	BANK OF BARODA	6028779	74992	227146	2583.37	4357227	1044304	5737993
3	CANARA BANK	876842	71448	71916	642.64	295681	54336	737545
4	CENTRAL BANK OF INDIA	6120599	430697	369593	2474.98	4085849	4085849	5705443
5	PUNJAB NATIONAL BANK	8858196	884262	1109600	3529.92	8475770	4642195	7993182
6	UNION BANK OF INDIA	2271749	138686	380208	673.94	610786	442357	2168066
7	UCO BANK	2321794	158370	212828	920.24	355957	251353	2075996
OTHER BANKS								
8	BANK OF INDIA	17064	168358	639	5.80	17023	5518	17059
9	BANK OF MAHARASHTRA	92004	7000	12842	42.50	63255	63255	87653
10	INDIAN BANK	2288627	55490	169715	974.49	563533	426552	1860298
11	INDIAN OVERSEAS BANK	116465	6446	15454	47.19	116465	25209	89793
12	PUNJAB AND SIND BANK	17169	1902	3139	4.82	340	329	8692
Total Public Sector Bank		46549601	2570217	2905452	18904.22	35137705	12427370	38787243
PRIVATE BANKS								
13	AXIS BANK	25386	26	5864	10.57	16526	8216	14938
14	BANDHAN BANK	1896	1896	1361	0.07	1759	342	175
15	FEDERAL BANK	2202	2214	486	2.24	366	250	655
16	HDFC BANK	156638	29707	49632	50.39	156637	35830	89245
17	ICICI BANK	34590	318	11378	6.18	31608	19877	26878
18	IDBI BANK	123140	1182	71790	16.76	16143	0	54531
19	INDUSIND BANK	1641	1632	35	0.72	1629	674	1320
20	J & K BANK	320	3	78	0.14	270	22	174
21	KARNATAKA BANK	148	0	0	0.03	51	6	38
22	KOTAK MAHINDRA BANK	12339	2189	6750	1.72	7238	37	10138
23	SOUTH INDIAN BANK	279	14	112	0.13	103	67	190
24	YES BANK	50	22	17	0.00	50	45	46
25	KARUR VYSYA BANK	12	0	1	0.00	12	12	12
26	IDFC FIRST BANK	220	0	61	0.15	143	12	219
27	RBL BANK	7859	7595	699	0.25	7859	7858	0
Total Private Sector Bank		366720	46798	148264	89.35	240394	73248	198559
Total COMM. BANKS		46916321	2617015	3053716	18993.57	35378099	12500618	38985802
CO-OPERATIVE BANKS								
28	STATE CO-OP. BANK	60739	103	11485	38.08	798	792	37132
Total Cooperative Bank		60739	103	11485	38.08	798	792	37132
REGIONAL RURAL BANKS								
29	DAKSHIN BIHAR GRAMIN BANK	5701971	316738	48760	1817.79	284465	284465	4559656
30	UTTAR BIHAR GRAMIN BANK	3927760	260742	488440	1280.66	2240976	200673	3049344
Total Region Rural Bank		9629731	577480	537200	3098.45	2525441	485138	7609000
SMALL FINANCE BANK								
31	JANA SMALL FIN. BANK	0	0	0	0.00	0	0	0
32	UJJIVAN SMALL FIN. BANK	0	0	0	0.00	0	0	0
33	UTKARSH SMALL FIN. BANK	0	0	0	0.00	0	0	0
34	ESAF SMALL FIN. BANK	0	0	0	0.00	0	0	0
35	UNITY SMALL FINANCE BANK	0	0	0	0.00	0	0	0
Total Small Financial Bank		0	0	0	0.00	0	0	0
TOTAL FOR BIHAR		56606791	3194598	3602401	22130.10	37904338	12986548	46631934

STATE LEVEL BANKERS' COMMITTEE BIHAR
CONVENOR : STATE BANK OF INDIA
DISTRICT WISE PROGRESS UNDER PMJDY AS ON 31.12.2024

No. in Actual and Amount in Crore

SR. NO.	Name of District	Total PMJDY Accounts	No. OF PMJDY Accounts Opened in 2024 - 25 As On 31.12.2024	Zero Balance A/c	Deposits held in the A/c	Rupay Card Issued	Rupay Card Activated	Aadhaar Seeded
1	ARARIA	1883254	75550	116482	483.66	1345281	351939	1588391
2	ARWAL	366641	33717	29721	155.09	205216	92032	301660
3	AURANGABAD	1533455	68328	120871	582.4	1049048	441262	1271276
4	BANKA	1326796	63492	73879	543.84	549217	155257	1095973
5	BEGUSARAI	1615261	93404	98030	686.72	837153	232100	1300670
6	BHAGALPUR	1636528	89061	96553	642.7	815042	238231	1373496
7	BHOJPUR	1423151	77012	77872	688.17	815098	331642	1168277
8	BUXAR	1108909	54365	60227	475.01	615955	212578	860920
9	DARBHANGA	1568758	98695	117603	683.2	1216918	403704	1304100
10	GAYA	2614248	140645	130770	1052.14	1803750	692627	2182179
11	GOPALGANJ	1461921	85082	93291	769.88	1094619	405280	1204398
12	JAMUI	1045205	55123	45482	436.62	534366	87197	809961
13	JEHANABAD	522884	39104	33721	221.17	353496	168147	428185
14	KAIMUR (BHABUA)	902341	53453	55274	297.96	562995	188099	736056
15	KATIHAR	1871409	89016	113689	653.54	1199067	544172	1631063
16	KHAGARIA	1067032	52478	51685	340.21	442803	114339	878667
17	KISHANGANJ	1246740	51308	67159	347.16	999249	300605	1073983
18	LAKHISARAI	615195	30139	36521	255.86	288006	93459	487015
19	MADHEPURA	1072966	51285	52782	334.9	852478	275146	861057
20	MADHUBANI	2129715	115785	176098	793.74	1640456	582723	1759075
21	MUNGER	608955	41072	36444	300.63	322459	113426	485106
22	MUZAFFARPUR	2440377	135253	195508	960.96	1684745	537780	2080530
23	NALANDA	1260350	84752	47669	645.44	664043	256858	1014129
24	NAWADA	1314472	70951	54488	492.63	716584	297574	1039415
25	PASHCHIM CHAMPARAN	2410019	139464	173917	667.89	1948078	685964	2008226
26	PATNA	2526195	150604	214922	1176.97	1606923	578946	2043653
27	PURBI CHAMPARAN	2686499	170793	192058	849.63	2106409	698472	2180177
28	PURNIA	2066672	96896	116711	590.38	1514498	420475	1737175
29	ROHTAS	1510826	89351	90308	614.22	912639	305485	1207471
30	SAHARSA	879735	45149	68646	274.12	710883	192579	708716
31	SAMASTIPUR	2433964	133071	114434	908.13	1538238	526053	1998854
32	SARAN	2397246	123938	166988	1102.51	1847914	632243	1903207
33	SHEIKHPURA	332134	22727	11607	155.78	172084	42996	259042
34	SHEOHAR	329693	32485	19779	121.55	221941	54748	301103
35	SITAMARHI	1852527	115356	126712	720.85	1304906	512744	1629262
36	SIWAN	1627054	122128	117998	892.5	1179348	424505	1336061
37	SUPAUL	1160364	73107	73853	423.15	960272	326098	950819
38	VAISHALI	1757300	130459	132649	788.79	1272161	469063	1432586
TOTAL		56606791	3194598	3602401	22130.1	37904338	12986548	46631934

STATE LEVEL BANKERS' COMMITTEE BIHAR								
CONVENOR : STATE BANK OF INDIA								
BANK WISE TOTAL PROGRESS UNDER SURAKSHA BIMA YOJANA AS ON 31.12.2024								
No. in Actual and Amount in Crore								
SR.NO	Name of Bank	Total No. of Enrolment under PMJJBY	Total No of eligible cases under PMJJBY	Total No of renewals under PMJJBY	Total No. of Enrolment under PMSBY	Total No. of eligible cases under PMSBY	Total No. of renewals under PMSBY	Total No. of Enrolment under APY
LEAD BANKS								
1	STATE BANK OF INDIA	4110099	12862816	3144539	11297818	22966643	9712441	1815426
2	BANK OF BARODA	239647	770977	239647	1237528	1463746	1237528	280829
3	CANARA BANK	233426	2798444	341811	906098	3569036	1397406	192141
4	CENTRAL BANK OF INDIA	255644	9143078	203188	1118348	12170643	924494	37832
5	PUNJAB NATIONAL BANK	776267	13349916	40609	2466153	16046878	2261809	667870
6	UNION BANK OF INDIA	191423	3891728	170968	786005	4962130	743214	113616
7	UCO BANK	200515	3237385	126581	512755	4198962	411865	205225
OTHER BANKS								
8	BANK OF INDIA	1001662	7648591	494184	2159995	9631113	1810527	449902
9	BANK OF MAHARASHTRA	16366	92226	7494	57827	109225	41786	11912
10	INDIAN BANK	372386	417704	74177	983617	1103726	156208	241966
11	INDIAN OVERSEAS BANK	18118	367601	8510	58006	457437	41023	24390
12	PUNJAB AND SIND BANK	8887	54236	3076	25785	65892	11820	5439
Total Public Sector Bank		7424440	54634702	4854784	21609935	76745431	18750121	4046548
PRIVATE BANKS								
13	AXIS BANK	3781	852367	2137	9877	963174	5733	22562
14	BANDHAN BANK	0	0	0	0	0	0	1972
15	FEDERAL BANK	56	1582	0	89	2034	0	0
16	HDFC BANK	27588	394261	10612	94033	458254	36911	31014
17	ICICI BANK	128	118954	0	14	146454	0	13
18	IDBI BANK	35937	436772	12694	66699	514896	30848	38370
19	INDUSIND BANK	741	1324	206	1530	1597	741	1321
20	J & K BANK	54	5507	28	77	7733	59	4
21	KARNATAKA BANK	79	6114	72	110	7199	103	55
22	KOTAK MAHINDRA BANK	1893	486428	523	3641	518267	1128	4220
23	SOUTH INDIAN BANK	59	3706	23	256	2902	61	8
24	YES BANK	21	24921	9	19	27573	9	7
25	KARUR VYSYA BANK	0	0	0	0	0	0	0
26	IDFC FIRST BANK	565	87688	52	3748	96001	1844	60
27	RBL BANK	3	20451	2	3	21610	2	89
Total Private Sector Bank		70905	2440075	26358	180096	2767694	77439	99695
Total COMM. BANKS		7495345	57074777	4881142	21790031	79513125	18827560	4146243
CO-OPERATIVE BANKS								
28	STATE CO-OP. BANK	3955	3517	2747	10410	16430	8200	1148
Total Cooperative Bank		3955	3517	2747	10410	16430	8200	1148
REGIONAL RURAL BANKS								
29	DAKSHIN BIHAR GRAMIN BANK	1213026	1695436	678222	4090303	5921298	2996931	838286
30	UTTAR BIHAR GRAMIN BANK	134873	8096592	319527	457682	10125820	1783199	765976
Total Region Rural Bank		1347899	9792028	997749	4547985	16047118	4780130	1604262
SMALL FINANCE BANK								
31	JANA SMALL FIN. BANK	0	0	0	0	0	0	0
32	UJJIVAN SMALL FIN. BANK	0	0	0	0	0	0	0
33	UTKARSH SMALL FIN. BANK	0	0	0	0	0	0	0
34	ESAF SMALL FIN. BANK	247	247	50	1601	1601	321	2439
35	UNITY SMALL FINANCE BANK	0	0	0	0	0	0	0
Total Small Financial Bank		247	247	50	1601	1601	321	2439
TOTAL FOR BIHAR		8847446	66870569	5881688	26350027	95578274	23616211	5754092

STATE LEVEL BANKERS' COMMITTEE BIHAR								
CONVENOR : STATE BANK OF INDIA								
DISTRICT WISE PROGRESS UNDER SURAKSHA BIMA YOJANA AS ON 31.12.2024								
SR.NO.	Name of District	Total No. of Enrolment under PMJJBY	Total No of eligible cases under PMJJBY	Total No of renewals under PMJJBY	Total No. of Enrolment under PMSBY	Total No. of eligible cases under PMSBY	Total No. of renewals under PMSBY	Total No. of Enrolment under APY
1	ARARIA	165444	1385680	122586	610834	2037291	577265	159180
2	ARWAL	89687	486599	47804	244777	731298	185223	43763
3	AURANGABAD	290586	1494358	131485	873344	2325632	642281	174208
4	BANKA	186734	1235708	131852	520580	1761273	447435	117678
5	BEGUSARAI	330538	1835245	203192	760827	2561274	675180	170382
6	BHAGALPUR	269510	2047680	178674	749096	2805502	653071	150719
7	BHOJPUR	252128	1445073	146771	923898	2368766	737803	192994
8	BUXAR	176058	912182	100746	584758	1484254	428492	106033
9	DARBHANGA	241813	2467687	173384	635993	3384268	642435	167460
10	GAYA	474470	2765693	225175	1449711	3893374	1191437	325332
11	GOPALGANJ	201860	2046884	171506	573684	2777654	594580	158915
12	JAMUI	246541	955003	173049	579328	1428902	557463	109905
13	JEHANABAD	92075	631460	54065	351584	987474	260153	64334
14	KAIMUR (BHABUA)	152256	939304	84833	508534	1427249	403271	103341
15	KATIHAR	212130	1937990	138881	615460	2606519	535405	135264
16	KHAGARIA	164006	954515	111482	430878	1439915	390204	78003
17	KISHANGANJ	94035	944746	69559	370890	1388897	356163	80631
18	LAKHISARAI	99552	552354	67938	252147	777366	249173	50044
19	MADHEPURA	161064	1163042	126015	461432	1657446	454093	124024
20	MADHUBANI	272154	2749760	188248	735744	3761339	809016	194455
21	MUNGER	150107	857467	97854	376835	1228944	345934	70288
22	MUZAFFARPUR	383704	3604978	271365	1054647	4792250	1030461	299885
23	NALANDA	268000	1450308	164390	1069260	2564574	789179	184535
24	NAWADA	227481	1167747	115377	775072	1863494	597550	147377
25	PASHCHIM CHAMPARAN	278435	2495026	196146	829478	3453991	817898	192188
26	PATNA	574651	5828462	377662	1756931	8337949	1487536	327093
27	PURBI CHAMPARAN	361609	2998333	249768	997620	4294917	910999	176163
28	PURNIA	239070	1919004	190423	851950	2753472	808913	227488
29	ROHTAS	233748	1651325	147217	834951	2655272	595667	180601
30	SAHARSA	151015	1211001	94455	429033	1640969	401540	100050
31	SAMASTIPUR	431635	2648717	296804	1166054	3836386	1086682	242105
32	SARAN	315693	2805878	228458	898062	3964174	866009	216238
33	SHEIKHPURA	80889	394568	60009	235251	557880	257799	33041
34	SHEOHAR	35351	319853	28774	102294	441629	110865	24634
35	SITAMARHI	242360	1878803	159832	686074	2614496	620456	129536
36	SIWAN	243629	2662946	204546	715562	3522017	792402	196125
37	SUPAUL	184458	1519411	137123	535573	2073919	517287	120699
38	VAISHALI	272970	2505779	214240	801881	3376248	788891	179381
TOTAL		8847446	66870569	5881688	26350027	95578274	23616211	5754092

STATE LEVEL BANKERS' COMMITTEE BIHAR, PATNA (CONVENOR- STATE BANK OF INDIA) FY : 2024 - 25									
PRADHAN MANTRI SOCIAL SECURITY SCHEMES CLAIM SETTLED STATUS AS ON 31.12.2024									
SL.NO.	Bank Name	PMJJBY				PMSBY			
		NO.. OF PMJJBY CLAIMS RECEIVED DURING FY : 2024 - 25 As On 31.12.2024	TOTAL(CUM) NO. OF PMJJBY CLAIMS RECEIVED UPTO 31.12.2024	NO. OF PMJJBY CLAIMS SETTLED DURING FY : 2024 - 25 As On 31.12.2024	TOTAL(CUM) NO. OF PMJJBY CLAIMS SETTLED UPTO 31.12.2024	NO.. OF PMSBY CLAIMS RECEIVED DURING FY : 2024 - 25 As On 31.12.2024	TOTAL(CUM) NO. OF PMSBY CLAIMS RECEIVED UPTO 31.12.2024	NO. OF PMSBY CLAIMS SETTLED DURING FY : 2024 - 25 As On 31.12.2024	TOTAL(CUM) NO. OF PMSBY CLAIMS SETTLED UPTO 31.12.2024
	LEAD BANKS								
1	STATE BANK OF INDIA	2166	9364	2163	9200	201	974	94	626
2	BANK OF BARODA	0	0	0	0	0	0	0	0
3	CANARA BANK	70	354	44	327	28	284	25	282
4	CENTRAL BANK OF INDIA	12	447	143	309	0	41	12	10
5	PUNJAB NATIONAL BANK	6	13	6	11	5	14	4	18
6	UNION BANK OF INDIA	0	0	0	0	0	0	0	0
7	UCO BANK	31	998	36	657	18	246	14	97
	OTHER BANKS								
8	BANK OF INDIA	133	1107	130	1053	52	282	26	194
9	BANK OF MAHARASHTRA	0	0	0	0	0	0	0	0
10	INDIAN BANK	61	819	32	758	5	87	10	85
11	INDIAN OVERSEAS BANK	9	16	12	8	0	0	0	0
12	PUNJAB AND SIND BANK	1	21	0	21	0	11	0	11
	TOTAL PUBLIC SECTOR BANKS	2489	13139	2566	12344	309	1939	185	1323
	PRIVATE BANKS								
13	AXIS BANK	1	38	1	35	0	7	0	5
14	BANDHAN BANK	0	0	0	0	0	0	0	0
15	FEDERAL BANK	0	0	0	0	0	0	0	0
16	HDFC BANK	0	0	0	0	0	0	0	0
17	ICICI BANK	4	29	4	29	1	11	0	6
18	IDBI BANK	0	0	0	0	0	0	0	0
19	INDUSIND BANK	0	0	0	0	0	0	0	0
20	J & K BANK	0	0	0	0	0	0	0	0
21	KARNATAKA BANK	0	0	0	0	0	0	0	0
22	KOTAK MAHINDRA BANK	0	0	0	0	0	0	0	0
23	SOUTH INDIAN BANK	0	0	0	0	0	0	0	0
24	YES BANK	0	0	0	0	0	0	0	0
25	KARUR VYSYA BANK	0	0	0	0	0	0	0	0
26	IDFC FIRST BANK	1	1	1	1	1	1	1	1
27	RBL BANK	0	0	0	0	0	0	0	0
	TOTAL PRIVATE SECTOR BANKS	6	68	6	65	2	19	1	12
	Total COMM. BANKS	2495	13207	2572	12409	311	1958	186	1335
	CO-OPERATIVE BANKS								
28	STATE CO-OP. BANK	4	15	4	18	1	7	1	7
	TOTAL CO-OPERATIVE BANKS	4	15	4	18	1	7	1	7
	REGIONAL RURAL BANKS								
29	DAKSHIN BIHAR GRAMIN BANK	621	3794	621	3433	165	1184	165	917
30	UTTAR BIHAR GRAMIN BANK	623	4111	566	3915	92	595	30	456
	TOTAL REGIONAL RURAL BANKS	1244	7905	1187	7348	257	1779	195	1373
	SMALL FINANCE BANK								
31	JANA SMALL FIN. BANK	0	0	0	0	0	0	0	0
32	UJJIVAN SMALL FIN. BANK	0	0	0	0	0	0	0	0
33	UTKARSH SMALL FIN. BANK	0	0	0	0	0	0	0	0
34	ESAF SMALL FIN. BANK	0	0	0	0	0	0	0	0
35	UNITY SMALL FINANCE BANK	0	0	0	0	0	0	0	0
	TOTAL SMALL FINANCE BANK	0	0	0	0	0	0	0	0
	GRAND TOTAL	3743	21127	3763	19775	569	3744	382	2715

STATE LEVEL BANKERS' COMMITTEE BIHAR, PATNA									
(CONVENOR- STATE BANK OF INDIA) FY : 2024 - 25									
PRADHAN MANTRI SOCIAL SECURITY SCHEMES CLAIM SETTLED STATUS AS ON 31.12.2024									
SL.NO.	District Name	PMJJBY				PMSBY			
		NO.. OF PMJJBY CLAIMS RECEIVED DURING FY : 2024 - 25 As On 31.12.2024	TOTAL(CUM) NO. OF PMJJBY CLAIMS RECEIVED UPTO 31.12.2024	NO. OF PMJJBY CLAIMS SETTLED DURING FY : 2024 - 25 As On 31.12.2024	TOTAL(CUM) NO. OF PMJJBY CLAIMS SETTLED UPTO 31.12.2024	NO.. OF PMSBY CLAIMS RECEIVED DURING FY : 2024 - 25 As On 31.12.2024	TOTAL(CUM) NO. OF PMSBY CLAIMS RECEIVED UPTO 31.12.2024	NO. OF PMSBY CLAIMS SETTLED DURING FY : 2024 - 25 As On 31.12.2024	TOTAL(CUM) NO. OF PMSBY CLAIMS SETTLED UPTO 31.12.2024
1	ARARIA	134	648	134	627	4	66	5	54
2	ARWAL	34	154	33	150	12	60	9	44
3	AURANGABAD	61	313	60	288	20	107	19	85
4	BANKA	79	430	79	364	7	64	8	33
5	BEGUSARAI	89	602	87	546	22	152	19	106
6	BHAGALPUR	80	564	78	481	15	110	13	72
7	BHOJPUR	78	460	79	416	25	140	23	99
8	BUXAR	69	359	69	317	16	101	15	81
9	DARBHANGA	112	660	103	616	4	69	5	46
10	GAYA	82	516	83	454	20	131	19	92
11	GOPALGANJ	129	679	124	636	15	90	5	52
12	JAMUI	83	399	88	332	12	92	12	82
13	JEHANABAD	35	185	35	167	9	66	5	41
14	KAIMUR (BHABUA)	45	279	45	242	14	96	14	68
15	KATIHAR	67	394	73	379	9	54	12	34
16	KHAGARIA	53	239	53	234	8	62	10	62
17	KISHANGANJ	123	394	121	388	4	37	2	23
18	LAKHISARAI	49	245	51	227	13	65	6	59
19	MADHEPURA	141	504	144	475	11	50	8	33
20	MADHUBANI	114	586	100	544	17	104	5	64
21	MUNGER	47	289	46	275	11	76	6	55
22	MUZAFFARPUR	161	1268	164	1220	28	219	6	166
23	NALANDA	69	395	68	383	29	164	25	127
24	NAWADA	66	325	67	298	24	105	11	74
25	PASHCHIM CHAMPARAN	174	1055	188	1003	11	91	3	72
26	PATNA	125	1018	106	926	29	246	18	192
27	PURBI CHAMPARAN	242	1340	249	1294	36	121	16	121
28	PURNIA	280	1430	286	1407	10	94	9	54
29	ROHTAS	77	495	77	446	23	156	17	91
30	SAHARSA	123	512	123	501	17	55	4	26
31	SAMASTIPUR	101	914	102	832	11	133	13	99
32	SARAN	164	845	163	803	23	144	10	97
33	SHEIKHPURA	53	185	50	173	9	67	5	48
34	SHEOHAR	8	64	5	58	0	16	0	15
35	SITAMARHI	98	545	100	514	13	82	6	61
36	SIWAN	120	709	128	684	11	94	6	76
37	SUPAUL	60	432	62	409	9	59	4	39
38	VAISHALI	118	696	140	666	18	106	9	72
	GRAND TOTAL	3743	21127	3763	19775	569	3744	382	2715

STATE LEVEL BANKERS' COMMITTEE BIHAR, PATNA

(CONVENOR- STATE BANK OF INDIA)

OUTSTANDING ADVANCES AS ON 31.12.2024

(Rs. In Crore)

SL. NO.	BANK NAME	TOTAL ADVANCES	PRIO SEC. ADV	% OF P S ADV	AGL ADV	% OF AGL ADV	MSME	% OF MSME ADV	OPS ADV	% OF OPS ADV	NPS ADV	% OF NPS ADV
	LEAD BANKS											
1	STATE BANK OF INDIA	70047.70	23401.89	33.41	8601.63	12.28	10382.62	14.82	4417.63	6.31	46645.80	66.59
2	BANK OF BARODA	12863.23	6784.57	52.74	2878.71	22.38	3266.60	25.39	639.26	4.97	6078.71	47.26
3	CANARA BANK	16204.01	6712.28	41.42	2325.06	14.35	3483.39	21.50	903.83	5.58	9491.74	58.58
4	CENTRAL BANK OF INDIA	12443.14	9883.61	79.43	5656.38	45.46	3406.70	27.38	820.53	6.59	2559.50	20.57
5	PUNJAB NATIONAL BANK	24449.71	13443.89	54.99	6015.53	24.60	6102.56	24.96	1325.80	5.42	11005.82	45.01
6	UNION BANK OF INDIA	6146.76	3631.94	59.09	1381.56	22.48	1839.41	29.92	410.97	6.69	2514.84	40.91
7	UCO BANK	5570.84	4293.46	77.07	1622.80	29.13	1740.20	31.24	930.46	16.70	1277.34	22.93
	OTHER BANKS											
8	BANK OF INDIA	13000.89	7873.37	60.56	3269.10	25.15	3893.59	29.95	710.68	5.47	5127.56	39.44
9	BANK OF MAHARASHTRA	3310.18	641.89	19.39	181.99	5.50	374.37	11.31	85.53	2.58	2668.26	80.61
10	INDIAN BANK	11365.07	4892.69	43.05	1601.61	14.09	3042.59	26.77	248.48	2.19	6472.38	56.95
11	INDIAN OVERSEAS BANK	1783.78	892.25	50.02	165.18	9.26	485.94	27.24	241.13	13.52	891.53	49.98
12	PUNJAB AND SIND BANK	357.10	220.04	61.62	22.28	6.24	155.77	43.62	41.99	11.76	137.06	38.38
	TOTAL PUBLIC SECTOR BANKS	177542.41	82671.88	46.56	33721.83	18.99	38173.74	21.50	10776.29	6.07	94870.54	53.44
	PRIVATE BANKS											
13	AXIS BANK	11886.79	6047.65	50.88	2512.16	21.13	3056.15	25.71	479.33	4.03	5839.07	49.12
14	BANDHAN BANK	9686.48	4853.07	50.10	1689.70	17.44	1325.97	13.69	1837.39	18.97	4833.42	49.90
15	FEDERAL BANK	572.01	293.39	51.29	182.08	31.83	85.14	14.88	26.18	4.58	278.61	48.71
16	HDFC BANK	23575.41	11003.29	46.67	3489.83	14.80	7091.29	30.08	422.18	1.79	12572.16	53.33
17	ICICI BANK	17501.16	7580.03	43.31	1293.25	7.39	6041.02	34.52	245.77	1.40	9921.28	56.69
18	IDBI BANK	2730.07	1270.98	46.55	493.52	18.08	491.82	18.01	285.63	10.46	1459.07	53.44
19	INDUSIND BANK	9937.01	7978.94	80.30	6218.06	62.57	1718.63	17.30	42.26	0.43	1958.06	19.70
20	J & K BANK	30.29	9.59	31.66	0.01	0.03	6.98	23.04	2.59	8.55	20.70	68.34
21	KARNATAKA BANK	22.88	13.02	56.91	5.17	22.60	5.81	25.39	2.05	8.96	9.85	43.05
22	KOTAK MAHINDRA BANK	2706.75	2226.87	82.27	1725.55	63.75	418.28	15.45	83.03	3.07	479.89	17.73
23	SOUTH INDIAN BANK	8.19	4.17	50.92	1.57	19.17	2.55	31.14	0.05	0.61	4.02	49.08
24	YES BANK	814.60	427.66	52.50	163.32	20.05	263.91	32.40	0.42	0.05	386.94	47.50
25	KARUR VYSYA BANK	15.58	1.08	6.93	0.00	0.00	0.91	5.84	0.17	1.09	14.50	93.07
26	IDFC FIRST BANK	1211.91	560.13	46.22	433.61	35.78	119.28	9.84	7.25	0.60	651.84	53.79
27	RBL BANK	2515.24	2504.36	99.57	2493.20	99.12	2.92	0.12	8.24	0.33	10.89	0.43
	TOTAL PRIVATE SECTOR BANKS	83214.37	44774.23	53.81	20701.03	24.88	20630.66	24.79	3442.54	4.14	38440.30	46.19
	Total COMM. BANKS	260756.78	127446.11	48.88	54422.86	20.87	58804.40	22.55	14218.83	5.45	133310.84	51.12
	CO-OPERATIVE BANKS											
28	STATE CO-OP. BANK	5734.07	4394.59	76.64	4093.50	71.39	7.16	0.12	293.94	5.13	1339.46	23.36
	TOTAL CO-OPERATIVE BANKS	5734.07	4394.59	76.64	4093.50	71.39	7.16	0.12	293.94	5.13	1339.46	23.36
	REGIONAL RURAL BANKS											
29	DAKSHIN BIHAR GRAMIN BANK	12912.16	12089.44	93.63	10026.72	77.65	1548.22	11.99	514.50	3.98	822.76	6.37
30	UTTAR BIHAR GRAMIN BANK	14997.27	14116.80	94.13	11877.37	79.20	1957.71	13.05	281.74	1.88	880.43	5.87
	TOTAL REGIONAL RURAL BANKS	27909.43	26206.24	93.90	21904.09	78.48	3505.93	12.56	796.24	2.85	1703.19	6.10
	SMALL FINANCE BANK											
31	JANA SMALL FIN. BANK	1067.78	979.09	91.69	565.72	52.98	319.06	29.88	94.31	8.83	88.70	8.31
32	UJIVAN SMALL FIN. BANK	1908.52	1706.69	89.42	1202.75	63.02	227.72	11.93	276.23	14.47	201.86	10.58
33	UTKARSH SMALL FIN. BANK	5036.82	4804.61	95.39	2303.98	45.74	558.15	11.08	1942.48	38.57	232.18	4.61
34	ESAF SMALL FIN. BANK	294.62	284.76	96.65	148.35	50.35	25.87	8.78	110.54	37.52	9.86	3.35
35	UNITY SMALL FINANCE BANK	615.53	491.96	79.92	331.46	53.85	55.74	9.06	104.77	17.02	123.56	20.07
	TOTAL SMALL FINANCE BANK	8923.27	8267.11	92.65	4552.26	51.02	1186.54	13.30	2528.33	28.33	656.16	7.35
	GRAND TOTAL	303323.55	166314.05	54.83	84972.71	28.01	63504.03	20.94	17837.34	5.88	137009.65	45.17

STATE LEVEL BANKERS' COMMITTEE BIHAR, PATNA

(CONVENOR- STATE BANK OF INDIA)

OUTSTANDING ADVANCES AS ON 31.12.2024

(Rs. In Crore)

S.N.	DISTRICT NAME	TOTAL ADVANCES	PRIO SEC. ADV	% OF P S ADV	AGL ADV	% OF AGL ADV	MSME	% OF MSME ADV	OPS ADV	% OF OPS ADV	NPS ADV	% OF NPS ADV
1	ARARIA	5344.91	3463.11	64.79	1944.15	36.37	1187.80	22.22	331.17	6.20	1884.55	35.26
2	ARWAL	1067.19	666.44	62.45	380.97	35.70	228.52	21.41	56.94	5.34	382.86	35.88
3	AURANGABAD	5954.49	3069.05	51.54	1739.07	29.21	1043.45	17.52	286.54	4.81	2791.70	46.88
4	BANKA	2795.37	1852.45	66.27	1109.21	39.68	522.90	18.71	220.34	7.88	981.11	35.10
5	BEGUSARAI	9301.48	6001.92	64.53	2844.38	30.58	2655.40	28.55	502.14	5.40	3341.25	35.92
6	BHAGALPUR	9613.68	5109.64	53.15	1830.66	19.04	2618.92	27.24	660.06	6.87	4480.42	46.60
7	BHOJPUR	5821.38	3132.31	53.81	1702.08	29.24	1082.74	18.60	347.49	5.97	2495.78	42.87
8	BUXAR	3448.23	2129.80	61.77	1189.18	34.49	704.71	20.44	235.92	6.84	1396.60	40.50
9	DARBHANGA	8376.99	4534.72	54.13	2141.02	25.56	1885.06	22.50	508.64	6.07	3847.73	45.93
10	GAYA	12221.32	7313.82	59.84	3816.29	31.23	2747.60	22.48	749.92	6.14	4857.39	39.75
11	GOPALGANJ	5096.55	3443.61	67.57	2169.19	42.56	1008.71	19.79	265.71	5.21	1652.97	32.43
12	JAMUI	2880.43	1831.15	63.57	1145.10	39.75	526.46	18.28	159.59	5.54	1123.19	38.99
13	JEHANABAD	2111.37	1192.81	56.49	658.04	31.17	421.40	19.96	113.37	5.37	859.20	40.69
14	KAIMUR (BHABUA)	3082.52	2145.14	69.59	1440.75	46.74	531.17	17.23	173.22	5.62	945.55	30.67
15	KATIHAR	6689.23	4197.41	62.75	2498.43	37.35	1290.10	19.29	408.88	6.11	2491.82	37.25
16	KHAGARIA	3079.20	2027.59	65.85	1360.05	44.17	532.21	17.28	135.33	4.39	1056.27	34.30
17	KISHANGANJ	3471.82	2232.00	64.29	1406.23	40.50	576.84	16.61	248.93	7.17	1239.86	35.71
18	LAKHISARAI	1823.51	1114.63	61.13	676.09	37.08	315.61	17.31	122.94	6.74	738.97	40.52
19	MADHEPURA	3562.68	2284.09	64.11	1533.14	43.03	597.57	16.77	153.38	4.31	1278.61	35.89
20	MADHUBANI	6524.64	3944.42	60.45	2337.99	35.83	1244.47	19.07	361.94	5.55	2581.89	39.57
21	MUNGER	3130.73	1504.08	48.04	671.97	21.46	606.38	19.37	225.72	7.21	1648.70	52.66
22	MUZAFFARPUR	18828.53	10025.08	53.24	4538.30	24.10	4344.44	23.07	1142.35	6.07	8811.66	46.80
23	NALANDA	5986.17	3556.04	59.40	1818.49	30.38	1381.33	23.08	356.21	5.95	2371.33	39.61
24	NAWADA	3767.36	2442.16	64.82	1359.63	36.09	786.08	20.87	296.46	7.87	1375.79	36.52
25	PASHCHIM CHAMPARAN	7253.30	4626.57	63.79	2696.08	37.17	1458.46	20.11	472.03	6.51	2627.28	36.22
26	PATNA	84994.69	32469.71	38.20	10392.34	12.23	17116.12	20.14	4961.25	5.84	52504.47	61.77
27	PURBI CHAMPARAN	10961.04	7145.20	65.19	4360.53	39.78	2190.35	19.98	594.33	5.42	3819.92	34.85
28	PURNIA	9419.12	5982.60	63.52	2774.78	29.46	2603.44	27.64	604.39	6.42	3435.29	36.47
29	ROHTAS	6742.37	4484.60	66.51	2359.41	34.99	1662.67	24.66	462.53	6.86	2423.64	35.95
30	SAHARSA	3851.56	2416.26	62.73	1403.32	36.44	845.49	21.95	167.47	4.35	1424.80	36.99
31	SAMASTIPUR	8983.59	5707.63	63.53	3189.45	35.50	1966.60	21.89	551.58	6.14	3254.28	36.22
32	SARAN	7410.82	4531.11	61.14	2577.77	34.78	1468.40	19.81	484.94	6.54	2880.61	38.87
33	SHEIKHPURA	1366.57	838.87	61.39	451.66	33.05	294.64	21.56	92.57	6.77	537.54	39.33
34	SHEOHAR	1022.44	676.45	66.16	469.16	45.89	168.40	16.47	38.88	3.80	345.97	33.84
35	SITAMARHI	5267.26	3264.42	61.98	1859.22	35.30	1133.57	21.52	271.65	5.16	2003.51	38.04
36	SIWAN	7730.83	5313.26	68.73	3421.38	44.26	1449.64	18.75	442.24	5.72	2417.59	31.27
37	SUPAUL	3698.60	2153.70	58.23	1377.65	37.25	641.68	17.35	134.37	3.63	1544.89	41.77
38	VAISHALI	10641.58	7490.20	70.39	5329.56	50.08	1664.69	15.64	495.95	4.66	3154.66	29.64
	GRAND TOTAL	303323.55	166314.05	54.83	84972.72	28.01	63504.02	20.94	17837.37	5.88	137009.65	45.17

STATE LEVEL BANKERS' COMMITTEE BIHAR,PATNA					
(CONVENOR- STATE BANK OF INDIA)					
BANK WISE DISBURSEMENT UNDER MICRO ENTERPRISES (MANUFACTURING + SERVICE) (INCLUDING KHADI & VILLAGE INDUSTRIES)					
FY : 2024 - 25 AS ON 31.12.2024					
No. in Actual and Amount in Crore					
SR.NO.	NAME OF BANK	TARGET	DISBURSED		%AGE ACHIV.
		AMT.	NO. OF AC	AMT.	AMT.
	LEAD BANKS				
1	STATE BANK OF INDIA	7190.08	52778	5777.04	80.35
2	BANK OF BARODA	3114.71	22942	1849.03	59.36
3	CANARA BANK	2646.35	8872	1605.5	60.67
4	CENTRAL BANK OF INDIA	4316.5	25776	2380.51	55.15
5	PUNJAB NATIONAL BANK	6751.18	20295	4249.58	62.95
6	UNION BANK OF INDIA	1579.19	12711	1186.2	75.11
7	UCO BANK	1649.59	11315	818.81	49.64
	OTHER BANKS				
8	BANK OF INDIA	2028.72	31483	2303.57	113.55
9	BANK OF MAHARASHTRA	109.77	1794	129.4	117.88
10	INDIAN BANK	3146.09	7875	1487.87	47.29
11	INDIAN OVERSEAS BANK	630.71	845	84.8	13.45
12	PUNJAB AND SIND BANK	214.08	210	14.9	6.96
	Total Public Sector Bank	33376.97	196896	21887.21	65.58
	PRIVATE BANKS				
13	AXIS BANK	2166.95	1935	1019.14	47.03
14	BANDHAN BANK	3218.73	26515	835.66	25.96
15	FEDERAL BANK	85.38	170	32.98	38.63
16	HDFC BANK	3001.12	5321	2442.79	81.40
17	ICICI BANK	2965.2	3477	1879.34	63.38
18	IDBI BANK	653.83	2834	265.75	40.65
19	INDUSIND BANK	1765.42	68464	1347.93	76.35
20	J & K BANK	13.51	19	3.88	28.72
21	KARNATAKA BANK	4.44	8	1.49	33.56
22	KOTAK MAHINDRA BANK	247.6	410	117.34	47.39
23	SOUTH INDIAN BANK	14.33	7	0.45	3.14
24	YES BANK	256.26	194	82.77	32.30
25	KARUR VYSYA BANK	1.1	2	0.75	68.18
26	IDFC FIRST BANK	35.63	424	37.74	105.92
27	RBL BANK	5.69	2	2.55	44.82
	Total Private Sector Bank	14435.19	109782	8070.56	55.91
	Total COMM. BANKS	47812.16	306678	29957.77	62.66
	CO-OPERATIVE BANKS				
28	STATE CO-OP. BANK	0	70	1.17	0.00
	Total Cooperative Bank	0	70	1.17	0.00
	REGIONAL RURAL BANKS				
29	DAKSHIN BIHAR GRAMIN BANK	1759.47	1360663	2185.82	124.23
30	UTTAR BIHAR GRAMIN BANK	1750.8	126935	1336.33	76.33
	Total Region Rural Bank	3510.27	1487598	3522.15	100.34
	SMALL FINANCE BANK				
31	JANA SMALL FIN. BANK	85.55	1780	83.33	97.41
32	UJJIVAN SMALL FIN. BANK	952.12	13344	85.25	8.95
33	UTKARSH SMALL FIN. BANK	2361.77	3226	204.28	8.65
34	ESAF SMALL FIN. BANK	72.26	2458	18.22	25.21
35	UNITY SMALL FINANCE BANK	205.87	118	5.48	2.66
	Total Small Financial Bank	3677.57	20926	396.56	10.78
	TOTAL FOR BIHAR	55000.00	1815272	33877.65	61.60

STATE LEVEL BANKERS' COMMITTEE BIHAR,PATNA					
(CONVENOR- STATE BANK OF INDIA)					
BANK WISE DISBURSEMENT UNDER SMALL ENTERPRISES (MANUFACTURING + SERVICE)					
FY : 2024 - 25 AS ON 31.12.2024					
No. in Actual and Amount in Crore					
SR.NO.	NAME OF BANK	TARGET	DISBURSED		%AGE ACHIV.
		AMT.	NO. OF AC	AMT.	AMT.
	LEAD BANKS				
1	STATE BANK OF INDIA	3531.31	2664	2199.43	62.28
2	BANK OF BARODA	1189.34	494	521.29	43.83
3	CANARA BANK	1202.86	486	481.66	40.04
4	CENTRAL BANK OF INDIA	1852.02	668	713.09	38.50
5	PUNJAB NATIONAL BANK	3070.32	1569	1321.87	43.05
6	UNION BANK OF INDIA	601.69	493	435.15	72.32
7	UCO BANK	798.41	219	244.06	30.57
	OTHER BANKS				
8	BANK OF INDIA	791.46	438	575.09	72.66
9	BANK OF MAHARASHTRA	174.92	86	62.05	35.47
10	INDIAN BANK	1210.05	257	347.97	28.76
11	INDIAN OVERSEAS BANK	213.37	18	13.48	6.32
12	PUNJAB AND SIND BANK	71.93	1	1.24	1.72
	Total Public Sector Bank	14707.68	7393	6916.38	47.03
	PRIVATE BANKS				
13	AXIS BANK	731.25	847	1001.36	136.94
14	BANDHAN BANK	1423.02	5	2.1	0.15
15	FEDERAL BANK	29.23	32	36.63	125.32
16	HDFC BANK	2235.41	2742	2762.52	123.58
17	ICICI BANK	1871.85	2100	2988.05	159.63
18	IDBI BANK	258.53	149	108.02	41.78
19	INDUSIND BANK	618.84	165	426.6	68.94
20	J & K BANK	4.95	0	0.04	0.81
21	KARNATAKA BANK	4.95	4	3.12	63.03
22	KOTAK MAHINDRA BANK	215.8	105	108.66	50.35
23	SOUTH INDIAN BANK	9.9	4	11.16	112.73
24	YES BANK	121.66	84	112.28	92.29
25	KARUR VYSYA BANK	4.95	0	0	0.00
26	IDFC FIRST BANK	64.38	73	8.98	13.95
27	RBL BANK	21.28	53	9.94	46.71
	Total Private Sector Bank	7616.00	6363	7579.46	99.52
	Total COMM. BANKS	22323.68	13756	14495.84	64.93
	CO-OPERATIVE BANKS				
28	STATE CO-OP. BANK	0	0	0	0.00
	Total Cooperative Bank	0	0	0	0.00
	REGIONAL RURAL BANKS				
29	DAKSHIN BIHAR GRAMIN BANK	799.77	0	0	0.00
30	UTTAR BIHAR GRAMIN BANK	795.81	0	0	0.00
	Total Region Rural Bank	1595.58	0	0	0.00
	SMALL FINANCE BANK				
31	JANA SMALL FIN. BANK	120.47	1	1.55	1.29
32	UJJIVAN SMALL FIN. BANK	172.96	1	0.13	0.08
33	UTKARSH SMALL FIN. BANK	660.91	91	22.9	3.46
34	ESAF SMALL FIN. BANK	32.83	0	0	0.00
35	UNITY SMALL FINANCE BANK	93.57	0	0	0.00
	Total Small Financial Bank	1080.74	93	24.58	2.27
	TOTAL FOR BIHAR	25000.00	13849	14520.42	58.08

STATE LEVEL BANKERS' COMMITTEE BIHAR,PATNA					
(CONVENOR- STATE BANK OF INDIA)					
BANK WISE DISBURSEMENT UNDER MEDIUM ENTERPRISES (MANUFACTURING + SERVICE)					
FY : 2024 - 25 AS ON 31.12.2024					
No. in Actual and Amount in Crore					
SR.NO.	NAME OF BANK	TARGET	DISBURSED		%AGE ACHIV.
		AMT.	NO. OF AC	AMT.	AMT.
LEAD BANKS					
1	STATE BANK OF INDIA	1531.41	229	905.16	59.11
2	BANK OF BARODA	520.69	62	279.44	53.67
3	CANARA BANK	481.18	33	133.05	27.65
4	CENTRAL BANK OF INDIA	806.93	5	20.74	2.57
5	PUNJAB NATIONAL BANK	1683.88	133	389.75	23.15
6	UNION BANK OF INDIA	320.65	41	70.07	21.85
7	UCO BANK	329.37	0	0.00	0.00
OTHER BANKS					
8	BANK OF INDIA	450.42	231	76.66	17.02
9	BANK OF MAHARASHTRA	69.97	10	17.84	25.50
10	INDIAN BANK	514.91	4	53.42	10.37
11	INDIAN OVERSEAS BANK	85.34	1	4.28	5.02
12	PUNJAB AND SIND BANK	28.77	0	5.65	19.64
Total Public Sector Bank		6823.52	749	1956.06	28.67
PRIVATE BANKS					
13	AXIS BANK	192.35	115	600.63	312.26
14	BANDHAN BANK	553.20	0	0.00	0.00
15	FEDERAL BANK	11.68	5	19.08	163.36
16	HDFC BANK	509.12	596	1442.20	283.27
17	ICICI BANK	426.89	215	822.80	192.74
18	IDBI BANK	103.41	6	9.90	9.57
19	INDUSIND BANK	276.47	18	3.07	1.11
20	J & K BANK	1.98	0	0.00	0.00
21	KARNATAKA BANK	1.98	0	0.00	0.00
22	KOTAK MAHINDRA BANK	38.45	6	27.93	72.64
23	SOUTH INDIAN BANK	3.96	0	0.00	0.00
24	YES BANK	12.66	15	89.44	706.48
25	KARUR VYSYA BANK	1.98	0	0.00	0.00
26	IDFC FIRST BANK	25.75	15	2.75	10.68
27	RBL BANK	8.51	6	6.00	70.51
Total Private Sector Bank		2168.39	997	3023.80	139.45
Total COMM. BANKS		8991.91	1746	4979.86	55.38
CO-OPERATIVE BANKS					
28	STATE CO-OP. BANK	0.00	2	0.24	0.00
Total Cooperative Bank		0.00	2	0.24	0.00
REGIONAL RURAL BANKS					
29	DAKSHIN BIHAR GRAMIN BANK	286.86	0	0.00	0.00
30	UTTAR BIHAR GRAMIN BANK	288.91	0	0.00	0.00
Total Region Rural Bank		575.77	0	0.00	0.00
SMALL FINANCE BANK					
31	JANA SMALL FIN. BANK	48.20	1	0.05	0.10
32	UJJIVAN SMALL FIN. BANK	69.18	1	1.95	2.82
33	UTKARSH SMALL FIN. BANK	264.37	0	0.00	0.00
34	ESAF SMALL FIN. BANK	13.15	0	0.00	0.00
35	UNITY SMALL FINANCE BANK	37.42	0	0.00	0.00
Total Small Financial Bank		432.32	2	2.00	0.46
TOTAL FOR BIHAR		10000.00	1750	4982.10	49.82

STATE LEVEL BANKERS' COMMITTEE BIHAR,PATNA					
(CONVENOR- STATE BANK OF INDIA)					
BANK WISE DISBURSEMENT UNDER MICRO ENTERPRISES (MANUFACTURING + SERVICE) (INCLUDING KHADI & VILLAGE INDUSTRIES)					
FY : 2024 - 25 AS ON 31.12.2024					
No. in Actual and Amount in Crore					
SR.NO.	NAME OF District	TARGET	DISBURSED		%AGE ACHIV.
		AMT.	NO. OF AC	AMT.	AMT.
1	ARARIA	1104.36	11524	714.06	64.66
2	ARWAL	385.82	22251	151.86	39.36
3	AURANGABAD	1045.71	77338	777.35	74.34
4	BANKA	783.81	36388	285.5	36.42
5	BEGUSARAI	1670.52	69481	1413.1	84.59
6	BHAGALPUR	2165.37	52337	1360.55	62.83
7	BHOJPUR	1618.17	119357	762.09	47.10
8	BUXAR	806.05	80577	455.25	56.48
9	DARBHANGA	1615.60	29613	1080.09	66.85
10	GAYA	2355.82	153359	1475.1	62.62
11	GOPALGANJ	853.71	11806	547.87	64.18
12	JAMUI	636.90	61944	288.67	45.32
13	JEHANABAD	684.58	42864	299.91	43.81
14	KAIMUR (BHABUA)	789.97	58412	324.16	41.03
15	KATIHAR	1474.82	12053	743.61	50.42
16	KHAGARIA	713.34	85430	346.97	48.64
17	KISHANGANJ	726.41	8316	327.78	45.12
18	LAKHISARAI	569.08	41412	271.39	47.69
19	MADHEPURA	786.34	7770	353.11	44.91
20	MADHUBANI	1606.44	20403	797.13	49.62
21	MUNGER	874.62	36015	351.12	40.15
22	MUZAFFARPUR	2974.68	29849	2276.25	76.52
23	NALANDA	1425.91	123748	954.28	66.92
24	NAWADA	757.37	124333	505.55	66.75
25	PASHCHIM CHAMPARAN	1365.40	15496	824.46	60.38
26	PATNA	10470.16	94555	6485.58	61.94
27	PURBI CHAMPARAN	1896.83	19703	1211.74	63.88
28	PURNIA	1670.97	24844	1428.27	85.48
29	ROHTAS	1489.84	112744	964.63	64.75
30	SAHARSA	702.19	9475	461.74	65.76
31	SAMASTIPUR	1874.15	116095	1514.97	80.84
32	SARAN	1782.67	16694	863.86	48.46
33	SHEIKHPURA	369.44	20687	184.28	49.88
34	SHEOHAR	312.46	2533	98	31.36
35	SITAMARHI	1069.83	13617	684.63	63.99
36	SIWAN	1568.61	25434	872.27	55.61
37	SUPAUL	854.19	9663	407.18	47.67
38	VAISHALI	1147.86	17152	1013.29	88.28
TOTAL		55000.00	1815272	33877.65	61.60

STATE LEVEL BANKERS' COMMITTEE BIHAR,PATNA					
(CONVENOR- STATE BANK OF INDIA)					
BANK WISE DISBURSEMENT UNDER SMALL ENTERPRISES (MANUFACTURING + SERVICE)					
FY : 2024 - 25 AS ON 31.12.2024					
No. in Actual and Amount in Crore					
SR.NO.	NAME OF District	TARGET	DISBURSED		%AGE ACHIV.
		AMT.	NO. OF AC	AMT.	AMT.
1	ARARIA	501.98	306	329.20	65.58
2	ARWAL	175.37	83	45.10	25.72
3	AURANGABAD	475.32	195	242.80	51.08
4	BANKA	356.28	66	60.89	17.09
5	BEGUSARAI	759.33	447	625.37	82.36
6	BHAGALPUR	984.26	511	566.95	57.60
7	BHOJPUR	735.53	260	256.21	34.83
8	BUXAR	366.39	346	118.54	32.35
9	DARBHANGA	734.37	429	387.88	52.82
10	GAYA	1070.83	526	571.60	53.38
11	GOPALGANJ	388.05	180	145.36	37.46
12	JAMUI	289.50	106	109.93	37.97
13	JEHANABAD	311.17	121	40.12	12.89
14	KAIMUR (BHABUA)	359.08	122	90.82	25.29
15	KATIHAR	670.37	301	356.43	53.17
16	KHAGARIA	324.24	150	135.80	41.88
17	KISHANGANJ	330.19	131	129.79	39.31
18	LAKHISARAI	258.67	56	28.26	10.93
19	MADHEPURA	357.43	136	121.11	33.88
20	MADHUBANI	730.20	226	211.88	29.02
21	MUNGER	397.55	94	53.01	13.33
22	MUZAFFARPUR	1352.13	888	1135.22	83.96
23	NALANDA	648.14	428	257.63	39.75
24	NAWADA	344.26	239	108.06	31.39
25	PASHCHIM CHAMPARAN	620.62	403	340.67	54.89
26	PATNA	4759.16	3672	4934.52	103.68
27	PURBI CHAMPARAN	862.20	481	430.21	49.90
28	PURNIA	759.53	542	683.77	90.03
29	ROHTAS	677.20	313	303.36	44.80
30	SAHARSA	319.18	195	229.75	71.98
31	SAMASTIPUR	851.89	505	397.70	46.68
32	SARAN	810.30	258	205.27	25.33
33	SHEIKHPURA	167.93	77	43.94	26.17
34	SHEOHAR	142.03	11	9.63	6.78
35	SITAMARHI	486.29	214	181.45	37.31
36	SIWAN	713.00	294	239.95	33.65
37	SUPAUL	388.27	196	131.55	33.88
38	VAISHALI	521.76	341	260.69	49.96
TOTAL		25000.00	13849	14520.42	58.08

STATE LEVEL BANKERS' COMMITTEE BIHAR,PATNA					
(CONVENOR- STATE BANK OF INDIA)					
BANK WISE DISBURSEMENT UNDER MIDIUUM ENTERPRISES (MANUFACTURING + SERVICE)					
FY : 2024 - 25 AS ON 31.12.2024					
SR.NO.	NAME OF DISTRICT	TARGET	DISBURSED		%AGE ACHIV.
		AMT.	NO. OF AC	AMT.	AMT.
1	ARARIA	200.79	18	46.48	23.15
2	ARWAL	70.15	9	1.32	1.88
3	AURANGABAD	190.13	21	9.71	5.11
4	BANKA	142.51	2	8.40	5.89
5	BEGUSARAI	303.73	60	253.68	83.52
6	BHAGALPUR	393.70	38	159.63	40.55
7	BHOJPUR	294.21	12	33.63	11.43
8	BUXAR	146.55	11	4.82	3.29
9	DARBHANGA	293.75	38	116.02	39.50
10	GAYA	428.33	55	185.84	43.39
11	GOPALGANJ	155.22	18	74.22	47.82
12	JAMUI	115.80	10	12.47	10.77
13	JEHANABAD	124.47	25	7.06	5.67
14	KAIMUR (BHABUA)	143.63	8	12.34	8.59
15	KATIHAR	268.15	15	50.37	18.78
16	KHAGARIA	129.70	6	10.09	7.78
17	KISHANGANJ	132.07	9	32.03	24.25
18	LAKHISARAI	103.47	2	0.68	0.66
19	MADHEPURA	142.97	16	8.21	5.74
20	MADHUBANI	292.08	14	10.03	3.43
21	MUNGER	159.02	10	2.22	1.40
22	MUZAFFARPUR	540.85	78	208.97	38.64
23	NALANDA	259.26	21	17.31	6.68
24	NAWADA	137.70	24	34.09	24.76
25	PASHCHIM CHAMPARAN	248.26	11	5.65	2.28
26	PATNA	1903.67	955	3042.86	159.84
27	PURBI CHAMPARAN	344.88	51	91.17	26.44
28	PURNIA	303.81	58	294.77	97.02
29	ROHTAS	270.88	26	25.88	9.55
30	SAHARSA	127.67	14	12.25	9.60
31	SAMASTIPUR	340.76	25	52.47	15.40
32	SARAN	324.12	13	29.19	9.01
33	SHEIKHPURA	67.17	1	3.20	4.76
34	SHEOHAR	56.81	1	0.11	0.19
35	SITAMARHI	194.52	21	30.11	15.48
36	SIWAN	285.20	17	26.23	9.20
37	SUPAUL	155.31	12	2.16	1.39
38	VAISHALI	208.70	25	66.43	31.83
TOTAL		10000.00	1750	4982.10	49.82

STATE LEVEL BANKERS' COMMITTEE BIHAR

CONVENOR : STATE BANK OF INDIA

BANK WISE TOTAL ACP - MSME DISBURSEMENT AS ON 31.12.2024

No. in Actual and Amount in Crore

Sr. No.	Name of Bank	MSME									
		Micro Enterprises (Manufacturing + Service) (including Khadi & Village Industries)		Small Enterprises (Manufacturing + Service)		Medium Enterprises (Manufacturing + Service)		Other finance to MSMEs (As indicated in Master Direction on PSL)		Total MSMEs (PS)	
		A/c	Amt	A/c	Amt	A/c	Amt	A/c	Amt	A/c	Amt
	LEAD BANKS										
1	STATE BANK OF INDIA	63168	5777.02	2797	2199.41	248	905.17	30	5.59	66243	8887.19
2	BANK OF BARODA	24461	1849.02	550	521.27	64	279.43	0	0	25075	2649.73
3	CANARA BANK	14228	1605.47	751	481.55	53	133.05	117	36	15149	2256.06
4	CENTRAL BANK OF INDIA	29155	2380.53	769	713.17	5	20.74	129	56.55	30058	3170.99
5	PUNJAB NATIONAL BANK	31358	4249.61	2151	1321.85	187	389.72	0	0	33696	5961.18
6	UNION BANK OF INDIA	13197	1186.15	573	435.12	42	70.06	0	0	13812	1691.33
7	UCO BANK	16720	818.86	341	243.99	0	0	0	0	17061	1062.85
	OTHER BANKS										
8	BANK OF INDIA	35285	2303.56	498	575.04	287	76.65	0	0	36070	2955.25
9	BANK OF MAHARASHTRA	1796	129.42	86	62.05	10	17.84	0	0	1892	209.31
10	INDIAN BANK	12169	1487.88	375	347.92	12	53.42	0	0	12556	1889.22
11	INDIAN OVERSEAS BANK	1283	84.85	25	13.47	2	4.28	0	0	1310	102.6
12	PUNJAB AND SIND BANK	331	14.88	3	1.24	1	5.65	0	0	335	21.77
	Total Public Sector Bank	243151	21887.26	8919	6916.08	911	1956	276	98.14	253257	30857.49
	PRIVATE BANKS										
13	AXIS BANK	2316	1019.13	946	1001.38	133	600.64	0	0	3395	2621.14
14	BANDHAN BANK	57625	835.59	4	2.1	0	0	0	0	57629	837.69
15	FEDERAL BANK	181	32.96	35	36.64	5	19.08	0	0	221	88.68
16	HDFC BANK	6540	2442.77	3358	2762.47	771	1442.18	0	0	10669	6647.42
17	ICICI BANK	3840	1879.35	2404	2987.99	269	822.75	0	0	6513	5690.1
18	IDBI BANK	3026	265.71	157	108.02	6	9.9	0	0	3189	383.63
19	INDUSIND BANK	99532	1347.92	262	426.6	21	3.06	0	0	99815	1777.59
20	J & K BANK	40	3.88	1	0.04	0	0	0	0	41	3.92
21	KARNATAKA BANK	8	1.49	4	3.12	0	0	0	0	12	4.61
22	KOTAK MAHINDRA BANK	572	117.36	171	108.65	16	27.94	0	0	759	253.95
23	SOUTH INDIAN BANK	7	0.45	4	11.16	0	0	0	0	11	11.61
24	YES BANK	231	82.76	87	112.27	15	89.44	0	0	333	284.48
25	KARUR VYSYA BANK	2	0.75	0	0	0	0	0	0	2	0.75
26	IDFC FIRST BANK	757	37.74	102	8.97	31	2.76	0	0	890	49.47
27	RBL BANK	4	2.55	77	9.94	7	6	0	0	88	18.49
	Total Private Sector Bank	174681	8070.41	7612	7579.36	1274	3023.76	0	0	183567	18673.52
	Total COMM. BANKS	417832	29957.67	16531	14495.44	2185	4979.76	276	98.14	436824	49531.01
	CO-OPERATIVE BANKS										
28	STATE CO-OP. BANK	91	1.16	0	0	4	0.24	0	0	95	1.4
	Total Cooperative Bank	91	1.16	0	0	4	0.24	0	0	95	1.4
	REGIONAL RURAL BANKS										
29	DAKSHIN BIHAR GRAMIN BANK	102928	2185.86	0	0	0	0	0	0	102928	2185.86
30	UTTAR BIHAR GRAMIN BANK	49309	1336.21	0	0	0	0	0	0	49309	1336.21
	Total Region Rural Bank	152237	3522.06	0	0	0	0	0	0	152237	3522.06
	SMALL FINANCE BANK										
31	JANA SMALL FIN. BANK	3965	83.32	2	1.55	1	0.05	0	0	3968	84.92
32	UJJIVAN SMALL FIN. BANK	13344	85.24	1	0.13	1	1.95	0	0	13346	87.32
33	UTKARSH SMALL FIN. BANK	3631	204.16	114	22.9	0	0	0	0	3745	227.06
34	ESAF SMALL FIN. BANK	3777	18.22	0	0	0	0	0	0	3777	18.22
35	UNITY SMALL FINANCE BANK	121	5.48	0	0	0	0	0	0	121	5.48
	Total Small Financial Bank	24838	396.42	117	24.58	2	2	0	0	24957	422.99
	TOTAL FOR BIHAR	594998	33877.31	16648	14520.02	2191	4982	276	98.14	614113	53477.47

STATE LEVEL BANKERS' COMMITTEE BIHAR

CONVENOR : STATE BANK OF INDIA

DISTRICT WISE ACP - MSME Disbursement AS ON 31.12.2024

No. in Actual and Amount in Crore

Sr. No.	Name of Bank	MSME									
		Micro Enterprises (Manufacturing + Service) (including Khadi & Village Industries)		Small Enterprises (Manufacturing + Service)		Medium Enterprises (Manufacturing + Service)		Other finance to MSMEs (As indicated in Master Direction on PSL)		Total MSMEs (PS)	
		A/c	Amt	A/c	Amt	A/c	Amt	A/c	Amt	A/c	Amt
1	ARARIA	10989	714.06	355	329.20	18	46.48	11	5.25	11373	1094.99
2	ARWAL	3863	151.86	106	45.10	12	1.32	0	0.00	3981	198.28
3	AURANGABAD	12379	777.35	246	242.80	30	9.71	8	0.40	12663	1030.26
4	BANKA	7620	285.50	96	60.89	1	8.40	0	0.00	7717	354.79
5	BEGUSARAI	24836	1413.10	538	625.37	70	253.68	4	4.14	25448	2296.29
6	BHAGALPUR	30009	1360.55	587	566.95	42	159.63	6	0.87	30644	2088.00
7	BHOJPUR	13501	762.09	309	256.21	15	33.63	4	0.18	13829	1052.11
8	BUXAR	9027	455.25	378	118.54	16	4.82	5	1.04	9426	579.65
9	DARBHANGA	24450	1080.09	450	387.88	41	116.02	9	1.93	24950	1585.92
10	GAYA	28014	1475.10	660	571.60	69	185.84	7	0.56	28750	2233.10
11	GOPALGANJ	8052	547.87	208	145.36	20	74.22	1	0.07	8281	767.52
12	JAMUI	7407	288.67	136	109.93	10	12.47	6	1.36	7559	412.43
13	JEHANABAD	9620	299.91	147	40.12	32	7.06	0	0.00	9799	347.09
14	KAIMUR (BHABUA)	10404	324.16	159	90.82	10	12.34	2	0.03	10575	427.35
15	KATIHAR	12557	743.61	343	356.43	21	50.37	9	2.44	12930	1152.85
16	KHAGARIA	7741	346.97	174	135.80	7	10.09	7	0.54	7929	493.40
17	KISHANGANJ	7371	327.78	144	129.79	12	32.03	4	0.14	7531	489.74
18	LAKHISARAI	4952	271.39	72	28.26	2	0.68	0	0.00	5026	300.33
19	MADHEPURA	6664	353.11	157	121.11	16	8.21	0	0.00	6837	482.43
20	MADHUBANI	14695	797.13	292	211.88	18	10.03	7	0.39	15012	1019.43
21	MUNGER	7141	351.12	115	53.01	18	2.22	2	0.04	7276	406.39
22	MUZAFFARPUR	32896	2276.25	1061	1135.22	91	208.97	14	10.32	34062	3630.76
23	NALANDA	31482	954.28	512	257.63	34	17.31	5	0.33	32033	1229.55
24	NAWADA	9857	505.55	307	108.06	30	34.09	11	1.61	10205	649.31
25	PASHCHIM CHAMPARAN	12065	824.46	468	340.67	11	5.65	2	0.02	12546	1170.80
26	PATNA	60325	6485.58	4606	4934.52	1221	3042.86	42	40.08	66194	14503.04
27	PURBI CHAMPARAN	17061	1211.74	545	430.21	56	91.17	22	5.71	17684	1738.83
28	PURNIA	28609	1428.27	644	683.77	66	294.77	9	0.41	29328	2407.22
29	ROHTAS	21796	964.63	371	303.36	32	25.88	4	0.27	22203	1294.14
30	SAHARSA	8784	461.74	217	229.75	17	12.25	3	3.95	9021	707.69
31	SAMASTIPUR	25843	1514.97	584	397.70	32	52.47	19	1.45	26478	1966.59
32	SARAN	17067	863.86	292	205.27	22	29.19	12	3.44	17393	1101.76
33	SHEIKHPURA	3685	184.28	110	43.94	3	3.20	4	0.75	3802	232.17
34	SHEOHAR	2031	98.00	22	9.63	2	0.11	0	0.00	2055	107.74
35	SITAMARHI	11558	684.63	245	181.45	28	30.11	9	1.00	11840	897.19
36	SIWAN	25212	872.27	353	239.95	28	26.23	11	8.09	25604	1146.54
37	SUPAUL	7835	407.18	236	131.55	13	2.16	4	0.25	8088	541.14
38	VAISHALI	17600	1013.29	403	260.69	25	66.43	13	1.13	18041	1341.54
TOTAL		594998	33877.65	16648	14520.42	2191	4982.10	276	98.19	614113	53478.36

STATE LEVEL BANKERS' COMMITTEE BIHAR											
CONVENOR : STATE BANK OF INDIA											
BANK WISE TOTAL ACP - MSME Outstanding AS ON 31.12.2024											
No. in Actual and Amount in Crore											
Sr. No.	Name of Bank	MSME									
		Micro Enterprises (Manufacturing + Service) (including Khadi & Village Industries)		Small Enterprises (Manufacturing + Service)s		Medium Enterprises (Manufacturing + Service)		Other finance to MSMEs (As indicated in Master Direction on PSL)		Total MSMEs (PS)	
		A/c	Amt	A/c	Amt	A/c	Amt	A/c	Amt	A/c	Amt
	LEAD BANKS										
1	STATE BANK OF INDIA	106540	6790	3642	2373.14	377	1209.64	53	9.84	110612	10382.62
2	BANK OF BARODA	50057	2384.41	853	553.48	134	328.72	0	0	51044	3266.6
3	CANARA BANK	43135	2544.18	2135	720.83	120	168.5	791	49.89	46181	3483.39
4	CENTRAL BANK OF INDIA	81805	2694.89	1314	645.71	12	21.72	99	44.38	83230	3406.7
5	PUNJAB NATIONAL BANK	113094	4257.88	7823	1448.66	554	396.03	0	0	121471	6102.56
6	UNION BANK OF INDIA	33749	1382.61	958	405.09	73	51.71	0	0	34780	1839.41
7	UCO BANK	56322	1421.08	676	318.79	1	0.34	0	0	56999	1740.2
	OTHER BANKS										
8	BANK OF INDIA	81283	3193.61	735	615.06	443	84.92	0	0	82461	3893.59
9	BANK OF MAHARASHTRA	3993	209.27	123	107.7	12	57.4	0	0	4128	374.37
10	INDIAN BANK	29870	2352.07	789	582.12	31	108.41	0	0	30690	3042.59
11	INDIAN OVERSEAS BANK	8043	403.85	98	68.88	5	13.21	0	0	8146	485.94
12	PUNJAB AND SIND BANK	2166	131.26	27	18.83	1	5.69	0	0	2194	155.77
	Total Public Sector Bank	610057	27765.09	19173	7858.27	1763	2446.28	943	104.11	631936	38173.75
	PRIVATE BANKS										
13	AXIS BANK	9816	1526.09	1811	996.37	391	533.68	0	0	12018	3056.15
14	BANDHAN BANK	135243	1308.82	20	17.15	0	0	0	0	135263	1325.97
15	FEDERAL BANK	243	33.5	54	37.91	4	13.73	0	0	301	85.14
16	HDFC BANK	16172	3149.58	4397	2710.66	855	1231.05	0	0	21424	7091.29
17	ICICI BANK	10156	2510.45	3915	2777.89	516	752.67	0	0	14587	6041.02
18	IDBI BANK	4476	386.68	165	97.15	4	7.99	0	0	4645	491.82
19	INDUSIND BANK	156470	1543.04	1077	125.3	166	50.29	0	0	157713	1718.63
20	J & K BANK	123	6.94	1	0.03	0	0	0	0	124	6.98
21	KARNATAKA BANK	24	2.85	4	2.95	0	0	0	0	28	5.81
22	KOTAK MAHINDRA BANK	1945	294.62	501	101.1	54	22.56	0	0	2500	418.28
23	SOUTH INDIAN BANK	7	0.33	6	2.23	0	0	0	0	13	2.55
24	YES BANK	584	115.62	171	90.39	24	57.9	0	0	779	263.91
25	KARUR VYSYA BANK	4	0.84	0	0	1	0.07	0	0	5	0.91
26	IDFC FIRST BANK	2011	95.38	166	18.9	80	5	0	0	2257	119.28
27	RBL BANK	1	0.44	24	2.48	0	0	0	0	25	2.92
	Total Private Sector Bank	337275	10975.2	12312	6980.51	2095	2674.94	0	0	351682	20630.65
	Total COMM. BANKS	947332	38740.29	31485	14838.78	3858	5121.22	943	104.11	983618	58804.4
	CO-OPERATIVE BANKS										
28	STATE CO-OP. BANK	361	4.81	1	0.16	182	2.2	0	0	544	7.16
	Total Cooperative Bank	361	4.81	1	0.16	182	2.2	0	0	544	7.16
	REGIONAL RURAL BANKS										
29	DAKSHIN BIHAR GRAMIN BANK	155041	1548.22	0	0	0	0	0	0	155041	1548.22
30	UTTAR BIHAR GRAMIN BANK	332951	1957.71	0	0	0	0	0	0	332951	1957.71
	Total Region Rural Bank	487992	3505.93	0	0	0	0	0	0	487992	3505.93
	SMALL FINANCE BANK										
31	JANA SMALL FIN. BANK	6119	300.47	20	18.37	3	0.22	0	0	6142	319.06
32	UJJIVAN SMALL FIN. BANK	46159	220.04	12	5.74	1	1.94	0	0	46172	227.72
33	UTKARSH SMALL FIN. BANK	9630	487.59	158	58.11	3	12.45	0	0	9791	558.15
34	ESAF SMALL FIN. BANK	9599	25.87	0	0	0	0	0	0	9599	25.87
35	UNITY SMALL FINANCE BANK	5178	51.77	6	3.97	0	0	0	0	5184	55.74
	Total Small Financial Bank	76685	1085.74	196	86.19	7	14.61	0	0	76888	1186.54
	TOTAL FOR BIHAR	1512370	43336.77	31682	14925.13	4047	5138.02	943	104.11	1549042	63504.03

STATE LEVEL BANKERS' COMMITTEE BIHAR

CONVENOR : STATE BANK OF INDIA

DISTRICT WISE ACP - MSME Outstanding AS ON 31.12.2024

No. in Actual and Amount in Crore

Sr. No.	Name of Bank	Micro Enterprises (Manufacturing + Service) (including Khadi & Village Industries)		Small Enterprises (Manufacturing + Service)s		Medium Enterprises (Manufacturing + Service)		Other finance to MSMEs (As indicated in Master Direction on PSL)		Total MSMEs (PS)	
		A/c	Amt	A/c	Amt	A/c	Amt	A/c	Amt	A/c	Amt
1	ARARIA	33590	839.19	562	302.92	34	41.37	11	4.32	34197	1187.8
2	ARWAL	7192	179.03	178	48.4	16	1.05	1	0.05	7387	228.52
3	AURANGABAD	20781	766.48	513	255.1	95	20.5	18	1.37	21407	1043.45
4	BANKA	23278	415.59	246	107.23	1	0.01	15	0.07	23540	522.9
5	BEGUSARAI	53559	1641.68	1596	633.57	167	375.92	15	4.23	55337	2655.4
6	BHAGALPUR	65807	1818.22	1016	602.28	271	197.52	25	0.91	67119	2618.92
7	BHOJPUR	28952	777.01	602	275.12	33	30.43	5	0.18	29592	1082.74
8	BUXAR	18226	543.98	643	152.72	49	7.01	15	1	18933	704.71
9	DARBHANGA	63379	1366.22	920	399.94	79	117.2	23	1.71	64401	1885.06
10	GAYA	60942	2017.52	1561	562.9	137	166.7	14	0.48	62654	2747.6
11	GOPALGANJ	30651	756.1	351	162.35	212	89.8	33	0.46	31247	1008.71
12	JAMUI	18990	429.95	263	90.38	15	4.46	16	1.67	19284	526.46
13	JEHANABAD	17736	359.65	295	49.11	48	12.64	1	0	18080	421.4
14	KAIMUR (BHABUA)	13724	417.81	335	95.74	20	17.14	11	0.47	14090	531.17
15	KATI HAR	33938	926.95	701	307.39	53	53.77	17	1.99	34709	1290.1
16	KHAGARIA	18284	409.99	282	113.52	9	8.38	5	0.32	18580	532.21
17	KISHANGANJ	22651	430.07	245	104.42	17	42.04	10	0.31	22923	576.84
18	LAKHISARAI	11525	288.34	207	27.08	3	0.15	2	0.04	11737	315.61
19	MADHEPURA	26425	470.55	271	120.34	32	6.49	8	0.2	26736	597.57
20	MADHUBANI	48875	1031.08	658	198.11	36	14.59	40	0.7	49609	1244.47
21	MUNGER	19992	542.75	479	58.66	39	4.81	16	0.17	20526	606.38
22	MUZAFFARPUR	98938	2997.31	2133	1193.55	163	147.96	62	5.63	101296	4344.44
23	NALANDA	41702	1066.8	1109	290.51	69	23.1	28	0.91	42908	1381.33
24	NAWADA	23422	614.94	883	119.46	74	50.55	12	1.13	24391	786.08
25	PASHCHIM CHAMPARAN	68323	1089.13	777	347.65	35	20.93	14	0.75	69149	1458.46
26	PATNA	143132	8893.88	7566	5091.69	1749	3083.3	173	47.25	152620	17116.12
27	PURBI CHAMPARAN	56955	1621.62	911	459.49	112	105.19	36	4.07	58014	2190.35
28	PURNIA	65749	1709.39	1063	665.63	94	227.03	37	1.39	66943	2603.44
29	ROHTAS	33957	1267.81	845	319.79	74	70.02	24	5.05	34900	1662.67
30	SAHARSA	32442	573.16	380	259.78	24	9.48	12	3.07	32858	845.49
31	SAMASTIPUR	52147	1519.18	1088	404.61	57	41.55	52	1.26	53344	1966.6
32	SARAN	58351	1209.34	618	220.56	39	36.16	48	2.35	59056	1468.4
33	SHEIKHPURA	7062	245.52	185	46.75	6	1.79	21	0.57	7274	294.64
34	SHEOHAR	7711	155.54	48	10.75	6	2.1	1	0	7766	168.4
35	SITAMARHI	34913	917.53	454	182.53	40	32.64	23	0.87	35430	1133.57
36	SIWAN	65049	1183.38	620	244.46	59	15.15	46	6.65	65774	1449.64
37	SUPAUL	28610	528.52	384	108.98	28	4.01	4	0.18	29026	641.68
38	VAISHALI	55410	1315.58	694	291.66	52	55.1	49	2.36	56205	1664.69
TOTAL		1512370	43336.77	31682	14925.13	4047	5138.02	943	104.11	1549042	63504.03

STATE LEVEL BANKERS' COMMITTEE BIHAR											
CONVENOR : STATE BANK OF INDIA											
BANK WISE TOTAL ACP - MSME NPA Outstanding AS ON 31.12.2024											
											No. in Actual and Amount in Crore
Sr. No.	Name of Bank	MSME									
		Micro Enterprises (Manufacturing + Service) (including Khadi & Village Industries)		Small Enterprises (Manufacturing + Service)		Medium Enterprises (Manufacturing + Service)s		Other finance to MSMEs (As indicated in Master Direction on PSL)		Total MSMEs (PS)	
		A/c	Amt	A/c	Amt	A/c	Amt	A/c	Amt	A/c	Amt
	LEAD BANKS										
1	STATE BANK OF INDIA	15410	252.6	218	30.95	32	15.09	21	0.36	15681	299
2	BANK OF BARODA	13647	285.67	47	28.59	7	14.71	0	0	13701	328.97
3	CANARA BANK	12145	245.32	589	55.85	13	3.88	379	3.13	13126	308.18
4	CENTRAL BANK OF INDIA	49710	425.2	402	40.08	7	0.97	25	2.89	50144	469.14
5	PUNJAB NATIONAL BANK	47192	653.67	2671	152.55	102	12.41	0	0	49965	818.63
6	UNION BANK OF INDIA	8257	105.92	185	33.34	6	7.32	0	0	8448	146.58
7	UCO BANK	21968	192.21	89	51.41	0	0	0	0	22057	243.62
	OTHER BANKS										
8	BANK OF INDIA	18950	415.35	76	56.52	4	0.05	0	0	19030	471.92
9	BANK OF MAHARASHTRA	1294	11.35	2	0.06	0	0	0	0	1296	11.41
10	INDIAN BANK	9665	271.45	49	28.8	5	0	0	0	9719	300.25
11	INDIAN OVERSEAS BANK	528	8.58	5	3.89	0	0	0	0	533	12.47
12	PUNJAB AND SIND BANK	663	19.01	0	0	0	0	0	0	663	19.01
	Total Public Sector Bank	199429	2886.33	4333	482.04	176	54.43	425	6.38	204363	3429.18
	PRIVATE BANKS										
13	AXIS BANK	686	61.56	67	31.35	12	0.01	0	0	765	92.92
14	BANDHAN BANK	19604	100.08	0	0	0	0	0	0	19604	100.08
15	FEDERAL BANK	30	0.7	0	0	0	0	0	0	30	0.7
16	HDFC BANK	634	66.75	103	31.69	1	0.13	0	0	738	98.57
17	ICICI BANK	353	46.85	78	34	12	20.04	0	0	443	100.89
18	IDBI BANK	563	25.43	7	1.24	0	0	0	0	570	26.67
19	INDUSIND BANK	3712	25.98	57	2.69	5	0.22	0	0	3774	28.89
20	J & K BANK	4	0.08	0	0	0	0	0	0	4	0.08
21	KARNATAKA BANK	5	0.15	0	0	0	0	0	0	5	0.15
22	KOTAK MAHINDRA BANK	85	9.64	12	1.12	0	0	0	0	97	10.76
23	SOUTH INDIAN BANK	1	0	0	0	0	0	0	0	1	0
24	YES BANK	12	2.35	2	0.03	0	0	0	0	14	2.38
25	KARUR VYSYA BANK	0	0	0	0	0	0	0	0	0	0
26	IDFC FIRST BANK	55	3.33	1	0.03	0	0	0	0	56	3.36
27	RBL BANK	1	0.44	0	0	0	0	0	0	1	0.44
	Total Private Sector Bank	25745	343.34	327	102.15	30	20.4	0	0	26102	465.89
	Total COMM. BANKS	225174	3229.67	4660	584.19	206	74.83	425	6.38	230465	3895.07
	CO-OPERATIVE BANKS										
28	STATE CO-OP. BANK	230	2.72	0	0	111	3.51	0	0	341	6.23
	Total Cooperative Bank	230	2.72	0	0	111	3.51	0	0	341	6.23
	REGIONAL RURAL BANKS										
29	DAKSHIN BIHAR GRAMIN BANK	77287	655.47	0	0	0	0	0	0	77287	655.47
30	UTTAR BIHAR GRAMIN BANK	76394	458.48	0	0	0	0	0	0	76394	458.48
	Total Region Rural Bank	153681	1113.95	0	0	0	0	0	0	153681	1113.95
	SMALL FINANCE BANK										
31	JANA SMALL FIN. BANK	310	10.88	0	0	0	0	0	0	310	10.88
32	UJJIVAN SMALL FIN. BANK	323	0.63	0	0	0	0	0	0	323	0.63
33	UTKARSH SMALL FIN. BANK	206	11.68	3	0.71	0	0	0	0	209	12.39
34	ESAF SMALL FIN. BANK	1518	2.79	0	0	0	0	0	0	1518	2.79
35	UNITY SMALL FINANCE BANK	368	5.62	0	0	0	0	0	0	368	5.62
	Total Small Financial Bank	2725	31.6	3	0.71	0	0	0	0	2728	32.31
	TOTAL FOR BIHAR	381810	4377.94	4663	584.9	317	78.34	425	6.38	387215	5047.56

STATE LEVEL BANKERS' COMMITTEE BIHAR

CONVENOR : STATE BANK OF INDIA

DISTRICT WISE ACP - MSME NPA Outstanding AS ON 31.12.2024

No. in Actual and Amount in Crore

Sr. No.	Name of Bank	MSME									
		Micro Enterprises (Manufacturing + Service) (including Khadi & Village Industries)		Small Enterprises (Manufacturing + Service)		Medium Enterprises (Manufacturing + Service)s		Other finance to MSMEs (As indicated in Master Direction on PSL)		Total MSMEs (PS)	
		A/c	Amt	A/c	Amt	A/c	Amt	A/c	Amt	A/c	Amt
1	ARARIA	8522	70.97	28	10.59	1	0.02	4	0	8555	81.58
2	ARWAL	2770	28.33	18	2.89	2	0.06	1	0.05	2791	31.33
3	AURANGABAD	9047	91.33	56	9.73	4	0.02	5	0.2	9112	101.28
4	BANKA	6093	80.03	25	40.37	1	0.01	13	0.06	6132	120.47
5	BEGUSARAI	9168	120.94	445	11.53	5	0.03	7	0	9625	132.5
6	BHAGALPUR	11026	116.24	107	6.04	7	0.09	7	0.23	11147	122.6
7	BHOJPUR	12263	91.07	87	10.3	2	0.06	2	0.01	12354	101.44
8	BUXAR	12161	92.1	74	8.77	2	0.07	7	0.09	12244	101.03
9	DARBHANGA	9932	102.62	171	5.37	8	12.37	14	0.14	10125	120.5
10	GAYA	18364	253.11	327	25.93	8	14.51	7	0	18706	293.55
11	GOPALGANJ	8250	68.21	30	1.33	97	1.19	16	0.05	8393	70.78
12	JAMUI	6799	59.35	31	1.55	4	0.73	7	0.06	6841	61.69
13	JEHANABAD	4496	61.93	35	1.73	2	0.07	1	0	4534	63.73
14	KAIMUR (BHABUA)	7880	68.01	51	8.9	3	0.27	6	0.45	7940	77.63
15	KATIHAR	8649	75.96	41	2.32	2	0.01	10	0.11	8702	78.4
16	KHAGARIA	4359	43	16	0.9	1	0.01	0	0	4376	43.91
17	KISHANGANJ	7163	42.09	23	2.01	1	0.02	7	0.02	7194	44.14
18	LAKHISARAI	3374	27.6	63	0.91	0	0	1	0	3438	28.51
19	MADHEPURA	10218	70.69	10	0.57	8	0.24	5	0.02	10241	71.52
20	MADHUBANI	11187	102.99	88	2.79	1	0	9	0.02	11285	105.8
21	MUNGER	7521	79.72	253	3.48	3	0.02	10	0.06	7787	83.28
22	MUZAFFARPUR	19367	244.34	343	16.25	12	0.37	33	0.3	19755	261.26
23	NALANDA	13065	143.99	185	7.96	20	4.99	8	0.15	13278	157.09
24	NAWADA	8776	65.71	249	7.06	13	0.11	4	0.07	9042	72.95
25	PASHCHIM CHAMPARAN	11506	100.67	120	11.44	2	0.09	11	0.18	11639	112.38
26	PATNA	25865	826.63	847	309.64	63	40.33	62	2.47	26837	1179.07
27	PURBI CHAMPARAN	13900	137.83	115	10.07	21	0.44	8	0.16	14044	148.5
28	PURNIA	12535	122.53	75	9.51	0	0	17	0.26	12627	132.3
29	ROHTAS	17779	184.79	127	20.07	14	1.85	9	0.06	17929	206.77
30	SAHARSA	7575	72.03	65	5.8	1	0.07	6	0.01	7647	77.91
31	SAMASTIPUR	9280	123.12	138	5.06	1	0	21	0.04	9440	128.22
32	SARAN	17724	163.54	176	3.99	4	0.25	32	0.1	17936	167.88
33	SHEIKHPURA	2916	29.29	18	3.53	1	0.02	11	0.01	2946	32.85
34	SHEOHAR	2844	28.11	4	0.21	0	0	1	0	2849	28.32
35	SITAMARHI	10382	92.02	42	1.74	0	0	6	0.08	10430	93.84
36	SIWAN	8832	116.26	72	5.86	3	0.02	27	0.27	8934	122.41
37	SUPAUL	7718	56.13	39	2.39	0	0	2	0	7759	58.52
38	VAISHALI	12504	124.66	69	6.31	0	0	28	0.65	12601	131.62
	TOTAL	381810	4377.94	4663	584.9	317	78.34	425	6.38	387215	5047.56

STATE LEVEL BANKERS' COMMITTEE BIHAR

CONVENOR : STATE BANK OF INDIA

BANK WISE TOTAL ACP - Agriculture Disbursement AS ON 31.12.2024

No. in Actual and Amount in Crore

Sr. No.	Name of Bank	Agriculture Disbursement											
		Farm Credit				Out of Farm Credit, total allied activities		Agri. Infrastructure		Ancillary Activities		Total Agriculture (PS)	
		Crop Loan		Term Loan		A/c	Amt	A/c	Amt	A/c	Amt	A/c	Amt
		A/c	Amt	A/c	Amt								
	LEAD BANKS												
1	STATE BANK OF INDIA	123901	1302.11	164360	1726.55	839	20.67	4	6.4	2008	446.93	290273	3481.99
2	BANK OF BARODA	29677	412.42	40355	654.32	29355	456.39	536	29.84	4451	381.69	75019	1478.27
3	CANARA BANK	22551	399.58	3728	72.05	2617	34.36	64	22.72	2032	94.21	28375	588.56
4	CENTRAL BANK OF INDIA	29482	203.94	96357	1313.65	419	8.94	20	12.85	893	115.75	126752	1646.19
5	PUNJAB NATIONAL BANK	32699	1043.6	7278	365.14	4887	94.18	369	156.76	1711	685.91	42057	2251.41
6	UNION BANK OF INDIA	26131	301.82	15673	229.4	13079	167.6	72	9.46	2040	243.21	43916	783.89
7	UCO BANK	19419	505.29	948	14.5	0	0	36	24.88	136	20.9	20539	565.57
	OTHER BANKS												
8	BANK OF INDIA	16614	117.64	31184	575.04	11004	169.23	35	11.67	35279	1072.68	83112	1777.03
9	BANK OF MAHARASHTRA	225	4.58	1811	47.66	60	0.81	278	19.22	396	29.57	2710	101.03
10	INDIAN BANK	4743	54.06	6617	212.93	7847	224.31	20	16.33	533	203.19	11913	486.51
11	INDIAN OVERSEAS BANK	1094	40.9	314	10.84	442	16.75	11	0.29	97	13.68	1516	65.71
12	PUNJAB AND SIND BANK	27	0.3	101	2.62	18	0.23	2	0.12	17	0.77	147	3.81
	Total Public Sector Bank	306563	4386.24	368726	5224.7	70567	1193.47	1447	310.54	49593	3308.49	726329	13229.97
	PRIVATE BANKS												
13	AXIS BANK	9372	716.59	49939	302.31	8128	36.21	7	2.39	415	623.71	59733	1645
14	BANDHAN BANK	0	0	177751	1301.25	177751	1301.25	0	0	9420	91.41	187171	1392.66
15	FEDERAL BANK	7701	120.19	2	0.25	0	0	2	0.84	36	12.41	7741	133.69
16	HDFC BANK	1156	50.35	201497	1570.11	32553	235.67	64	29.02	510	521.15	203227	2170.63
17	ICICI BANK	1404	100.65	28655	388.82	24038	275.16	0	0	184	208.35	30243	697.82
18	IDBI BANK	2536	34.41	32792	268.34	381	6.56	9	1.71	222	27.6	35559	332.06
19	INDUSIND BANK	171	0.96	992076	4459.56	64243	336.89	0	0	0	0	992247	4460.52
20	J & K BANK	1	0.01	0	0	1	0.01	0	0	0	0	1	0.01
21	KARNATAKA BANK	1	0.04	0	0	0	0	0	0	1	1.5	2	1.54
22	KOTAK MAHINDRA BANK	0	0	144027	842.31	142049	733.34	0	0	0	0	144027	842.31
23	SOUTH INDIAN BANK	60	1.22	0	0	60	1.22	0	0	0	0	60	1.22
24	YES BANK	0	0	24351	103.74	24351	103.74	0	0	7	4.92	24358	108.66
25	KARUR VYSYA BANK	0	0	0	0	0	0	0	0	0	0	0	0
26	IDFC FIRST BANK	0	0	50034	211.55	49287	201.21	0	0	0	0	50034	211.55
27	RBL BANK	0	0	226990	1083.45	139402	623.85	0	0	357	21.65	227347	1105.1
	Total Private Sector Bank	22402	1024.42	1928114	10531.69	662244	3855.11	82	33.96	11152	1512.7	1961750	13102.77
	Total COMM. BANKS	328965	5410.66	2296840	15756.39	732811	5048.58	1529	344.5	60745	4821.19	2688079	26332.74
	CO-OPERATIVE BANKS												
28	STATE CO-OP. BANK	55799	2415.14	1106	295.05	142	0.47	30	0.9	0	0	56935	2711.09
	Total Cooperative Bank	55799	2415.14	1106	295.05	142	0.47	30	0.9	0	0	56935	2711.09
	REGIONAL RURAL BANKS												
29	DAKSHIN BIHAR GRAMIN BANK	241990	738.12	351281	4515.66	64582	743.82	1	0.25	10	0.11	593282	5254.14
30	UTTAR BIHAR GRAMIN BANK	717840	7609.43	66890	729.11	42396	470.55	40	0.97	494	5.11	785264	8344.62
	Total Region Rural Bank	959830	8347.55	418171	5244.77	106978	1214.37	41	1.22	504	5.22	1378546	13598.76
	SMALL FINANCE BANK												
31	JANA SMALL FIN. BANK	0	0	48344	270.02	43307	242.8	0	0	0	0	48344	270.02
32	UJJIVAN SMALL FIN. BANK	43	0.3	77699	498.56	5297	47.84	0	0	0	0	77742	498.86
33	UTKARSH SMALL FIN. BANK	0	0	226095	1257.98	209603	1169.75	0	0	0	0	226095	1257.98
34	ESAF SMALL FIN. BANK	0	0	12487	92.8	12487	92.8	0	0	0	0	12487	92.8
35	UNITY SMALL FINANCE BANK	0	0	61694	286.47	45815	221.03	0	0	0	0	61694	286.47
	Total Small Financial Bank	43	0.3	426319	2405.83	316509	1774.22	0	0	0	0	426362	2406.13
	TOTAL FOR BIHAR	1344637	16173.65	3142436	23702.04	1156440	8037.64	1600	346.62	61249	4826.41	4549922	45048.72

STATE LEVEL BANKERS' COMMITTEE BIHAR

CONVENOR : STATE BANK OF INDIA

DISTRICT WISE ACP - Agriculture Disbursement AS ON 31.12.2024

No. in Actual and Amount in Crore

Sr. No.	Name of Bank	Agriculture Disbursement											
		Farm Credit				Out of Farm Credit, total allied activities		Agri. Infrastructure		Ancillary Activities		Total Agriculture (PS)	
		Crop Loan		Term Loan		A/c	Amt	A/c	Amt	A/c	Amt	A/c	Amt
		A/c	Amt	A/c	Amt								
1	ARARIA	40672	553.83	47561	475.04	23224	177.76	18	7.64	771	98.29	89022	1134.80
2	ARWAL	6317	73.62	7144	80.06	2790	24.61	6	10.67	158	9.59	13625	173.94
3	AURANGABAD	21603	290.21	43106	464.50	15484	125.99	40	4.74	708	162.47	65457	921.92
4	BANKA	15765	232.84	40431	374.18	20358	143.19	5	0.41	870	34.74	57071	642.17
5	BEGUSARAI	45335	441.92	82286	773.30	38044	307.95	52	19.54	1166	221.06	128839	1455.82
6	BHAGALPUR	24753	330.62	63987	636.72	27563	224.00	36	10.12	1734	79.75	90510	1057.21
7	BHOJPUR	21466	127.23	99012	764.81	26989	190.34	37	6.48	634	97.23	121149	995.75
8	BUXAR	14421	87.77	33327	348.60	12338	99.46	39	6.38	659	90.52	48446	533.27
9	DARBHANGA	52075	576.17	81949	601.49	58114	378.59	103	2.34	2162	109.14	136289	1289.14
10	GAYA	32551	415.36	223383	1464.56	38274	294.67	18	8.20	4045	282.25	259997	2170.37
11	GOPALGANJ	52548	637.13	45061	383.44	30508	202.67	17	0.39	647	27.20	98273	1048.16
12	JAMUI	15307	75.34	27189	263.84	12429	93.69	19	1.57	499	40.99	43014	381.74
13	JEHANABAD	10036	142.88	16068	182.70	4211	41.45	4	0.43	429	36.84	26537	362.85
14	KAIMUR (BHABUA)	16600	334.42	32238	327.80	11628	84.98	19	7.91	755	138.36	49612	808.49
15	KATIHAR	47957	446.62	79414	726.70	52458	356.61	35	13.31	1377	84.18	128783	1270.81
16	KHAGARIA	22698	141.16	31800	338.35	16832	142.36	18	7.68	671	32.03	55187	519.22
17	KISHANGANJ	29534	409.36	36374	402.79	19306	162.19	10	18.44	1208	31.30	67126	861.89
18	LAKHISARAI	9079	75.28	18033	197.33	7904	64.70	29	0.94	412	22.82	27553	296.37
19	MADHEPURA	24568	293.22	47580	320.07	25977	149.15	18	3.95	1055	26.69	73221	643.93
20	MADHUBANI	68166	786.27	49286	405.69	23428	159.60	38	3.47	1425	51.95	118915	1247.38
21	MUNGER	9197	56.75	19701	228.39	10820	94.73	7	4.52	388	28.70	29293	318.36
22	MUZAFFARPUR	81259	969.55	111496	962.78	57103	393.93	194	15.83	5594	517.88	198543	2466.04
23	NALANDA	26504	148.95	44391	521.64	17259	152.31	18	10.47	1018	104.94	71931	786.00
24	NAWADA	36532	200.11	29665	377.56	11756	102.37	10	0.25	697	31.19	66904	609.11
25	PASHCHIM CHAMPARAN	74320	732.98	60936	508.32	29515	200.03	55	4.70	1184	104.62	136495	1350.62
26	PATNA	24991	1488.91	541251	3286.73	215757	1277.89	390	84.17	6193	1037.22	572825	5897.03
27	PURBI CHAMPARAN	101357	1160.96	124635	928.24	65408	385.79	37	2.93	3884	214.14	229913	2306.27
28	PURNIA	57143	647.96	58119	570.36	29320	206.45	95	32.78	1166	218.75	116523	1469.85
29	ROHTAS	26479	509.12	44271	512.35	16899	139.13	31	7.01	1306	147.48	72087	1175.96
30	SAHARSA	28357	347.54	25098	215.62	10300	67.15	4	0.80	2426	69.01	55885	632.97
31	SAMASTIPUR	49409	379.45	79243	844.06	31876	290.79	41	35.01	1931	199.94	130624	1458.46
32	SARAN	51060	652.19	84243	643.86	58811	350.96	9	1.78	2817	71.85	138129	1369.68
33	SHEIKHPURA	7188	67.95	9604	87.19	4879	43.81	10	0.52	162	9.51	16964	165.17
34	SHEOHAR	11717	117.18	9315	90.70	4394	41.54	4	0.05	498	13.16	21534	221.09
35	SITAMARHI	45375	450.63	36410	343.66	12889	117.33	49	5.40	2808	67.44	84642	867.13
36	SIWAN	45477	481.90	233105	1355.16	54284	341.30	38	1.18	1648	77.78	280268	1916.02
37	SUPAUL	31521	348.09	27992	246.16	10059	78.80	10	1.60	1555	43.37	61078	639.22
38	VAISHALI	65300	942.18	497732	2447.29	47252	329.37	37	3.01	4589	192.03	567658	3584.51
TOTAL		1344637	16173.65	3142436	23702.04	1156440	8037.64	1600	346.62	61249	4826.41	4549922	45048.72

STATE LEVEL BANKERS' COMMITTEE BIHAR

CONVENOR : STATE BANK OF INDIA

BANK WISE TOTAL ACP - Agriculture Outstanding AS ON 31.12.2024

No. in Actual and Amount in Crore

S.N.	Name of Bank	Agriculture Outstanding											
		Farm Credit				Out of Farm Credit, total allied activities		Agri. Infrastructure		Ancillary Activities		Total Agriculture (PS)	
		Crop Loan		Term Loan		A/c	Amt	A/c	Amt	A/c	Amt	A/c	Amt
		A/c	Amt	A/c	Amt								
LEAD BANKS													
1	STATE BANK OF INDIA	371258	3636.5	298412	4297.01	2535	59.95	10	22.84	3311	645.29	672991	8601.63
2	BANK OF BARODA	68416	935.47	46159	1326.79	32278	949.68	693	66.49	5789	549.96	121057	2878.71
3	CANARA BANK	100049	1481.72	16733	244.38	11234	158.15	378	98.03	5360	500.93	122520	2325.06
4	CENTRAL BANK OF INDIA	304632	4910.3	32879	409.98	74017	1930.93	195	24.81	1825	311.28	339531	5656.38
5	PUNJAB NATIONAL BANK	304261	2954.53	84640	1556.42	25179	363.83	1528	236.02	11220	1268.57	401649	6015.53
6	UNION BANK OF INDIA	69630	704.88	26456	385.31	16101	210.93	117	28.85	3093	262.51	99296	1381.56
7	UCO BANK	171109	1426.73	16476	102.64	2157	10.4	105	65.3	305	28.14	187995	1622.8
OTHER BANKS													
8	BANK OF INDIA	120669	752.17	48843	855.29	17371	254.82	72	31.65	38400	1629.99	207984	3269.1
9	BANK OF MAHARASHTRA	514	18.2	2279	57.87	89	1.91	230	20.44	731	85.48	3754	181.99
10	INDIAN BANK	81104	757.03	15187	412.42	14017	387.61	77	34.17	1429	397.99	97797	1601.61
11	INDIAN OVERSEAS BANK	3287	46	1625	34.98	4912	80.98	16	2.31	323	81.9	5251	165.18
12	PUNJAB AND SIND BANK	190	5.08	164	8.23	59	2.13	3	0.3	76	8.66	433	22.28
Total Public Sector Bank		1595119	17628.61	589853	9691.31	199949	4411.32	3424	631.21	71862	5770.71	2260258	33721.84
PRIVATE BANKS													
13	AXIS BANK	8682	1002.25	266359	792.1	175730	327.85	8	4.3	483	713.51	275532	2512.16
14	BANDHAN BANK	2	0.11	325709	1523.62	325709	1523.62	6	0.2	22216	165.76	347933	1689.7
15	FEDERAL BANK	30099	165.79	5	0.49	22964	48.92	2	3.03	448	12.77	30554	182.08
16	HDFC BANK	2373	82.95	610695	2781.74	352733	1013.72	81	64.21	538	560.93	613687	3489.83
17	ICICI BANK	4294	263.98	61898	852.33	54922	665.03	0	0	198	176.94	66390	1293.25
18	IDBI BANK	8425	100.34	66681	355.15	708	10.21	23	7.23	355	30.81	75484	493.52
19	INDUSIND BANK	290921	603.22	2187438	5614.84	153388	688.52	0	0	0	0	2478359	6218.06
20	J & K BANK	1	0	1	0.01	1	0.01	0	0	0	0	2	0.01
21	KARNATAKA BANK	6	0.03	0	0	0	0	2	0.48	3	4.66	11	5.17
22	KOTAK MAHINDRA BANK	532	0.19	527260	1725.35	513594	1300.21	0	0	0	0	527792	1725.55
23	SOUTH INDIAN BANK	73	1.57	0	0	73	1.57	0	0	0	0	73	1.57
24	YES BANK	0	0	51479	157	51479	157	0	0	14	6.32	51493	163.32
25	KARUR VYSYA BANK	0	0	0	0	0	0	0	0	0	0	0	0
26	IDFC FIRST BANK	0	0	166102	433.61	151421	399.22	0	0	0	0	166102	433.61
27	RBL BANK	0	0	1009893	2400.73	642245	1438.65	0	0	2148	92.47	1012041	2493.2
Total Private Sector Bank		345408	2220.44	5273520	16636.96	2444967	7574.54	122	79.46	26403	1764.18	5645453	20701.02
Total COMM. BANKS		1940527	19849.05	5863373	26328.26	2644916	11985.86	3546	710.66	98265	7534.88	7905711	54422.86
CO-OPERATIVE BANKS													
28	STATE CO-OP. BANK	351692	3603.43	48462	488.67	142	0.47	33	1.39	3	0.01	400190	4093.5
Total Cooperative Bank		351692	3603.43	48462	488.67	142	0.47	33	1.39	3	0.01	400190	4093.5
REGIONAL RURAL BANKS													
29	DAKSHIN BIHAR GRAMIN BANK	974052	9705.52	56208	321.2	42448	130.81	0	0	0	0	1030260	10026.72
30	UTTAR BIHAR GRAMIN BANK	952565	9184.68	167521	2673.11	93358	1688.08	219	3.61	1154	15.96	1121459	11877.37
Total Region Rural Bank		1926617	18890.2	223729	2994.3	135806	1818.89	219	3.61	1154	15.96	2151719	21904.08
SMALL FINANCE BANK													
31	JANA SMALL FIN. BANK	0	0	198829	565.72	175800	503.53	0	0	0	0	198829	565.72
32	UJJIVAN SMALL FIN. BANK	59	0.24	349543	1202.51	60903	181.46	0	0	0	0	349602	1202.75
33	UTKARSH SMALL FIN. BANK	0	0	681994	2303.98	618907	2108.52	0	0	0	0	681994	2303.98
34	ESAF SMALL FIN. BANK	0	0	49735	148.35	49735	148.35	0	0	0	0	49735	148.35
35	UNITY SMALL FINANCE BANK	0	0	114348	331.46	81171	248.08	0	0	0	0	114348	331.46
Total Small Financial Bank		59	0.24	1394449	4552.02	986516	3189.95	0	0	0	0	1394508	4552.26
TOTAL FOR BIHAR		4218895	42342.92	7530013	34363.25	3767380	16995.16	3798	715.67	99422	7550.85	11852128	84972.7

STATE LEVEL BANKERS' COMMITTEE BIHAR

CONVENOR : STATE BANK OF INDIA

DISTRICT WISE ACP - Agriculture Outstanding AS ON 31.12.2024

No. in Actual and Amount in Crore

Sr. No.	Name of Bank	Agriculture Outstanding											
		Farm Credit				Out of Farm Credit, total allied activities		Agri. Infrastructure		Ancillary Activities		Total Agriculture (PS)	
		Crop Loan		Term Loan		A/c	Amt	A/c	Amt	A/c	Amt	A/c	Amt
		A/c	Amt	A/c	Amt								
1	ARARIA	93955	1041.65	114330	772.89	69798	374.17	42	15.88	1470	113.74	209797	1944.15
2	ARWAL	27233	274.99	11997	75.56	6261	34.08	10	4.4	509	26.03	39749	380.97
3	AURANGABAD	105444	1148.55	70028	448.57	38837	167.08	84	12.5	1351	129.44	176907	1739.07
4	BANKA	83490	711.32	63078	325.08	51548	209.63	49	6.55	1527	66.27	148144	1109.21
5	BEGUSARAI	178714	1633.55	186504	936.39	133947	545.47	90	43.7	3116	230.75	368424	2844.38
6	BHAGALPUR	107017	999.73	122034	684.3	67144	319.02	73	17.31	2999	129.31	232123	1830.66
7	BHOJPUR	113163	845.66	185780	737.86	66583	261.18	164	16.66	1296	101.89	300403	1702.08
8	BUXAR	83205	760.39	52117	280.74	29436	120.58	75	6.21	1314	141.84	136711	1189.18
9	DARBHANGA	70223	778.09	262228	1183.17	221866	894.18	145	7.39	3794	172.37	336390	2141.02
10	GAYA	162160	1530.14	509890	1834.1	99149	491.91	207	10.61	5278	441.43	677535	3816.29
11	GOPALGANJ	137236	1456.09	125728	655.71	117499	594.63	28	0.72	1359	56.67	264351	2169.19
12	JAMUI	101628	840.26	30596	212.2	23631	115.65	24	2.51	901	90.13	133149	1145.1
13	JEHANABAD	36697	394.01	21221	188.34	8134	60.94	23	0.64	962	75.05	58903	658.04
14	KAIMUR (BHABUA)	77722	972.73	38328	262.33	23172	95.02	69	8.82	1341	196.87	117460	1440.75
15	KATI HAR	97217	1212.02	194317	1120.34	174367	1062.07	86	26.2	2404	139.88	294024	2498.43
16	KHAGARIA	110165	889.66	66669	416.45	55222	244.35	24	12.72	1191	41.22	178049	1360.05
17	KISHANGANJ	70311	755.41	69340	564.09	45721	304.7	23	33.98	2208	52.74	141882	1406.23
18	LAKHISARAI	56474	499.95	23659	137.13	19444	86.07	36	1.21	806	37.81	80975	676.09
19	MADHEPURA	48915	683.4	164718	788.36	132758	431.42	67	7.54	1558	53.84	215258	1533.14
20	MADHUBANI	114143	1142.23	197975	1089.01	103557	451.89	167	14.01	2397	92.74	314682	2337.99
21	MUNGER	56606	439.45	31138	163.83	26706	116.82	19	3.93	976	64.75	88739	671.97
22	MUZAFFARPUR	202846	1949	383432	1921.86	260683	1080.65	362	40.15	7838	627.29	594478	4538.3
23	NALANDA	116976	1095.05	58605	490.96	36806	203.66	98	13.17	1840	219.32	177519	1818.49
24	NAWADA	105513	935.05	41047	345.36	24436	117.1	61	3.05	1659	76.16	148280	1359.63
25	PASHCHIM CHAMPARAN	156880	1506.77	158849	1000.7	110391	559.42	84	19.68	1817	168.93	317630	2696.08
26	PATNA	158594	3208.31	1547635	5187.84	755993	2418.8	564	127.82	10952	1868.36	1717745	10392.34
27	PURBI CHAMPARAN	251342	2368.55	259984	1615.95	181995	995.37	51	18.25	5039	357.78	516416	4360.53
28	PURNIA	121591	1275.64	148278	1108.31	98099	529.87	292	84.94	2399	305.89	272560	2774.78
29	ROHTAS	129310	1636.45	64175	406.37	39716	175.04	165	32.33	2447	284.26	196097	2359.41
30	SAHARSA	58681	688.58	79314	573.58	46760	207.24	25	4.13	3000	137.02	141020	1403.32
31	SAMASTIPUR	217122	1927.26	182065	985.27	113285	565.68	115	68.34	3520	208.58	402822	3189.45
32	SARAN	98667	1332.21	214038	1124.72	180756	758.94	33	3.73	4037	117.1	316775	2577.77
33	SHEIKHPURA	38179	354.48	12410	70.2	10752	70.19	15	0.62	397	26.35	51001	451.66
34	SHEOHAR	24033	218.67	21580	225.63	12277	124.65	5	0.83	672	24.03	46290	469.16
35	SITAMARHI	95752	921.63	93876	806.74	51655	458.64	77	10.67	3857	120.18	193562	1859.22
36	SIWAN	149874	1276.05	552484	1941.94	167012	817.74	166	13.94	2717	189.45	705241	3421.38
37	SUPAUL	79118	789.71	51912	519.07	32615	226.35	31	2.14	2583	66.73	133644	1377.65
38	VAISHALI	282699	1850.22	1118654	3162.31	129369	704.95	149	18.38	5891	298.64	1407393	5329.56
	TOTAL	4218895	42342.92	7530013	34363.25	3767380	16995.16	3798	715.67	99422	7550.85	11852128	84972.7

STATE LEVEL BANKERS' COMMITTEE BIHAR

CONVENOR : STATE BANK OF INDIA

BANK WISE TOTAL ACP - Agriculture NPA Outstanding AS ON 31.12.2024

No. in Actual and Amount in Crore

Sr. No.	Name of Bank	Agriculture NPA Outstanding											
		Farm Credit				Out of Farm Credit, total allied activities		Agri. Infrastructure		Ancillary Activities		Total Agriculture (PS)	
		Crop Loan		Term Loan		A/c	Amt	A/c	Amt	A/c	Amt	A/c	Amt
		A/c	Amt	A/c	Amt								
	LEAD BANKS												
1	STATE BANK OF INDIA	187555	1363.31	16976	100.59	1562	13.17	1	0	755	18.58	205287	1482.48
2	BANK OF BARODA	22206	194.25	2420	37.62	1461	21.43	39	3.53	514	47.68	25179	283.08
3	CANARA BANK	28597	263.13	4205	53.55	70	1.37	72	1.2	699	55.14	33573	373.02
4	CENTRAL BANK OF INDIA	183662	1345.28	29958	200.56	5999	68.09	156	4.27	494	48.75	214270	1598.86
5	PUNJAB NATIONAL BANK	197874	1626.19	34723	324.76	8751	88.52	486	30.3	1780	151.1	234863	2132.35
6	UNION BANK OF INDIA	26936	230.34	6756	79.61	1779	17.2	7	7.43	402	63.13	34101	380.51
7	UCO BANK	78354	483.16	13863	74.4	2022	10.35	30	0.4	56	2.45	92303	560.41
	OTHER BANKS												
8	BANK OF INDIA	75241	447.55	6952	48.12	3214	25.6	16	0.21	827	47.76	83036	543.64
9	BANK OF MAHARASHTRA	43	0.83	16	0.24	4	0.03	0	0	57	1.22	116	2.29
10	INDIAN BANK	64279	547.67	5037	65.2	2113	30.99	39	1.04	346	17.57	69701	631.48
11	INDIAN OVERSEAS BANK	1718	17.54	160	3.13	1878	20.7	0	0	41	1.16	1919	21.83
12	PUNJAB AND SIND BANK	33	2.32	21	1.65	13	1.5	0	0	15	2.33	69	6.3
	Total Public Sector Bank	866498	6521.57	121087	989.43	28866	298.95	846	48.38	5986	456.87	994417	8016.25
	PRIVATE BANKS												
13	AXIS BANK	385	27.41	27528	84.76	19375	38.77	0	0	40	43.41	27953	155.58
14	BANDHAN BANK	0	0	21335	63.57	21335	63.57	1	0.06	2312	13.08	23648	76.71
15	FEDERAL BANK	2190	4.99	1	0.09	2181	4.87	0	0	23	0.35	2214	5.43
16	HDFC BANK	460	15.18	16966	80.84	11132	28.04	1	0.05	21	12.49	17448	108.56
17	ICICI BANK	1335	55.23	1397	22.79	1069	9.9	0	0	1	1.79	2733	79.81
18	IDBI BANK	3980	33.73	309	7.7	233	1.41	1	0.05	43	1.44	4333	42.92
19	INDUSIND BANK	0	0	40544	580.15	31505	488.82	0	0	0	0	40544	580.15
20	J & K BANK	0	0	0	0	0	0	0	0	0	0	0	0
21	KARNATAKA BANK	0	0	0	0	0	0	0	0	0	0	0	0
22	KOTAK MAHINDRA BANK	37	0.11	26875	112.69	24060	61.63	0	0	0	0	26912	112.8
23	SOUTH INDIAN BANK	0	0	0	0	0	0	0	0	0	0	0	0
24	YES BANK	0	0	2335	6	2335	6	0	0	0	0	2335	6
25	KARUR VYSYA BANK	0	0	0	0	0	0	0	0	0	0	0	0
26	IDFC FIRST BANK	0	0	12605	27.48	9339	25.53	0	0	0	0	12605	27.48
27	RBL BANK	0	0	100093	213.65	67065	141.73	0	0	95	4.64	100188	218.29
	Total Private Sector Bank	8387	136.65	249988	1199.72	189629	870.27	3	0.16	2535	77.2	260913	1413.73
	Total COMM. BANKS	874885	6658.22	371075	2189.15	218495	1169.22	849	48.54	8521	534.07	1255330	9429.98
	CO-OPERATIVE BANKS												
28	STATE CO-OP. BANK	178466	425.25	334	16.28	26	31.74	30	0.9	0	0	178830	442.43
	Total Cooperative Bank	178466	425.25	334	16.28	26	31.74	30	0.9	0	0	178830	442.43
	REGIONAL RURAL BANKS												
29	DAKSHIN BIHAR GRAMIN BANK	370350	3075.35	47799	212.05	41416	123.65	0	0	0	0	418149	3287.4
30	UTTAR BIHAR GRAMIN BANK	198834	1490.88	16346	68.92	2758	16.26	137	0.33	94	0.53	215411	1560.66
	Total Region Rural Bank	569184	4566.23	64145	280.97	44174	139.91	137	0.33	94	0.53	633560	4848.06
	SMALL FINANCE BANK												
31	JANA SMALL FIN. BANK	0	0	6504	15.41	5635	13.38	0	0	0	0	6504	15.41
32	UJJIVAN SMALL FIN. BANK	0	0	6749	10.85	3405	4.89	0	0	0	0	6749	10.85
33	UTKARSH SMALL FIN. BANK	0	0	57317	199.95	50182	177.53	0	0	0	0	57317	199.95
34	ESAF SMALL FIN. BANK	0	0	6566	15.64	6566	15.64	0	0	0	0	6566	15.64
35	UNITY SMALL FINANCE BANK	0	0	4850	13.19	3128	8.51	0	0	0	0	4850	13.19
	Total Small Financial Bank	0	0	81986	255.04	68916	219.95	0	0	0	0	81986	255.04
	TOTAL FOR BIHAR	1622535	11649.7	517540	2741.44	331611	1560.82	1016	49.77	8615	534.6	2149706	14975.51

STATE LEVEL BANKERS' COMMITTEE BIHAR

CONVENOR : STATE BANK OF INDIA

DISTRICT WISE ACP - Agriculture NPA Outstanding AS ON 31.12.2024

No. in Actual and Amount in Crore

Sr. No.	Name of Bank	Agriculture NPA Outstanding											
		Farm Credit				Out of Farm Credit, total allied activities		Agri. Infrastructure		Ancillary Activities		Total Agriculture (PS)	
		Crop Loan		Term Loan		A/c	Amt	A/c	Amt	A/c	Amt	A/c	Amt
		A/c	Amt	A/c	Amt								
1	ARARIA	38023	259.15	11024	59.27	3879	29.08	9	4.14	106	1.28	49162	323.84
2	ARWAL	13078	81.27	2629	18.28	1655	8.90	3	0.13	108	2.13	15818	101.81
3	AURANGABAD	56752	461.63	10272	68.88	7017	37.14	27	0.38	174	8.36	67225	539.25
4	BANKA	43314	241.51	8966	48.39	5254	23.91	36	0.11	102	2.27	52418	292.28
5	BEGUSARAI	58050	385.88	15284	98.20	10721	61.04	13	0.76	492	7.75	73839	492.59
6	BHAGALPUR	42564	274.53	11169	58.71	6666	27.61	15	0.40	203	4.70	53951	338.34
7	BHOJPUR	41470	293.74	12280	63.75	9519	29.09	15	0.06	191	5.15	53956	362.70
8	BUXAR	46157	386.77	11495	60.20	8584	32.44	28	0.54	180	4.44	57860	451.95
9	DARBHANGA	13277	93.92	15583	81.09	12671	58.78	11	0.66	144	5.05	29015	180.72
10	GAYA	72738	539.90	24724	114.72	9240	46.56	145	1.39	318	8.28	97925	664.29
11	GOPALGANJ	43799	291.43	12143	59.50	9712	40.66	5	0.17	155	3.69	56102	354.79
12	JAMUI	54013	367.52	5720	33.58	3373	18.77	1	0.00	87	1.44	59821	402.54
13	JEHANABAD	18528	140.70	4726	48.31	2145	11.73	10	0.07	104	3.75	23368	192.83
14	KAIMUR (BHABUA)	41665	378.08	7055	46.64	3948	24.14	17	0.52	236	34.02	48973	459.26
15	KATI HAR	37239	269.96	9564	58.36	6460	32.22	26	0.28	214	4.42	47043	333.02
16	KHAGARIA	46259	259.28	11492	77.04	7878	44.46	0	0.00	146	2.31	57897	338.63
17	KISHANGANJ	26740	192.33	4082	17.90	1127	8.98	6	0.06	123	1.79	30951	212.08
18	LAKHISARAI	30027	206.43	4222	26.86	2185	12.36	2	0.01	84	1.15	34335	234.45
19	MADHEPURA	23024	194.81	8229	46.12	5180	23.33	43	0.66	122	2.33	31418	243.92
20	MADHUBANI	28376	184.55	11717	72.39	7301	37.50	29	0.29	168	2.90	40290	260.13
21	MUNGER	28235	165.71	4871	24.39	3356	15.26	7	0.06	127	2.01	33240	192.17
22	MUZAFFARPUR	64356	404.45	39023	182.00	26313	103.74	41	0.22	423	10.11	103843	596.78
23	NALANDA	58247	415.16	13230	87.15	8490	45.94	20	1.81	174	7.79	71671	511.91
24	NAWADA	44732	308.76	10219	63.74	6290	23.37	24	1.11	191	15.04	55166	388.65
25	PASHCHIM CHAMPARAN	46168	327.64	17382	86.80	10984	57.60	6	4.65	188	16.80	63744	435.89
26	PATNA	63704	512.06	97887	330.81	67401	202.46	60	12.38	1311	227.53	162962	1082.78
27	PURBI CHAMPARAN	81108	613.24	19279	88.79	12938	70.98	4	0.05	234	10.71	100625	712.79
28	PURNIA	53026	363.75	12451	67.66	6691	29.58	83	11.48	177	23.77	65737	466.66
29	ROHTAS	67242	669.09	12089	85.64	8177	73.38	86	1.73	404	32.62	79821	789.08
30	SAHARSA	25563	189.32	5120	36.84	2831	19.53	5	0.30	186	4.24	30874	230.70
31	SAMASTIPUR	83971	559.80	18607	115.54	13571	76.38	17	0.84	286	6.79	102881	682.97
32	SARAN	40839	293.91	17094	109.94	11867	60.88	16	0.57	281	5.15	58230	409.57
33	SHEIKHPURA	15647	104.40	1822	12.57	1283	5.93	0	0.00	32	0.74	17501	117.71
34	SHEOHAR	11176	61.78	2377	14.09	948	7.71	0	0.00	51	0.99	13604	76.86
35	SITAMARHI	42583	295.97	9318	77.79	5995	44.37	3	0.12	130	2.63	52034	376.51
36	SIWAN	29296	223.00	17101	67.88	10822	41.55	87	2.78	170	44.17	46654	337.83
37	SUPAUL	36489	268.91	5985	40.66	2586	19.93	11	0.31	415	2.85	42900	312.73
38	VAISHALI	55060	369.36	11309	90.96	6553	53.53	105	0.73	378	13.45	66852	474.50
TOTAL		1622535	11649.70	517540	2741.44	331611	1560.82	1016	49.77	8615	534.60	2149706	14975.51

STATE LEVEL BANKERS' COMMITTEE BIHAR

CONVENOR : STATE BANK OF INDIA

BANK WISE TOTAL KCC FY 2024-25 QUARTER 3 AS ON 31.12.2024

No. in Actual and Amount in Crore

SR.	Name of Bank	NO. OF KCC ISSUED DURING QUARTER (Including renewal)	AMOUNT DISBURSED DURING QUARTER	TOTAL NO. OF KCC AS ON END OF CURRENT QUARTER	OUTSTANDING Amount. AS ON END OF CURRENT QUARTER	Out of TOTAL NO. OF KCC , Number of Rupay Card Issued	KCC CARD ACTIVATED	NO. OF KCC ISSUED DURING Fin Year (Including renewal)	AMOUNT DISBURSED Fin Year
	LEAD BANKS								
1	STATE BANK OF INDIA	22751	412.36	280275	2068.12	0	0	58312	993.47
2	BANK OF BARODA	5066	173.55	55886	524.58	1	0	14982	356.53
3	CANARA BANK	2323	32.1	68234	622.36	13933	13933	7244	102.22
4	CENTRAL BANK OF INDIA	2933	16.26	232320	1736.65	212374	87156	23264	172.09
5	PUNJAB NATIONAL BANK	3173	114.25	219726	1664.06	40606	3933	12749	375.2
6	UNION BANK OF INDIA	24777	92.19	78181	643.67	24976	1168	47977	283.13
7	UCO BANK	1736	13.1	141933	817.19	4930	4930	4625	33.96
	OTHER BANKS								
8	BANK OF INDIA	7244	32.27	100027	609.12	26719	13714	26339	133.07
9	BANK OF MAHARASHTRA	1	0.01	110	1.45	15	15	9	0.14
10	INDIAN BANK	29	0.32	66710	621.39	14557	13605	85	1.01
11	INDIAN OVERSEAS BANK	133	1.93	2993	35.21	2397	442	438	6.39
12	PUNJAB AND SIND BANK	2	0.01	131	2.96	41	32	9	0.06
	Total Public Sector Bank	70168	888.35	1246526	9346.76	340549	138928	196033	2457.27
	PRIVATE BANKS								
13	AXIS BANK	7163	362.47	8491	986.98	4303	4141	20260	1000.45
14	BANDHAN BANK	0	0	0	0	0	0	0	0
15	FEDERAL BANK	37	0.39	81	1.35	0	0	87	1.01
16	HDFC BANK	49812	375.48	609548	2481.74	534876	485	201301	1385.93
17	ICICI BANK	604	13.37	3998	181.3	3638	604	1876	40.43
18	IDBI BANK	177	0.58	3795	41.99	3795	3795	840	3.09
19	INDUSIND BANK	0	0	0	0	0	0	0	0
20	J & K BANK	0	0	1	0	0	0	0	0
21	KARNATAKA BANK	1	0.02	1	0.03	0	0	3	0.09
22	KOTAK MAHINDRA BANK	0	0	0	0	0	0	0	0
23	SOUTH INDIAN BANK	0	0	0	0	0	0	0	0
24	YES BANK	0	0	0	0	0	0	0	0
25	KARUR VYSYA BANK	0	0	0	0	0	0	0	0
26	IDFC FIRST BANK	0	0	0	0	0	0	0	0
27	RBL BANK	0	0	0	0	0	0	0	0
	Total Private Sector Bank	57794	752.31	625915	3693.39	546612	9025	224367	2431
	Total COMM. BANKS	127962	1640.66	1872441	13040.15	887161	147953	420400	4888.27
	CO-OPERATIVE BANKS								
28	STATE CO-OP. BANK	9062	39	366085	709.85	36392	13943	32481	113.41
	Total Cooperative Bank	9062	39	366085	709.85	36392	13943	32481	113.41
	REGIONAL RURAL BANKS								
29	DAKSHIN BIHAR GRAMIN BANK	30513	446.45	729070	5354.06	8	195391	65611	664.1
30	UTTAR BIHAR GRAMIN BANK	189012	1421.07	888729	8482.78	525179	4207	371725	2644.96
	Total Region Rural Bank	219525	1867.52	1617799	13836.84	525187	199598	437336	3309.06
	SMALL FINANCE BANK								
31	JANA SMALL FIN. BANK	0	0	0	0	0	0	0	0
32	UJJIVAN SMALL FIN. BANK	25	0.24	84	0.39	0	0	68	0.54
33	UTKARSH SMALL FIN. BANK	0	0	0	0	0	0	0	0
34	ESAF SMALL FIN. BANK	0	0	0	0	0	0	0	0
35	UNITY SMALL FINANCE BANK	0	0	0	0	0	0	0	0
	Total Small Financial Bank	25	0.24	84	0.39	0	0	68	0.54
	TOTAL FOR BIHAR	356574	3547.42	3856409	27587.23	1448740	361494	890285	8311.28

STATE LEVEL BANKERS' COMMITTEE BIHAR									
CONVENOR : STATE BANK OF INDIA									
DISTRICT WISE KCC FY 2024-25 QUARTER 3 AS ON 31.12.2024									
No. in Actual and Amount in Crore									
SR.NO.	Name of District	NO. OF KCC ISSUED DURING QUARTER (Including renewal)	AMOUNT DISBURSED DURING QUARTER	TOTAL NO. OF KCC AS ON END OF CURRENT QUARTER	OUTSTANDING Amount. AS ON END OF CURRENT QUARTER	Out of TOTAL NO. OF KCC , Number of Rupay Card Issued	KCC CARD ACTIVATED	NO. OF KCC ISSUED DURING Fin Year (Including renewal)	AMOUNT DISBURSED Fin Year
1	ARARIA	10542	140.64	114679	852.50	63598	6062.00	31255	354.78
2	ARWAL	509	4.73	17728	97.17	1417	6754.00	1149	10.72
3	AURANGABAD	2780	34.99	91502	605.01	25540	29610.00	9071	99.54
4	BANKA	2539	27.19	69904	379.50	10490	2690.00	7470	62.23
5	BEGUSARAI	10077	106.75	169305	993.31	30078	5506.00	31854	270.02
6	BHAGALPUR	6653	92.57	97840	622.03	16448	2146.00	17731	208.74
7	BHOJPUR	3120	33.94	72907	449.43	3598	19230.00	7280	70.60
8	BUXAR	2091	33.99	72471	551.39	7730	20647.00	6431	82.57
9	DARBHANGA	18720	119.27	90140	568.13	49368	2467.00	41276	253.99
10	GAYA	4567	68.77	125083	775.29	28161	24540.00	13836	151.52
11	GOPALGANJ	16787	136.27	131266	1044.76	75768	6962.00	34855	278.50
12	JAMUI	4182	58.70	87339	620.52	5769	2272.00	10416	103.92
13	JEHANABAD	957	19.53	24268	178.24	1829	7308.00	2364	43.64
14	KAIMUR (BHABUA)	2840	58.21	65051	506.64	12511	13748.00	8625	167.05
15	KATIHAR	10299	98.81	96334	796.03	52500	8464.00	27186	269.38
16	KHAGARIA	6951	53.06	76307	545.79	20743	1947.00	18812	137.39
17	KISHANGANJ	9116	90.73	81898	644.45	47196	2962.00	25000	214.20
18	LAKHISARAI	1834	24.27	48219	342.77	2885	696.00	4604	49.63
19	MADHEPURA	5875	54.84	62874	486.21	44135	4597.00	17446	149.98
20	MADHUBANI	18676	145.18	186982	1181.79	100197	8803.00	45635	317.35
21	MUNGER	2745	35.53	49469	291.68	5470	2027.00	5773	62.09
22	MUZAFFARPUR	30511	226.60	194516	1410.81	91069	7396.00	68258	525.74
23	NALANDA	3386	37.63	98989	594.11	13370	24908.00	7863	88.53
24	NAWADA	4210	63.97	85839	562.77	4933	21850.00	9753	119.69
25	PASHCHIM CHAMPARAN	23477	197.57	184552	1369.30	92741	2556.00	60010	507.27
26	PATNA	3215	68.66	91399	677.67	14389	20005.00	9291	182.37
27	PURBI CHAMPARAN	28754	258.17	264658	1939.22	131689	17199.00	74163	635.05
28	PURNIA	16485	208.97	133422	1113.42	70214	8729.00	40788	506.90
29	ROHTAS	4058	65.47	104914	821.39	13928	30203.00	10947	177.60
30	SAHARSA	7689	86.39	71082	568.49	42281	3249.00	19215	194.09
31	SAMASTIPUR	15865	181.99	214196	1377.71	50738	10317.00	46657	415.32
32	SARAN	14815	129.79	92210	815.50	47782	5667.00	29430	253.97
33	SHEIKHPURA	1746	26.86	30924	220.01	2160	1012.00	3910	54.58
34	SHEOHAR	3987	40.19	29045	197.16	14602	1065.00	9209	92.55
35	SITAMARHI	12783	108.23	116213	820.98	61168	3947.00	33118	260.92
36	SIWAN	10920	87.00	99275	791.69	62436	4383.00	29560	236.04
37	SUPAUL	8407	75.50	76153	687.33	46837	7067.00	20556	181.72
38	VAISHALI	24406	246.46	137456	1087.03	82972	12503.00	49488	521.10
TOTAL		356574	3547.42	3856409	27587.23	1448740	361494.00	890285	8311.28

STATE LEVEL BANKERS' COMMITTEE BIHAR

CONVENOR : STATE BANK OF INDIA

BANK WISE TOTAL KCC FOR ANIMAL HUSBANDARY FY 2024-25 QUARTER 3 AS ON 31.12.2024

No. in Actual and Amount in Crore

SR.NO.	Name of Bank	NO. OF KCC for Animal husbandary ISSUED DURING QUARTER (Including renewal)	AMOUNT DISBURSED DURING QUARTER	TOTAL NO. OF KCC for Animal husbandary AS ON END OF CURRENT QUARTER	OUTSTANDING Amount. AS ON END OF CURRENT QUARTER	Out of TOTAL NO. OF KCC for Animal husbandary , Number of Rupay Card Issued	KCC CARD ACTIVATED	NO. OF KCC for Animal husbandary ISSUED DURING Fin Year (Including renewal)	AMOUNT DISBURSED Fin Year
	LEAD BANKS								
1	STATE BANK OF INDIA	5074	59.42	12940	111.68	0	0	10404	124.54
2	BANK OF BARODA	764	23.52	3562	40.33	0	0	2115	47.13
3	CANARA BANK	634	8.15	8853	98.63	3633	3633	1791	23.04
4	CENTRAL BANK OF INDIA	112	1.86	1368	19.15	741	434	774	15.7
5	PUNJAB NATIONAL BANK	13	0.3	217	2.14	1	10	42	0.96
6	UNION BANK OF INDIA	7538	40.45	11863	139.93	346	312	13854	110.29
7	UCO BANK	149	2.3	4599	43.09	63	63	392	7.18
	OTHER BANKS								
8	BANK OF INDIA	2069	4.47	4315	34.04	3901	3081	7232	19.47
9	BANK OF MAHARASHTRA	60	1.05	63	0.95	0	0	112	1.98
10	INDIAN BANK	11	0.14	2641	31.15	94	66	36	0.48
11	INDIAN OVERSEAS BANK	108	1.62	127	1.56	6	3	195	2.88
12	PUNJAB AND SIND BANK	13	0.09	44	0.59	9	2	36	0.27
	Total Public Sector Bank	16545	143.37	50592	523.24	8794	7604	36983	353.92
	PRIVATE BANKS								
13	AXIS BANK	7	0.21	7	0.21	4	4	7	0.21
14	BANDHAN BANK	0	0	0	0	0	0	0	0
15	FEDERAL BANK	0	0	0	0	0	0	0	0
16	HDFC BANK	36	4.33	805	41.54	798	107	693	36.93
17	ICICI BANK	0	0	0	0	0	0	0	0
18	IDBI BANK	2	0.04	4	0.04	4	4	3	0.04
19	INDUSIND BANK	0	0	0	0	0	0	0	0
20	J & K BANK	0	0	1	0.01	0	0	0	0
21	KARNATAKA BANK	0	0	0	0	0	0	0	0
22	KOTAK MAHINDRA BANK	0	0	0	0	0	0	0	0
23	SOUTH INDIAN BANK	0	0	0	0	0	0	0	0
24	YES BANK	0	0	0	0	0	0	0	0
25	KARUR VYSYA BANK	0	0	0	0	0	0	0	0
26	IDFC FIRST BANK	0	0	0	0	0	0	0	0
27	RBL BANK	0	0	0	0	0	0	0	0
	Total Private Sector Bank	45	4.58	817	41.8	806	115	703	37.18
	Total COMM. BANKS	16590	147.95	51409	565.04	9600	7719	37686	391.1
	CO-OPERATIVE BANKS								
28	STATE CO-OP. BANK	0	0	0	0	0	0	0	0
	Total Cooperative Bank	0	0	0	0	0	0	0	0
	REGIONAL RURAL BANKS								
29	DAKSHIN BIHAR GRAMIN BANK	658	5.76	5866	32.25	8	0	1206	8.28
30	UTTAR BIHAR GRAMIN BANK	6145	55.29	29443	534.16	613	0	9258	63.91
	Total Region Rural Bank	6803	61.05	35309	566.41	621	0	10464	72.19
	SMALL FINANCE BANK								
31	JANA SMALL FIN. BANK	0	0	0	0	0	0	0	0
32	UJJIVAN SMALL FIN. BANK	0	0	0	0	0	0	0	0
33	UTKARSH SMALL FIN. BANK	0	0	0	0	0	0	0	0
34	ESAF SMALL FIN. BANK	0	0	0	0	0	0	0	0
35	UNITY SMALL FINANCE BANK	0	0	0	0	0	0	0	0
	Total Small Financial Bank	0	0	0	0	0	0	0	0
	TOTAL FOR BIHAR	23393	209	86718	1131.45	10221	7719	48150	463.29

STATE LEVEL BANKERS' COMMITTEE BIHAR

CONVENOR : STATE BANK OF INDIA

DISTRICT WISE KCC FOR ANIMAL HUSBANDARY FY 2024-25 QUARTER 3 AS ON 31.12.2024

No. in Actual and Amount in Crore

SR.NO.	Name of District	NO. OF KCC for Animal husbandary ISSUED DURING QUARTER (Including renewal)	AMOUNT DISBURSED DURING QUARTER	TOTAL NO. OF KCC for Animal husbandary AS ON END OF CURRENT QUARTER	OUTSTANDING Amount. AS ON END OF CURRENT QUARTER	Out of TOTAL NO. OF KCC for Animal husbandary , Number of Rupay Card Issued	KCC CARD ACTIVATED	NO. OF KCC for Animal husbandary ISSUED DURING Fin Year (Including renewal)	AMOUNT DISBURSED Fin Year
1	ARARIA	804	7.33	2301	19.46	150	135	1680	14.92
2	ARWAL	54	0.4	152	1.31	24	16	112	0.95
3	AURANGABAD	75	1.1	416	3.7	68	50	199	2.69
4	BANKA	427	2.26	1655	14.73	431	387	1233	7.34
5	BEGUSARAI	486	5.24	3556	51.43	875	638	1272	18.2
6	BHAGALPUR	1265	10.18	2841	25.9	327	297	2715	23.8
7	BHOJPUR	285	1.77	902	6.81	30	23	549	4.06
8	BUXAR	173	1.22	1990	12.65	81	59	386	1.99
9	DARBHANGA	2069	22.82	8958	148.43	491	253	3104	28.83
10	GAYA	241	1.59	661	5.51	294	252	736	5.09
11	GOPALGANJ	390	2.93	2334	35.46	543	447	799	8.97
12	JAMUI	535	1.71	1589	12.07	636	515	1505	4.59
13	JEHANABAD	147	0.76	440	3.94	126	88	452	2.13
14	KAIMUR (BHABUA)	134	1.35	1200	8.78	30	21	311	2.98
15	KATIHAR	234	1.7	1585	17.69	138	88	640	4.75
16	KHAGARIA	1461	8.76	3426	39.43	264	207	2813	22.72
17	KISHANGANJ	292	2.04	1380	13.54	210	185	796	4.23
18	LAKHISARAI	465	3.04	1223	13.12	276	218	1039	9.35
19	MADHEPURA	344	2.27	867	5.61	96	69	776	4.76
20	MADHUBANI	457	4.92	3512	66.24	137	67	741	6.62
21	MUNGER	456	2.66	1170	12.2	142	116	937	8.97
22	MUZAFFARPUR	1677	17.6	5349	72.12	740	489	3242	44.57
23	NALANDA	588	4.7	1604	16.45	288	248	1023	9.05
24	NAWADA	134	0.82	1070	6.12	39	30	270	1.49
25	PASHCHIM CHAMPARAN	1154	12.08	3805	50.3	374	234	2789	26.55
26	PATNA	561	3.97	2018	27.01	366	273	1228	15.03
27	PURBI CHAMPARAN	2104	26.25	4301	53.36	180	119	4658	60.17
28	PURNIA	195	1.32	1551	14.89	101	59	689	3.73
29	ROHTAS	80	0.63	418	3.28	125	100	237	1.61
30	SAHARSA	212	2.96	1187	11.54	564	464	861	8.13
31	SAMASTIPUR	1811	12.83	4570	52	661	562	3938	37.79
32	SARAN	702	5.01	1939	35.6	104	56	1110	8.27
33	SHEIKHPURA	257	2.13	1420	11.44	330	285	549	3.99
34	SHEOHAR	359	7.07	2237	27.19	63	15	873	14.31
35	SITAMARHI	963	7.83	5363	76.73	226	182	1466	12.4
36	SIWAN	684	6.44	2813	70.66	190	144	866	8.61
37	SUPAUL	133	1.03	906	14.89	88	55	204	1.99
38	VAISHALI	985	10.28	4009	69.86	413	273	1352	17.66
	TOTAL	23393	209	86718	1131.45	10221	7719	48150	463.29

STATE LEVEL BANKERS' COMMITTEE BIHAR																			
CONVENOR : STATE BANK OF INDIA																			
BANK WISE KCC (ANIMAL HUSBANDRY) PROGRESS REPORT DURING THE FINANCIAL YEAR 2024-25 AS ON 31.12.2024																			
(Rs. In Crore)																			
SL.NO	Bank Name	KCC - AH NEW						KCC - AH RENEW						TOTAL KCC - AH (NEW+RENEW)					
		TARGET		DISBURSED		% ACHIEVEMENT		TARGET		DISBURSED		% ACHIEVEMENT		TARGET		DISBURSED		% ACHIEVEMENT	
		NO.	AMT	NO.	AMT	NO.	AMT	NO.	AMT	NO.	AMT	NO.	AMT	NO.	AMT	NO.	AMT	NO.	AMT
	LEAD BANKS																		
1	STATE BANK OF INDIA	21612	172.8	3358	40.08	15.54	23.19	1396	11.04	7046	84.53	504.73	765.67	23008	183.84	10404	124.54	45.22	67.74
2	BANK OF BARODA	6134	48.99	1147	14.69	18.70	29.99	408	3.15	968	32.34	237.25	1026.67	6542	52.14	2115	47.13	32.33	90.39
3	CANARA BANK	6041	48.24	1618	20.90	26.78	43.33	400	3.10	173	2.13	43.25	68.71	6441	51.34	1791	23.04	27.81	44.88
4	CENTRAL BANK OF INDIA	9266	74.02	259	3.54	2.80	4.78	609	4.74	515	12.15	84.56	256.33	9875	78.76	774	15.70	7.84	19.93
5	PUNJAB NATIONAL BANK	17221	137.65	14	0.06	0.08	0.04	1110	8.77	28	0.92	2.52	10.49	18331	146.42	42	0.96	0.23	0.66
6	UNION BANK OF INDIA	4623	36.87	3800	70.89	82.20	192.27	309	2.35	10054	39.43	3253.72	1677.87	4932	39.22	13854	110.29	280.90	281.21
7	UCO BANK	5888	47	270	5.03	4.59	10.70	386	3.00	122	2.08	31.61	69.33	6274	50.00	392	7.18	6.25	14.36
	OTHER BANKS																		
8	BANK OF INDIA	7871	62.87	190	1.95	2.41	3.10	517	4.02	7042	17.56	1362.09	436.82	8388	66.89	7232	19.47	86.22	29.11
9	BANK OF MAHARASHTRA	635	5.02	0	0.00	0.00	0.00	53	0.31	112	1.98	211.32	638.71	688	5.33	112	1.98	16.28	37.15
10	INDIAN BANK	6259	49.96	11	0.14	0.18	0.28	413	3.20	25	0.35	6.05	10.94	6672	53.16	36	0.48	0.54	0.90
11	INDIAN OVERSEAS BANK	1000	7.95	67	1.05	6.70	13.21	76	0.51	128	1.83	168.42	358.82	1076	8.46	195	2.88	18.12	34.04
12	PUNJAB AND SIND BANK	157	1.25	12	0.11	7.64	8.80	12	0.08	24	0.17	200.00	212.50	169	1.33	36	0.27	21.30	20.30
	TOTAL PUBLIC SECTOR BANKS	86707	692.62	10746	158.44	12.39	22.88	5689	44.27	26237	195.47	461.19	441.54	92396	736.89	36983	353.92	40.03	48.03
	PRIVATE BANKS																		
13	AXIS BANK	2233	17.79	0	0.00	0.00	0.00	158	1.14	7	0.22	4.43	19.30	2391	18.93	7	0.21	0.29	1.11
14	BANDHAN BANK	8517	68.02	0	0.00	0.00	0.00	1049	8.25	0	0.00	0.00	0.00	9566	76.27	0	0.00	0.00	0.00
15	FEDERAL BANK	81	0.64	0	0.00	0.00	0.00	6	0.04	0	0.00	0.00	0.00	87	0.68	0	0.00	0.00	0.00
16	HDFC BANK	2975	23.73	54	2.91	1.82	12.26	202	1.53	639	33.97	316.34	2220.26	3177	25.26	693	36.93	21.81	146.20
17	ICICI BANK	2031	16.17	0	0.00	0.00	0.00	140	1.02	0	0.00	0.00	0.00	2171	17.19	0	0.00	0.00	0.00
18	IDBI BANK	1245	9.89	0	0.00	0.00	0.00	95	0.62	3	0.04	3.16	6.45	1340	10.51	3	0.04	0.22	0.38
19	INDUSIND BANK	1849	14.77	0	0.00	0.00	0.00	32	0.23	0	0.00	0.00	0.00	1881	15.00	0	0.00	0.00	0.00
20	J & K BANK	0	0.00	0	0.00	0.00	0.00	0	0.00	0	0.00	0.00	0.00	0	0.00	0	0.00	0.00	0.00
21	KARNATAKA BANK	0	0.00	0	0.00	0.00	0.00	0	0.00	0	0.00	0.00	0.00	0	0.00	0	0.00	0.00	0.00
22	KOTAK MAHINDRA BANK	4049	32.37	0	0.00	0.00	0.00	36	0.25	0	0.00	0.00	0.00	4085	32.62	0	0.00	0.00	0.00
23	SOUTH INDIAN BANK	0	0.00	0	0.00	0.00	0.00	0	0.00	0	0.00	0.00	0.00	0	0.00	0	0.00	0.00	0.00
24	YES BANK	0	0.00	0	0.00	0.00	0.00	0	0.00	0	0.00	0.00	0.00	0	0.00	0	0.00	0.00	0.00
25	KARUR VYSYA BANK	0	0.00	0	0.00	0.00	0.00	0	0.00	0	0.00	0.00	0.00	0	0.00	0	0.00	0.00	0.00
26	IDFC FIRST BANK	560	4.48	0	0.00	0.00	0.00	12	0.09	0	0.00	0.00	0.00	572	4.57	0	0.00	0.00	0.00
27	RBL BANK	490	3.91	0	0.00	0.00	0.00	8	0.05	0	0.00	0.00	0.00	498	3.96	0	0.00	0.00	0.00
	TOTAL PRIVATE SECTOR BANKS	24030	191.77	54	2.91	0.22	1.52	1738	13.22	649	34.23	37.34	258.93	25768	204.99	703	37.18	2.73	18.14
	Total COMM. BANKS	110737	884.39	10800	161.35	9.75	18.24	7427	57.49	26886	229.70	362.00	399.55	118164	941.88	37686	391.10	31.89	41.52
	CO-OPERATIVE BANKS																		
28	STATE CO-OP. BANK	6576	52.50	0	0.00	0.00	0.00	432	3.35	0	0.00	0.00	0.00	7008	55.85	0	0.00	0.00	0.00
	TOTAL CO-OPERATIVE BANKS	6576	52.50	0	0.00	0.00	0.00	432	3.35	0	0.00	0.00	0.00	7008	55.85	0	0.00	0.00	0.00
	REGIONAL RURAL BANKS																		
29	DAKSHIN BIHAR GRAMIN BANK	29046	232.31	944	6.90	3.25	2.97	1860	14.82	262	1.46	14.09	9.85	30906	247.13	1206	8.28	3.90	3.35
30	UTTAR BIHAR GRAMIN BANK	26501	211.95	953	5.29	3.60	2.50	1701	13.54	8305	58.79	488.24	434.19	28202	225.49	9258	63.91	32.83	28.34
	TOTAL REGIONAL RURAL BANKS	55547	444.26	1897	12.19	3.42	2.74	3561	28.36	8567	60.25	240.58	212.45	59108	472.62	10464	72.19	17.70	15.27
	SMALL FINANCE BANK																		
31	JANA SMALL FIN. BANK	375	5.97	0	0.00	0.00	0.00	28	0.18	0	0.00	0.00	0.00	403	6.15	0	0.00	0.00	0.00
32	UJJIVAN SMALL FIN. BANK	3362	25.85	0	0.00	0.00	0.00	87	0.64	0	0.00	0.00	0.00	3449	26.49	0	0.00	0.00	0.00
33	UTKARSH SMALL FIN. BANK	5215	39.62	0	0.00	0.00	0.00	347	2.67	0	0.00	0.00	0.00	5562	42.29	0	0.00	0.00	0.00
34	ESAF SMALL FIN. BANK	122	0.97	0	0.00	0.00	0.00	11	0.07	0	0.00	0.00	0.00	133	1.04	0	0.00	0.00	0.00
35	UNITY SMALL FINANCE BANK	707	5.62	0	0.00	0.00	0.00	53	0.37	0	0.00	0.00	0.00	760	5.99	0	0.00	0.00	0.00
	TOTAL SMALL FINANCE BANK	9781	78.03	0	0.00	0.00	0.00	526	3.93	0	0.00	0.00	0.00	21727	81.96	0	0.00	0.00	0.00
	GRAND TOTAL	182641	1459.18	12697	173.54	6.95	11.89	11946	93.13	35453	289.95	296.78	311.34	194587	1552.31	48150	463.29	24.74	29.85

STATE LEVEL BANKERS' COMMITTEE BIHAR**CONVENOR : STATE BANK OF INDIA****DISTRICT WISE KCC (ANIMAL HUSBANDRY) PROGRESS REPORT DURING THE FINANCIAL YEAR 2024-25 AS ON 31.12.2024****(Rs. In Crore)**

SL.NO.	DISTRICT NAME	KCC - AH NEW						KCC - AH RENEW						TOTAL KCC - AH (NEW+RENEW)					
		TARGET		DISBURSED		% ACHIEVEMENT		TARGET		DISBURSED		% ACHIEVEMENT		TARGET		DISBURSED		% ACHIEVEMENT	
		NO.	AMT	NO.	AMT	NO.	AMT	NO.	AMT	NO.	AMT	NO.	AMT	NO.	AMT	NO.	AMT	NO.	AMT
1	Araria	4346	34.68	703	6.23	16.18	17.96	287	221	977	8.69	340.42	3.93	4633	255.68	1680	14.92	36.26	5.84
2	Arwal	1889	15.08	50	0.41	2.65	2.72	128	96	62	0.54	48.44	0.56	2017	111.08	112	0.95	5.55	0.86
3	Aurangabad	1574	12.54	77	0.73	4.89	5.82	107	80	122	1.96	114.02	2.45	1681	92.54	199	2.69	11.84	2.91
4	Banka	2432	19.4	117	2.13	4.81	10.98	165	124	1116	5.18	676.36	4.18	2597	143.4	1233	7.34	47.48	5.12
5	Begusarai	8362	66.85	322	4.81	3.85	7.20	542	427	950	13.34	175.28	3.12	8904	493.85	1272	18.20	14.29	3.69
6	Bhagalpur	6290	50.26	299	6.27	4.75	12.48	407	321	2416	17.52	593.61	5.46	6697	371.26	2715	23.80	40.54	6.41
7	Bhojpur	5472	43.71	226	2.62	4.13	5.99	356	279	323	1.50	90.73	0.54	5828	322.71	549	4.06	9.42	1.26
8	Buxar	4251	33.96	199	1.41	4.68	4.15	280	217	187	0.63	66.79	0.29	4531	250.96	386	1.99	8.52	0.79
9	Darbhanga	4678	37.36	203	2.25	4.34	6.02	306	238	2901	26.62	948.04	11.18	4984	275.36	3104	28.83	62.28	10.47
10	Gaya	8500	67.94	94	1.09	1.11	1.60	550	434	642	3.97	116.73	0.91	9050	501.94	736	5.09	8.13	1.01
11	Gopalganj	3510	28.02	474	5.25	13.50	18.74	233	179	325	3.73	139.48	2.08	3743	207.02	799	8.97	21.35	4.33
12	Jamui	2819	22.51	166	2.24	5.89	9.95	189	144	1339	2.37	708.47	1.65	3008	166.51	1505	4.59	50.03	2.76
13	Jehanabad	2506	20.02	58	0.87	2.31	4.35	163	128	394	1.28	241.72	1.00	2669	148.02	452	2.13	16.94	1.44
14	Kaimur	3096	24.76	190	2.08	6.14	8.40	203	158	121	0.92	59.61	0.58	3299	182.76	311	2.98	9.43	1.63
15	Katihar	5908	47.24	187	1.96	3.17	4.15	384	302	453	2.77	117.97	0.92	6292	349.24	640	4.75	10.17	1.36
16	Khagaria	3418	27.3	914	12.73	26.74	46.63	228	174	1899	9.96	832.89	5.72	3646	201.3	2813	22.72	77.15	11.29
17	Kishanganj	3555	28.39	112	1.43	3.15	5.04	232	181	684	2.79	294.83	1.54	3787	209.39	796	4.23	21.02	2.02
18	Lakhisarai	3374	26.96	181	6.67	5.36	24.74	221	172	858	2.69	388.24	1.56	3595	198.96	1039	9.35	28.90	4.70
19	Madhepura	2366	18.86	260	2.09	10.99	11.08	160	120	516	2.65	322.50	2.21	2526	138.86	776	4.76	30.72	3.43
20	Madhubani	6656	53.16	166	1.70	2.49	3.20	433	339	575	4.94	132.79	1.46	7089	392.16	741	6.62	10.45	1.69
21	Munger	4571	36.53	200	5.59	4.38	15.30	297	233	737	3.36	248.15	1.44	4868	269.53	937	8.97	19.25	3.33
22	Muzaffarpur	11993	95.87	889	13.11	7.41	13.67	771	612	2353	31.48	305.19	5.14	12764	707.87	3242	44.57	25.40	6.30
23	Nalanda	5713	45.65	262	3.34	4.59	7.32	369	291	761	5.68	206.23	1.95	6082	336.65	1023	9.05	16.82	2.69
24	Nawada	3013	24.04	132	0.91	4.38	3.79	200	153	138	0.63	69.00	0.41	3213	177.04	270	1.49	8.40	0.84
25	Pashchim Champaran	5865	46.87	685	9.15	11.68	19.52	380	299	2104	17.45	553.68	5.84	6245	345.87	2789	26.55	44.66	7.68
26	Patna	18523	148.12	425	7.05	2.29	4.76	1192	945	803	8.06	67.37	0.85	19715	1093.12	1228	15.03	6.23	1.37
27	Purbi Champaran	3941	31.49	1920	27.04	48.72	85.87	259	201	2738	33.11	1057.14	16.47	4200	232.49	4658	60.17	110.90	25.88
28	Purnea	4470	35.73	105	1.14	2.35	3.19	292	228	584	2.60	200.00	1.14	4762	263.73	689	3.73	14.47	1.41
29	Rohtas	3748	29.97	41	0.50	1.09	1.67	247	191	196	1.11	79.35	0.58	3995	220.97	237	1.61	5.93	0.73
30	Saharsa	1469	11.71	216	2.82	14.70	24.08	99	75	645	5.33	651.52	7.11	1568	86.71	861	8.13	54.91	9.38
31	Samastipur	6698	53.51	1349	20.48	20.14	38.27	439	342	2589	17.37	589.75	5.08	7137	395.51	3938	37.79	55.18	9.55
32	Saran	8906	71.2	217	2.60	2.44	3.65	572	454	893	5.67	156.12	1.25	9478	525.2	1110	8.27	11.71	1.57
33	Sheikhpura	1525	12.15	149	1.86	9.77	15.31	108	78	400	2.14	370.37	2.74	1633	90.15	549	3.99	33.62	4.43
34	Sheohar	1265	10.07	405	4.83	32.02	47.96	91	64	468	9.46	514.29	14.78	1356	74.07	873	14.31	64.38	19.32
35	Sitamarhi	4006	31.99	301	4.19	7.51	13.10	264	204	1165	8.17	441.29	4.00	4270	235.99	1466	12.40	34.33	5.25
36	Siwan	5017	40.09	162	1.27	3.23	3.17	330	256	704	7.35	213.33	2.87	5347	296.09	866	8.61	16.20	2.91
37	Supaul	1998	15.9	75	0.52	3.75	3.27	138	102	129	1.51	93.48	1.48	2136	117.9	204	1.99	9.55	1.69
38	Vaishali	4918	39.29	166	2.17	3.38	5.52	324	251	1186	15.42	366.05	6.14	5242	290.29	1352	17.66	25.79	6.08
Grand Total		182641	1459.18	12697	173.54	6.95	11.89	11946	9313	35453	289.95	296.78	3.11	194587	10772.18	48150	463.29	24.74	4.30

STATE LEVEL BANKERS' COMMITTEE BIHAR

CONVENOR : STATE BANK OF INDIA

BANK WISE TOTAL KCC FOR FISHRIES FY 2024-25 QUARTER 3 AS ON 31.12.2024

No. in Actual and Amount in Crore

S.N	Name of Bank	NO. OF KCC for Fishries ISSUED DURING QUARTER (Including renewal)	AMOUNT DISBURSED DURING QUARTER	TOTAL NO. OF KCC for Fishries AS ON END OF CURRENT QUARTER	OUTSTANDING Amount. AS ON END OF CURRENT QUARTER	Out of TOTAL NO. OF KCC for Fishries , Number of Rupay Card Issued	KCC CARD ACTIVATE	NO. OF KCC for FishriesISSUED DURING Fin Year (Including renewal)	AMOUNT DISBURSED Fin Year
	LEAD BANKS								
1	STATE BANK OF INDIA	698	10.21	1015	22.12	0	0	1619	26.7
2	BANK OF BARODA	12	0.46	69	0.8	0	0	28	1.03
3	CANARA BANK	3	0.12	53	0.97	23	23	6	0.18
4	CENTRAL BANK OF INDIA	8	0.05	46	2.01	27	13	19	1.65
5	PUNJAB NATIONAL BANK	11	0.21	163	2.32	1	9	48	0.93
6	UNION BANK OF INDIA	38	0.05	148	1.48	0	0	88	0.82
7	UCO BANK	4	0.06	83	0.73	3	3	9	0.07
	OTHER BANKS								
8	BANK OF INDIA	28	0.17	145	1.72	139	65	94	0.57
9	BANK OF MAHARASHTRA	0	0	0	0	0	0	0	0
10	INDIAN BANK	0	0	14	0.51	3	2	0	0
11	INDIAN OVERSEAS BANK	5	0.24	5	0.25	2	1	10	0.48
12	PUNJAB AND SIND BANK	0	0	0	0	0	0	0	0
	Total Public Sector Bank	807	11.57	1741	32.91	198	116	1921	32.43
	PRIVATE BANKS								
13	AXIS BANK	0	0	0	0	0	0	0	0
14	BANDHAN BANK	0	0	0	0	0	0	0	0
15	FEDERAL BANK	0	0	0	0	0	0	0	0
16	HDFC BANK	0	0.14	71	3.94	71	7	66	4.32
17	ICICI BANK	0	0	0	0	0	0	0	0
18	IDBI BANK	0	0	3	0.04	3	3	1	0.02
19	INDUSIND BANK	0	0	0	0	0	0	0	0
20	J & K BANK	0	0	0	0	0	0	0	0
21	KARNATAKA BANK	0	0	0	0	0	0	0	0
22	KOTAK MAHINDRA BANK	0	0	0	0	0	0	0	0
23	SOUTH INDIAN BANK	0	0	0	0	0	0	0	0
24	YES BANK	0	0	0	0	0	0	0	0
25	KARUR VYSYA BANK	0	0	0	0	0	0	0	0
26	IDFC FIRST BANK	0	0	0	0	0	0	0	0
27	RBL BANK	0	0	0	0	0	0	0	0
	Total Private Sector Bank	0	0.14	74	3.98	74	10	67	4.34
	Total COMM. BANKS	807	11.71	1815	36.89	272	126	1988	36.77
	CO-OPERATIVE BANKS								
28	STATE CO-OP. BANK	2	0.02	38	0.1	0	0	2	0.02
	Total Cooperative Bank	2	0.02	38	0.1	0	0	2	0.02
	REGIONAL RURAL BANKS								
29	DAKSHIN BIHAR GRAMIN BANK	40	0.09	42	0.12	0	0	42	0.11
30	UTTAR BIHAR GRAMIN BANK	780	5.12	4034	72.37	16	0	1041	6.19
	Total Region Rural Bank	820	5.21	4076	72.49	16	0	1083	6.3
	SMALL FINANCE BANK								
31	JANA SMALL FIN. BANK	0	0	0	0	0	0	0	0
32	UJJIVAN SMALL FIN. BANK	0	0	0	0	0	0	0	0
33	UTKARSH SMALL FIN. BANK	0	0	0	0	0	0	0	0
34	ESAF SMALL FIN. BANK	0	0	0	0	0	0	0	0
35	UNITY SMALL FINANCE BANK	0	0	0	0	0	0	0	0
	Total Small Financial Bank	0	0	0	0	0	0	0	0
	TOTAL FOR BIHAR	1629	16.94	5929	109.48	288	126	3073	43.09

STATE LEVEL BANKERS' COMMITTEE BIHAR

CONVENOR : STATE BANK OF INDIA

DISTRICT WISE KCC FOR FISHRIES FY 2024-25 QUARTER 3 AS ON 31.12.2024

No. in Actual and Amount in Crore

S.N	Name of District	NO. OF KCC for Fishries ISSUED DURING QUARTER (Including renewal)	AMOUNT DISBURSED DURING QUARTER	TOTAL NO. OF KCC for Fishries AS ON END OF CURRENT QUARTER	OUTSTANDING Amount. AS ON END OF CURRENT QUARTER	Out of TOTAL NO. OF KCC for Fishries , Number of Rupay Card Issued	KCC CARD ACTIVATE	NO. OF KCC for FishriesISSUED DURING Fin Year (Including renewal)	AMOUNT DISBURSED Fin Year
1	ARARIA	55	0.36	130	1.36	4	4	137	1.24
2	ARWAL	1	0.01	6	0.06	2	1	2	0.02
3	AURANGABAD	3	0.01	32	0.18	2	2	8	0.11
4	BANKA	25	0.78	55	1.76	7	5	55	1.65
5	BEGUSARAI	64	1.02	136	2.12	1	1	108	2.47
6	BHAGALPUR	40	0.24	104	1.3	2	1	77	0.8
7	BHOJPUR	4	0.03	19	0.16	1	1	8	0.05
8	BUXAR	19	0.04	25	0.09	0	0	22	0.05
9	DARBHANGA	35	0.45	105	2.12	11	4	52	0.74
10	GAYA	10	0.15	16	0.29	2	2	21	0.4
11	GOPALGANJ	57	0.45	158	3.28	8	2	72	0.68
12	JAMUI	3	0	8	0.09	4	3	15	0.04
13	JEHANABAD	9	0.09	38	0.43	3	5	24	0.49
14	KAIMUR (BHABUA)	1	0.01	2	0.08	0	0	4	0.03
15	KATIHAR	225	1.26	1046	22.24	2	1	255	1.71
16	KHAGARIA	72	0.91	91	2.12	0	0	142	2.03
17	KISHANGANJ	30	1.35	77	1.97	0	0	103	3.52
18	LAKHISARAI	1	0.05	15	0.15	3	3	6	0.14
19	MADHEPURA	16	0.17	87	1.48	1	1	29	0.31
20	MADHUBANI	218	1.92	1117	21.63	98	36	581	5.94
21	MUNGER	13	0.13	29	0.25	1	0	22	0.16
22	MUZAFFARPUR	60	0.79	251	4.15	15	3	117	2.23
23	NALANDA	51	0.66	73	2.53	12	2	128	1.82
24	NAWADA	2	0.03	12	0.08	1	0	2	0.07
25	PASHCHIM CHAMPARAN	25	0.32	92	1.27	5	2	65	0.87
26	PATNA	14	0.26	39	0.81	8	5	67	2.41
27	PURBI CHAMPARAN	50	0.55	106	1.82	12	8	103	1.33
28	PURNIA	251	1.76	1133	17.91	1	0	333	2.63
29	ROHTAS	5	0.13	22	0.83	2	3	16	0.5
30	SAHARSA	74	0.39	264	3.36	9	5	123	0.92
31	SAMASTIPUR	55	0.83	96	1.54	5	5	96	1.87
32	SARAN	60	0.44	146	3.28	7	2	93	0.91
33	SHEIKHPURA	5	0.15	24	0.73	6	6	13	0.27
34	SHEOHAR	10	0.1	22	0.27	1	1	15	0.14
35	SITAMARHI	21	0.43	44	1.25	5	2	46	1.04
36	SIWAN	30	0.49	144	4.09	34	5	83	2.81
37	SUPAUL	7	0.06	92	1.05	0	0	9	0.07
38	VAISHALI	8	0.12	73	1.35	13	5	21	0.62
	TOTAL	1629	16.94	5929	109.48	288	126	3073	43.09

STATE LEVEL BANKERS' COMMITTEE BIHAR

CONVENOR : STATE BANK OF INDIA

BANK WISE KCC (FISHERIES) PROGRESS REPORT DURING THE FINANCIAL YEAR 2024-25 AS ON 31.12.2024

(Rs. In Crore)

SL.NO	Bank Name	KCC - FISHERIES NEW						KCC - FISHERIES RENEW						TOTAL KCC - FISHERIES (NEW+RENEW)					
		TARGET		DISBURSED		% ACHIEVEMENT		TARGET		DISBURSED		% ACHIEVEMENT		TARGET		DISBURSED		% ACHIEVEMENT	
		NO.	AMT	NO.	AMT	NO.	AMT	NO.	AMT	NO.	AMT	NO.	AMT	NO.	AMT	NO.	AMT	NO.	AMT
	LEAD BANKS																		
1	STATE BANK OF INDIA	9422	47.11	5	0.07	0.05	0.15	298	1.49	1614	26.61	541.61	1785.91	9720	48.60	1619	26.70	16.66	54.94
2	BANK OF BARODA	2464	12.32	12	0.15	0.49	1.22	74	0.37	16	0.89	21.62	240.54	2538	12.69	28	1.03	1.10	8.12
3	CANARA BANK	2830	14.15	6	0.18	0.21	1.27	84	0.42	0	0.00	0.00	0.00	2914	14.57	6	0.18	0.21	1.24
4	CENTRAL BANK OF INDIA	5136	25.68	4	0.02	0.08	0.08	154	0.77	15	1.63	9.74	211.69	5290	26.45	19	1.65	0.36	6.24
5	PUNJAB NATIONAL BANK	6732	33.66	23	0.22	0.34	0.65	206	1.03	25	0.75	12.14	72.82	6938	34.69	48	0.93	0.69	2.68
6	UNION BANK OF INDIA	1820	9.10	25	0.42	1.37	4.62	52	0.26	63	0.42	121.15	161.54	1872	9.36	88	0.82	4.70	8.76
7	UCO BANK	1956	9.78	5	0.01	0.26	0.10	58	0.29	4	0.06	6.90	20.69	2014	10.07	9	0.07	0.45	0.70
	OTHER BANKS																		
8	BANK OF INDIA	3448	17.24	8	0.09	0.23	0.52	106	0.53	86	0.48	81.13	90.57	3554	17.77	94	0.57	2.64	3.21
9	BANK OF MAHARASHTRA	266	1.33	0	0.00	0.00	0.00	0	0.00	0	0.00	0.00	0.00	266	1.33	0	0.00	0.00	0.00
10	INDIAN BANK	2642	13.21	0	0.00	0.00	0.00	80	0.40	0	0.00	0.00	0.00	2722	13.61	0	0.00	0.00	0.00
11	INDIAN OVERSEAS BANK	310	1.55	9	0.30	2.90	19.35	2	0.01	1	0.18	50.00	1800.00	312	1.56	10	0.48	3.21	30.77
12	PUNJAB AND SIND BANK	48	0.24	0	0.00	0.00	0.00	0	0.00	0	0.00	0.00	0.00	48	0.24	0	0.00	0.00	0.00
	TOTAL PUBLIC SECTOR BANKS	37074	185.37	97	1.46	0.26	0.79	1114	5.57	1824	31.02	163.73	556.91	38188	190.94	1921	32.43	5.03	16.98
	PRIVATE BANKS																		
13	AXIS BANK	928	4.64	0	0.00	0.00	0.00	22	0.11	0	0.00	0.00	0.00	950	4.75	0	0.00	0.00	0.00
14	BANDHAN BANK	7752	38.76	0	0.00	0.00	0.00	348	1.74	0	0.00	0.00	0.00	8100	40.50	0	0.00	0.00	0.00
15	FEDERAL BANK	34	0.17	0	0.00	0.00	0.00	0	0.00	0	0.00	0.00	0.00	34	0.17	0	0.00	0.00	0.00
16	HDFC BANK	1350	6.75	5	0.31	0.37	4.59	38	0.19	61	4.00	160.53	2105.26	1388	6.94	66	4.32	4.76	62.25
17	ICICI BANK	738	3.69	0	0.00	0.00	0.00	10	0.05	0	0.00	0.00	0.00	748	3.74	0	0.00	0.00	0.00
18	IDBI BANK	480	2.40	0	0.00	0.00	0.00	6	0.03	1	0.02	16.67	66.67	486	2.43	1	0.02	0.21	0.82
19	INDUSIND BANK	148	0.74	0	0.00	0.00	0.00	0	0.00	0	0.00	0.00	0.00	148	0.74	0	0.00	0.00	0.00
20	J & K BANK	0	0.00	0	0.00	0.00	0.00	0	0.00	0	0.00	0.00	0.00	0	0.00	0	0.00	0.00	0.00
21	KARNATAKA BANK	0	0.00	0	0.00	0.00	0.00	0	0.00	0	0.00	0.00	0.00	0	0.00	0	0.00	0.00	0.00
22	KOTAK MAHINDRA BANK	172	0.86	0	0.00	0.00	0.00	0	0.00	0	0.00	0.00	0.00	172	0.86	0	0.00	0.00	0.00
23	SOUTH INDIAN BANK	0	0.00	0	0.00	0.00	0.00	0	0.00	0	0.00	0.00	0.00	0	0.00	0	0.00	0.00	0.00
24	YES BANK	0	0.00	0	0.00	0.00	0.00	0	0.00	0	0.00	0.00	0.00	0	0.00	0	0.00	0.00	0.00
25	KARUR VYSYA BANK	0	0.00	0	0.00	0.00	0.00	0	0.00	0	0.00	0.00	0.00	0	0.00	0	0.00	0.00	0.00
26	IDFC FIRST BANK	16	0.08	0	0.00	0.00	0.00	0	0.00	0	0.00	0.00	0.00	16	0.08	0	0.00	0.00	0.00
27	RBL BANK	46	0.23	0	0.00	0.00	0.00	0	0.00	0	0.00	0.00	0.00	46	0.23	0	0.00	0.00	0.00
	TOTAL PRIVATE SECTOR BANKS	11664	58.32	5	0.31	0.04	0.53	424	2.12	62	4.02	14.62	189.62	12088	60.44	67	4.34	0.55	7.18
	Total COMM. BANKS	48738	243.69	102	1.77	0.21	0.73	1538	7.69	1886	35.04	122.63	455.66	50276	251.38	1988	36.77	3.95	14.63
	CO-OPERATIVE BANKS																		
28	STATE CO-OP. BANK	2962	14.81	2	0.02	0.07	0.14	92	0.46	0	0.00	0.00	0.00	3054	15.27	2	0.02	0.07	0.13
	TOTAL CO-OPERATIVE BANKS	2962	14.81	2	0.02	0.07	0.14	92	0.46	0	0.00	0.00	0.00	3054	15.27	2	0.02	0.07	0.13
	REGIONAL RURAL BANKS																		
29	DAKSHIN BIHAR GRAMIN BANK	11292	56.46	40	0.09	0.35	0.16	346	1.73	2	0.02	0.58	1.16	11638	58.19	42	0.11	0.36	0.19
30	UTTAR BIHAR GRAMIN BANK	15166	75.83	162	1.59	1.07	2.10	468	2.34	879	4.53	187.82	193.59	15634	78.17	1041	6.19	6.66	7.92
	TOTAL REGIONAL RURAL BANKS	26458	132.29	202	1.68	0.76	1.27	814	4.07	881	4.55	108.23	111.79	27272	136.36	1083	6.30	3.97	4.62
	SMALL FINANCE BANK													0.00					
31	JANA SMALL FIN. BANK	184	1.42	0	0.00	0.00	0.00	2	0.01	0	0.00	0.00	0.00	186	1.43	0	0.00	0.00	0.00
32	UJJIVAN SMALL FIN. BANK	420	2.10	0	0.00	0.00	0.00	6	0.03	0	0.00	0.00	0.00	426	2.13	0	0.00	0.00	0.00
33	UTKARSH SMALL FIN. BANK	2558	12.29	0	0.00	0.00	0.00	72	0.36	0	0.00	0.00	0.00	2630	12.65	0	0.00	0.00	0.00
34	ESAF SMALL FIN. BANK	50	0.25	0	0.00	0.00	0.00	0	0.00	0	0.00	0.00	0.00	50	0.25	0	0.00	0.00	0.00
35	UNITY SMALL FINANCE BANK	316	1.58	0	0.00	0.00	0.00	6	0.03	0	0.00	0.00	0.00	322	1.61	0	0.00	0.00	0.00
	TOTAL SMALL FINANCE BANK	3528	17.64	0	0.00	0.00	0.00	86	0.43	0	0.00	0.00	0.00	6058	18.07	0	0.00	0.00	0.00
	GRAND TOTAL	81686	408.43	306	3.47	0.37	0.85	2530	12.65	2767	39.59	109.37	312.96	84216	421.08	3073	43.09	3.65	10.23

STATE LEVEL BANKERS' COMMITTEE BIHAR

CONVENOR : STATE BANK OF INDIA

DISTRICT WISE KCC (FISHERIES) PROGRESS REPORT DURING THE FINANCIAL YEAR 2024-25 AS ON 31.12.2024

(Rs. In Crore)

SL.NO.	DISTRICT NAME	KCC - FISHERIES NEW						KCC - FISHERIES RENEW						TOTAL FISHERIES - AH (NEW+RENEW)					
		TARGET		DISBURSED		% ACHIEVEMENT		TARGET		DISBURSED		% ACHIEVEMENT		TARGET		DISBURSED		% ACHIEVEMENT	
		NO.	AMT	NO.	AMT	NO.	AMT	NO.	AMT	NO.	AMT	NO.	AMT	NO.	AMT	NO.	AMT	NO.	AMT
1	Araria	1512	7.56	9	0.03	0.60	0.40	46	0.23	128	1.22	278.26	530.43	1558	7.79	137	1.24	8.79	15.92
2	Arwal	798	3.99	2	0.02	0.25	0.50	24	0.12	0	0.00	0.00	0.00	822	4.11	2	0.02	0.24	0.49
3	Aurangabad	2630	13.15	4	0.02	0.15	0.15	82	0.41	4	0.10	4.88	24.39	2712	13.56	8	0.11	0.29	0.81
4	Banka	746	3.73	1	0.01	0.13	0.27	24	0.12	54	1.63	225.00	1358.33	770	3.85	55	1.65	7.14	42.86
5	Begusarai	3950	19.75	2	0.02	0.05	0.10	122	0.61	106	2.46	86.89	403.28	4072	20.36	108	2.47	2.65	12.13
6	Bhagalpur	1144	5.72	23	0.25	2.01	4.37	36	0.18	54	0.56	150.00	311.11	1180	5.90	77	0.80	6.53	13.56
7	Bhojpur	2088	10.44	3	0.00	0.14	0.00	64	0.32	5	0.04	7.81	12.50	2152	10.76	8	0.05	0.37	0.46
8	Buxar	1144	5.72	18	0.04	1.57	0.70	36	0.18	4	0.01	11.11	5.56	1180	5.90	22	0.05	1.86	0.85
9	Darbhanga	1884	9.42	8	0.05	0.42	0.53	58	0.29	44	0.68	75.86	234.48	1942	9.71	52	0.74	2.68	7.62
10	Gaya	2860	14.30	3	0.05	0.10	0.35	88	0.44	18	0.34	20.45	77.27	2948	14.74	21	0.40	0.71	2.71
11	Gopalganj	2052	10.26	37	0.36	1.80	3.51	64	0.32	35	0.30	54.69	93.75	2116	10.58	72	0.68	3.40	6.43
12	Jamui	614	3.07	0	0.00	0.00	0.00	20	0.10	15	0.04	75.00	40.00	634	3.17	15	0.04	2.37	1.26
13	Jehanabad	618	3.09	5	0.09	0.81	2.91	20	0.10	19	0.42	95.00	420.00	638	3.19	24	0.49	3.76	15.36
14	Kaimur	1948	9.74	0	0.00	0.00	0.00	60	0.30	4	0.03	6.67	10.00	2008	10.04	4	0.03	0.20	0.30
15	Katihar	4106	20.53	7	0.05	0.17	0.24	126	0.63	248	1.66	196.83	263.49	4232	21.16	255	1.71	6.03	8.08
16	Khagaria	1524	7.62	1	0.00	0.07	0.00	48	0.24	141	2.01	293.75	837.50	1572	7.86	142	2.03	9.03	25.83
17	Kishanganj	646	3.23	2	0.02	0.31	0.62	20	0.10	101	3.50	505.00	3500.00	666	3.33	103	3.52	15.47	105.71
18	Lakhisarai	708	3.54	0	0.00	0.00	0.00	22	0.11	6	0.14	27.27	127.27	730	3.65	6	0.14	0.82	3.84
19	Madhepura	936	4.68	2	0.00	0.21	0.00	28	0.14	27	0.32	96.43	228.57	964	4.82	29	0.31	3.01	6.43
20	Madhubani	3404	17.02	67	0.89	1.97	5.23	106	0.53	514	5.06	484.91	954.72	3510	17.55	581	5.94	16.55	33.85
21	Munger	1282	6.41	7	0.02	0.55	0.31	40	0.20	15	0.14	37.50	70.00	1322	6.61	22	0.16	1.66	2.42
22	Muzaffarpur	3432	17.16	23	0.25	0.67	1.46	106	0.53	94	1.99	88.68	375.47	3538	17.69	117	2.23	3.31	12.61
23	Nalanda	2212	11.06	2	0.01	0.09	0.09	68	0.34	126	1.81	185.29	532.35	2280	11.40	128	1.82	5.61	15.96
24	Nawada	576	2.88	1	0.03	0.17	1.04	18	0.09	1	0.04	5.56	44.44	594	2.97	2	0.07	0.34	2.36
25	Pashchimi Champaran	2864	14.32	10	0.06	0.35	0.42	88	0.44	55	0.77	62.50	175.00	2952	14.76	65	0.87	2.20	5.89
26	Patna	1608	8.04	6	0.13	0.37	1.62	50	0.25	61	2.29	122.00	916.00	1658	8.29	67	2.41	4.04	29.07
27	Purbi Champaran	2652	13.26	5	0.05	0.19	0.38	82	0.41	98	1.28	119.51	312.20	2734	13.67	103	1.33	3.77	9.73
28	Purnea	2600	13.00	1	0.01	0.04	0.08	80	0.40	332	2.60	415.00	650.00	2680	13.40	333	2.63	12.43	19.63
29	Rohtas	2108	10.54	1	0.08	0.05	0.76	66	0.33	15	0.45	22.73	136.36	2174	10.87	16	0.50	0.74	4.60
30	Saharsa	472	2.36	2	0.00	0.42	0.00	14	0.07	121	0.93	864.29	1328.57	486	2.43	123	0.92	25.31	37.86
31	Samastipur	4698	23.49	3	0.05	0.06	0.21	146	0.73	93	1.82	63.70	249.32	4844	24.22	96	1.87	1.98	7.72
32	Saran	5290	26.45	7	0.08	0.13	0.30	164	0.82	86	0.80	52.44	97.56	5454	27.27	93	0.91	1.71	3.34
33	Sheikhpura	782	3.91	1	0.09	0.13	2.30	24	0.12	12	0.17	50.00	141.67	806	4.03	13	0.27	1.61	6.70
34	Sheohar	754	3.77	5	0.06	0.66	1.59	24	0.12	10	0.09	41.67	75.00	778	3.89	15	0.14	1.93	3.60
35	Sitamarhi	2180	10.90	17	0.38	0.78	3.49	68	0.34	29	0.67	42.65	197.06	2248	11.24	46	1.04	2.05	9.25
36	Siwan	6088	30.44	14	0.21	0.23	0.69	188	0.94	69	2.59	36.70	275.53	6276	31.38	83	2.81	1.32	8.95
37	Supaul	658	3.29	3	0.02	0.46	0.61	20	0.10	6	0.06	30.00	60.00	678	3.39	9	0.07	1.33	2.06
38	Vaishali	6118	30.59	4	0.04	0.07	0.13	190	0.95	17	0.57	8.95	60.00	6308	31.54	21	0.62	0.33	1.97
Grand Total		81686	408.43	306	3.47	0.37	0.85	2530	12.65	2767	39.59	109.37	312.96	84216	421.08	3073	43.09	3.65	10.23

STATE LEVEL BANKERS' COMMITTEE BIHAR							
CONVENOR : STATE BANK OF INDIA							
BANK WISE PROGRESS UNDER DAIRY FY 2024-25 AS ON 31.12.2024							
No. in Actual and Amount in Crore							
SR.NO.	NAME OF BANK	TARGET		DISBURSED		% ACHIEVEMENT	
		No.	Amt.	No.	Amt.	No.	Amt.
	LEAD BANKS						
1	STATE BANK OF INDIA	30065	751.28	533	4.98	1.77	0.66
2	BANK OF BARODA	9409	234.82	12004	158.67	127.58	67.57
3	CANARA BANK	9474	236.47	9025	51.84	95.26	21.92
4	CENTRAL BANK OF INDIA	13096	327.06	389	0.80	2.97	0.24
5	PUNJAB NATIONAL BANK	21492	536.92	688	25.46	3.20	4.74
6	UNION BANK OF INDIA	3620	90.07	12940	148.16	357.46	164.49
7	UCO BANK	8120	202.67	0	0.00	0.00	0.00
	OTHER BANKS						
8	BANK OF INDIA	5478	136.52	0	0.00	0.00	0.00
9	BANK OF MAHARASHTRA	583	14.23	50	0.68	8.58	4.78
10	INDIAN BANK	9289	231.87	21	0.40	0.23	0.17
11	INDIAN OVERSEAS BANK	1896	47.11	105	1.55	5.54	3.29
12	PUNJAB AND SIND BANK	722	17.94	7	0.10	0.97	0.56
	Total Public Sector Bank	113244	2826.96	35762	392.64	31.58	13.89
	PRIVATE BANKS						
13	AXIS BANK	4449	110.80	0	0.00	0.00	0.00
14	BANDHAN BANK	5077	126.52	0	0.00	0.00	0.00
15	FEDERAL BANK	237	5.88	1599	7.83	674.68	133.16
16	HDFC BANK	5682	141.60	0	0.00	0.00	0.00
17	ICICI BANK	1455	35.99	18398	197.57	1264.47	548.96
18	IDBI BANK	936	23.00	1	0.02	0.11	0.09
19	INDUSIND BANK	9630	240.64	0	0.00	0.00	0.00
20	J & K BANK	26	0.64	0	0.00	0.00	0.00
21	KARNATAKA BANK	26	0.64	0	0.00	0.00	0.00
22	KOTAK MAHINDRA BANK	7022	175.47	0	0.00	0.00	0.00
23	SOUTH INDIAN BANK	52	1.28	0	0.00	0.00	0.00
24	YES BANK	206	5.12	0	0.00	0.00	0.00
25	KARUR VYSYA BANK	26	0.64	0	0.00	0.00	0.00
26	IDFC FIRST BANK	732	18.29	34625	141.48	4730.19	773.54
27	RBL BANK	2405	60.12	8	0.17	0.33	0.28
	Total Private Sector Bank	37961	946.63	54631	347.07	143.91	36.66
	Total COMM. BANKS	151205	3773.59	90393	739.71	59.78	19.60
	CO-OPERATIVE BANKS						
28	STATE CO-OP. BANK	9044	225.72	0	0.00	0.00	0.00
	Total Cooperative Bank	9044	225.72	0	0.00	0.00	0.00
	REGIONAL RURAL BANKS						
29	DAKSHIN BIHAR GRAMIN BANK	33910	847.54	33	0.48	0.10	0.06
30	UTTAR BIHAR GRAMIN BANK	31406	784.97	8756	89.12	27.88	11.35
	Total Region Rural Bank	65316	1632.51	8789	89.60	13.46	5.49
	SMALL FINANCE BANK						
31	JANA SMALL FIN. BANK	1079	55.82	5037	27.19	466.82	48.71
32	UJJIVAN SMALL FIN. BANK	4970	124.05	0	0.00	0.00	0.00
33	UTKARSH SMALL FIN. BANK	15931	368.95	157	0.91	0.99	0.25
34	ESAF SMALL FIN. BANK	297	7.32	6202	28.17	2088.22	384.84
35	UNITY SMALL FINANCE BANK	861	21.37	0	0.00	0.00	0.00
	Total Small Financial Bank	23138	577.51	11396	56.27	49.25	9.74
	TOTAL FOR BIHAR	248703	6209.33	110578	885.58	44.46	14.26

STATE LEVEL BANKERS' COMMITTEE BIHAR							
CONVENOR : STATE BANK OF INDIA							
DISTRICT WISE PROGRESS UNDER DAIRY FY 2024-25 AS ON 31.12.2024							
No. in Actual and Amount in Crore							
SR.NO.	NAME OF BANK	TARGET		DISBURSED		% ACHIEVEMENT	
		No.	Amt.	No.	Amt.	No.	Amt.
1	ARARIA	5913	147.56	2299	13.69	38.88	9.28
2	ARWAL	2573	64.15	375	3.88	14.57	6.05
3	AURANGABAD	2145	53.35	486	3.60	22.66	6.75
4	BANKA	3309	82.54	4407	23.22	133.18	28.13
5	BEGUSARAI	11388	284.48	5196	35.42	45.63	12.45
6	BHAGALPUR	8558	212.87	5102	36.28	59.62	17.04
7	BHOJPUR	7450	186.01	1333	9.48	17.89	5.10
8	BUXAR	5789	144.5	401	2.21	6.93	1.53
9	DARBHANGA	6367	159.96	3858	25.52	60.59	15.95
10	GAYA	11574	289.1	2396	37.63	20.70	13.02
11	GOPALGANJ	4781	119.22	2492	26.66	52.12	22.36
12	JAMUI	3840	95.79	622	7.69	16.20	8.03
13	JEHANABAD	3411	85.18	368	3.77	10.79	4.43
14	KAIMUR (BHABUA)	4221	105.36	558	6.78	13.22	6.44
15	KATIHAR	8051	201	3760	27.09	46.70	13.48
16	KHAGARIA	4656	116.18	4841	40.55	103.97	34.90
17	KISHANGANJ	4836	120.83	1103	5.93	22.81	4.91
18	LAKHISARAI	4596	114.72	1427	12.14	31.05	10.58
19	MADHEPURA	3222	80.28	2795	16.29	86.75	20.29
20	MADHUBANI	9060	226.23	2979	18.26	32.88	8.07
21	MUNGER	6230	155.47	2373	19.31	38.09	12.42
22	MUZAFFARPUR	16326	407.95	8156	67.20	49.96	16.47
23	NALANDA	7781	194.27	3608	26.18	46.37	13.48
24	NAWADA	4103	102.32	422	5.54	10.29	5.41
25	PASHCHIM CHAMPARAN	7987	199.47	4063	34.47	50.87	17.28
26	PATNA	25226	630.29	8401	95.49	33.30	15.15
27	PURBI CHAMPARAN	5370	134	5028	38.30	93.63	28.58
28	PURNIA	6094	152.04	4664	28.20	76.53	18.55
29	ROHTAS	5109	127.52	1805	14.13	35.33	11.08
30	SAHARSA	1998	49.85	3448	17.81	172.57	35.73
31	SAMASTIPUR	9118	227.72	6342	46.48	69.55	20.41
32	SARAN	12128	302.97	3654	28.09	30.13	9.27
33	SHEIKHPURA	2075	51.68	722	4.73	34.80	9.15
34	SHEOHAR	1722	42.85	2084	17.93	121.02	41.84
35	SITAMARHI	5454	136.12	2650	20.26	48.59	14.88
36	SIWAN	6831	170.62	2297	23.19	33.63	13.59
37	SUPAUL	2714	67.67	790	6.32	29.11	9.34
38	VAISHALI	6697	167.21	3273	35.86	48.87	21.45
TOTAL		248703	6209.33	110578	885.58	44.46	14.26

STATE LEVEL BANKERS' COMMITTEE BIHAR							
CONVENOR : STATE BANK OF INDIA							
BANK WISE PROGRESS UNDER POULTRY FY 2024-25 AS ON 31.12.2024							
No. in Actual and Amount in Crore							
SR.NO.	NAME OF BANK	TARGET		DISBURSED		% ACHIEVEMENT	
		No.	Amt.	No.	Amt.	No.	Amt.
	LEAD BANKS						
1	STATE BANK OF INDIA	10001	429.35	188	13.05	1.88	3.04
2	BANK OF BARODA	3125	133.53	143	10.04	4.58	7.52
3	CANARA BANK	3256	139.20	175	12.54	5.37	9.01
4	CENTRAL BANK OF INDIA	4428	189.62	68	10.89	1.54	5.74
5	PUNJAB NATIONAL BANK	7328	314.40	55	8.31	0.75	2.64
6	UNION BANK OF INDIA	2233	95.19	95	5.79	4.25	6.08
7	UCO BANK	2387	101.88	1	0.15	0.04	0.15
	OTHER BANKS						
8	BANK OF INDIA	3468	148.42	0	0.00	0.00	0.00
9	BANK OF MAHARASHTRA	537	22.35	0	0.00	0.00	0.00
10	INDIAN BANK	3019	129.02	1	0.02	0.03	0.02
11	INDIAN OVERSEAS BANK	612	25.70	16	1.91	2.61	7.43
12	PUNJAB AND SIND BANK	188	7.83	0	0.00	0.00	0.00
	Total Public Sector Bank	40582	1736.49	742	62.70	1.83	3.61
	PRIVATE BANKS						
13	AXIS BANK	1465	62.18	0	0.00	0.00	0.00
14	BANDHAN BANK	2679	114.43	3213	25.18	119.93	22.00
15	FEDERAL BANK	76	3.19	5	0.03	6.58	0.94
16	HDFC BANK	1865	79.46	0	0.00	0.00	0.00
17	ICICI BANK	1377	58.39	2428	25.01	176.33	42.83
18	IDBI BANK	754	31.57	1	0.94	0.13	2.98
19	INDUSIND BANK	1990	85.22	0	0.00	0.00	0.00
20	J & K BANK	8	0.34	0	0.00	0.00	0.00
21	KARNATAKA BANK	8	0.34	0	0.00	0.00	0.00
22	KOTAK MAHINDRA BANK	1148	49.11	0	0.00	0.00	0.00
23	SOUTH INDIAN BANK	16	0.68	0	0.00	0.00	0.00
24	YES BANK	64	2.70	0	0.00	0.00	0.00
25	KARUR VYSYA BANK	8	0.34	0	0.00	0.00	0.00
26	IDFC FIRST BANK	150	6.41	693	2.74	462.00	42.75
27	RBL BANK	514	22.05	1	0.05	0.19	0.23
	Total Private Sector Bank	12122	516.41	6341	53.95	52.31	10.45
	Total COMM. BANKS	52704	2252.90	7083	116.65	13.44	5.18
	CO-OPERATIVE BANKS						
28	STATE CO-OP. BANK	2988	127.72	0	0.00	0.00	0.00
	Total Cooperative Bank	2988	127.72	0	0.00	0.00	0.00
	REGIONAL RURAL BANKS						
29	DAKSHIN BIHAR GRAMIN BANK	11307	485.80	0	0.00	0.00	0.00
30	UTTAR BIHAR GRAMIN BANK	10934	469.82	2445	27.07	22.36	5.76
	Total Region Rural Bank	22241	955.62	2445	27.07	10.99	2.83
	SMALL FINANCE BANK						
31	JANA SMALL FIN. BANK	340	14.24	0	0.00	0.00	0.00
32	UJJIVAN SMALL FIN. BANK	550	23.07	0	0.00	0.00	0.00
33	UTKARSH SMALL FIN. BANK	3748	160.49	66	0.40	1.76	0.25
34	ESAF SMALL FIN. BANK	104	4.28	271	1.22	260.58	28.50
35	UNITY SMALL FINANCE BANK	305	12.82	0	0.00	0.00	0.00
	Total Small Financial Bank	5047	214.90	337	1.62	6.68	0.75
	TOTAL FOR BIHAR	82980	3551.14	9865	145.34	11.89	4.09

STATE LEVEL BANKERS' COMMITTEE BIHAR							
CONVENOR : STATE BANK OF INDIA							
DISTRICT WISE PROGRESS UNDER POULTRY FY 2024-25 AS ON 31.12.2024							
No. in Actual and Amount in Crore							
SR.NO.	NAME OF BANK	TARGET		DISBURSED		% ACHIEVEMENT	
		No.	Amt.	No.	Amt.	No.	Amt.
1	ARARIA	2387	102.11	342	3.00	14.33	2.94
2	ARWAL	745	31.47	109	1.40	14.63	4.45
3	AURANGABAD	3635	155.92	727	6.36	20.00	4.08
4	BANKA	1281	54.69	186	1.32	14.52	2.41
5	BEGUSARAI	2318	99.22	148	5.14	6.38	5.18
6	BHAGALPUR	2034	86.94	475	5.21	23.35	5.99
7	BHOJPUR	1987	84.88	106	1.32	5.33	1.56
8	BUXAR	1182	50.48	20	0.25	1.69	0.50
9	DARBHANGA	2635	112.59	224	3.06	8.50	2.72
10	GAYA	4032	172.93	540	4.54	13.39	2.63
11	GOPALGANJ	1478	63.16	314	6.05	21.24	9.58
12	JAMUI	837	35.57	157	1.67	18.76	4.69
13	JEHANABAD	946	40.37	87	0.94	9.20	2.33
14	KAIMUR (BHABUA)	1994	85.49	50	0.59	2.51	0.69
15	KATIHAR	1818	77.73	683	5.77	37.57	7.42
16	KHAGARIA	363	15.10	69	1.17	19.01	7.75
17	KISHANGANJ	1756	75.28	446	3.24	25.40	4.30
18	LAKHISARAI	1836	78.42	31	0.33	1.69	0.42
19	MADHEPURA	1178	50.14	108	1.57	9.17	3.13
20	MADHUBANI	3198	136.96	544	8.22	17.01	6.00
21	MUNGER	2100	90.14	157	1.22	7.48	1.35
22	MUZAFFARPUR	4326	185.39	475	19.02	10.98	10.26
23	NALANDA	2890	123.66	169	3.73	5.85	3.02
24	NAWADA	734	31.26	90	2.21	12.26	7.07
25	PASHCHIM CHAMPARAN	3135	134.58	162	4.06	5.17	3.02
26	PATNA	7808	335.18	423	9.82	5.42	2.93
27	PURBI CHAMPARAN	1681	71.93	384	4.91	22.84	6.83
28	PURNIA	2566	109.83	634	8.04	24.71	7.32
29	ROHTAS	2002	85.70	157	2.49	7.84	2.91
30	SAHARSA	666	28.12	106	0.78	15.92	2.77
31	SAMASTIPUR	3742	160.46	172	5.86	4.60	3.65
32	SARAN	2836	121.44	448	3.26	15.80	2.68
33	SHEIKHPURA	734	31.03	38	0.59	5.18	1.90
34	SHEOHAR	583	24.48	15	0.27	2.57	1.10
35	SITAMARHI	2303	98.66	212	2.47	9.21	2.50
36	SIWAN	3448	147.72	397	5.87	11.51	3.97
37	SUPAUL	946	40.32	57	1.30	6.03	3.22
38	VAISHALI	2840	121.79	403	8.29	14.19	6.81
TOTAL		82980	3551.14	9865	145.34	11.89	4.09

STATE LEVEL BANKERS' COMMITTEE BIHAR							
CONVENOR : STATE BANK OF INDIA							
BANK WISE PROGRESS UNDER FISHERIES FY 2024-25 AS ON 31.12.2024							
No. in Actual and Amount in Crore							
SR.N O.	NAME OF BANK	TARGET		DISBURSED		% ACHIEVEMENT	
		No.	Amt.	No.	Amt.	No.	Amt.
	LEAD BANKS						
1	STATE BANK OF INDIA	6914	200.01	79	1.89	1.14	0.94
2	BANK OF BARODA	2012	57.8	74	0.92	3.68	1.59
3	CANARA BANK	2274	65.37	62	2.75	2.73	4.21
4	CENTRAL BANK OF INDIA	3590	103.55	19	1.60	0.53	1.55
5	PUNJAB NATIONAL BANK	4679	135.13	3	0.32	0.06	0.24
6	UNION BANK OF INDIA	1491	42.65	55	1.12	3.69	2.63
7	UCO BANK	1515	43.36	0	0.00	0.00	0.00
	OTHER BANKS						
8	BANK OF INDIA	2438	70.09	0	0.00	0.00	0.00
9	BANK OF MAHARASHTRA	355	9.69	1	0.02	0.28	0.21
10	INDIAN BANK	2064	59.29	0	0.00	0.00	0.00
11	INDIAN OVERSEAS BANK	387	10.67	10	0.13	2.58	1.22
12	PUNJAB AND SIND BANK	115	3.13	1	0.00	0.87	0.00
	Total Public Sector Bank	27834	800.74	304	8.75	1.09	1.09
	PRIVATE BANKS						
13	AXIS BANK	953	26.99	0	0.00	0.00	0.00
14	BANDHAN BANK	1292	36.91	4775	34.22	369.58	92.71
15	FEDERAL BANK	51	1.4	1	0.01	1.96	0.71
16	HDFC BANK	1233	35.18	0	0.00	0.00	0.00
17	ICICI BANK	811	22.9	404	5.53	49.82	24.15
18	IDBI BANK	508	14.1	0	0.00	0.00	0.00
19	INDUSIND BANK	1725	49.84	0	0.00	0.00	0.00
20	J & K BANK	2	0.03	0	0.00	0.00	0.00
21	KARNATAKA BANK	2	0.03	0	0.00	0.00	0.00
22	KOTAK MAHINDRA BANK	1358	39.27	0	0.00	0.00	0.00
23	SOUTH INDIAN BANK	3	0.07	0	0.00	0.00	0.00
24	YES BANK	20	0.54	0	0.00	0.00	0.00
25	KARUR VYSYA BANK	2	0.03	0	0.00	0.00	0.00
26	IDFC FIRST BANK	16	0.44	2822	11.68	17637.50	2654.55
27	RBL BANK	207	5.96	0	0.00	0.00	0.00
	Total Private Sector Bank	8183	233.69	8002	51.44	97.79	22.01
	Total COMM. BANKS	36017	1034.43	8306	60.19	23.06	5.82
	CO-OPERATIVE BANKS						
28	STATE CO-OP. BANK	2127	61.13	0	0.00	0.00	0.00
	Total Cooperative Bank	2127	61.13	0	0.00	0.00	0.00
	REGIONAL RURAL BANKS						
29	DAKSHIN BIHAR GRAMIN BANK	7116	206.01	0	0.00	0.00	0.00
30	UTTAR BIHAR GRAMIN BANK	9438	273.4	2066	21.68	21.89	7.93
	Total Region Rural Bank	16554	479.41	2066	21.68	12.48	4.52
	SMALL FINANCE BANK						
31	JANA SMALL FIN. BANK	234	6.57	0	0.00	0.00	0.00
32	UJJIVAN SMALL FIN. BANK	368	10.28	0	0.00	0.00	0.00
33	UTKARSH SMALL FIN. BANK	2923	84.19	715	3.75	24.46	4.45
34	ESAF SMALL FIN. BANK	77	2.04	1028	4.68	1335.06	229.41
35	UNITY SMALL FINANCE BANK	221	6.19	0	0.00	0.00	0.00
	Total Small Financial Bank	3823	109.27	1743	8.43	45.59	7.71
	TOTAL FOR BIHAR	58521	1684.24	12115	90.30	20.70	5.36

STATE LEVEL BANKERS' COMMITTEE BIHAR**CONVENOR : STATE BANK OF INDIA****DISTRICT WISE PROGRESS UNDER FISHERIES FY 2024-25 AS ON 31.12.2024****No. in Actual and Amount in Crore**

SR.NO.	NAME OF BANK	TARGET		DISBURSED		% ACHIEVEMENT	
		No.	Amt.	No.	Amt.	No.	Amt.
1	ARARIA	1087	31.18	819	5.13	75.34	16.45
2	ARWAL	575	16.45	57	0.34	9.91	2.07
3	AURANGABAD	1881	54.21	152	1.00	8.08	1.84
4	BANKA	543	15.37	85	1.21	15.65	7.87
5	BEGUSARAI	2824	81.45	194	1.39	6.87	1.71
6	BHAGALPUR	824	23.60	517	3.57	62.74	15.13
7	BHOJPUR	1499	43.07	174	1.10	11.61	2.55
8	BUXAR	825	23.58	19	0.23	2.30	0.98
9	DARBHANGA	1358	38.86	246	2.07	18.11	5.33
10	GAYA	2047	58.99	413	3.19	20.18	5.41
11	GOPALGANJ	1468	42.29	215	1.94	14.65	4.59
12	JAMUI	446	12.67	85	0.61	19.06	4.81
13	JEHANABAD	449	12.72	24	0.25	5.35	1.97
14	KAIMUR (BHABUA)	1398	40.18	37	0.24	2.65	0.60
15	KATI HAR	2931	84.65	1864	11.75	63.60	13.88
16	KHAGARIA	1096	31.42	181	1.36	16.51	4.33
17	KISHANGANJ	471	13.34	425	2.44	90.23	18.29
18	LAKHISARAI	509	14.58	67	0.49	13.16	3.36
19	MADHEPURA	677	19.31	101	0.96	14.92	4.97
20	MADHUBANI	2432	70.19	682	8.80	28.04	12.54
21	MUNGER	922	26.45	151	0.76	16.38	2.87
22	MUZAFFARPUR	2455	70.76	504	3.92	20.53	5.54
23	NALANDA	1585	45.59	337	2.44	21.26	5.35
24	NAWADA	418	11.86	122	1.12	29.19	9.44
25	PASHCHIM CHAMPARAN	2047	59.06	221	1.38	10.80	2.34
26	PATNA	1163	33.16	468	4.38	40.24	13.21
27	PURBI CHAMPARAN	1896	54.66	393	2.15	20.73	3.93
28	PURNIA	1862	53.59	1073	8.43	57.63	15.73
29	ROHTAS	1508	43.48	309	1.70	20.49	3.91
30	SAHARSA	349	9.73	409	2.30	117.19	23.64
31	SAMASTIPUR	3355	96.86	288	1.83	8.58	1.89
32	SARAN	3771	109.09	473	3.08	12.54	2.82
33	SHEIKHPURA	566	16.13	14	0.33	2.47	2.05
34	SHEOHAR	546	15.53	143	0.69	26.19	4.44
35	SITAMARHI	1560	44.93	143	0.94	9.17	2.09
36	SIWAN	4344	125.53	294	2.64	6.77	2.10
37	SUPAUL	475	13.57	223	1.65	46.95	12.16
38	VAISHALI	4359	126.15	193	2.49	4.43	1.97
TOTAL		58521	1684.24	12115	90.30	20.70	5.36

STATE LEVEL BANKERS' COMMITTEE BIHAR							
(CONVENOR : STATE BANK OF INDIA)							
BANK WISE PROGRESS UNDER FARM MECHANISATION FY 2024-25 AS ON 31.12.2024							
No. in Actual and Amount in Crore							
SL.NO.	NAME OF BANK	TARGET		DISBURSED		% ACHIEVEMENT	
		NO.	AMT	NO.	AMT	NO.	AMT
	LEAD BANKS						
1	STATE BANK OF INDIA	10989	392.6	6	0.16	0.05	0.04
2	BANK OF BARODA	11197	400.08	0	0.00	0.00	0.00
3	CANARA BANK	3933	140.09	4	0.54	0.10	0.39
4	CENTRAL BANK OF INDIA	1986	70.44	5	0.24	0.25	0.34
5	PUNJAB NATIONAL BANK	2222	78.86	1663	80.91	74.84	102.60
6	UNION BANK OF INDIA	493	16.94	3	0.20	0.61	1.18
7	UCO BANK	8252	294.71	5	0.07	0.06	0.02
	OTHER BANKS						
8	BANK OF INDIA	567	19.57	15	1.22	2.65	6.23
9	BANK OF MAHARASHTRA	858	30	0	0.00	0.00	0.00
10	INDIAN BANK	10565	377.5	101	2.57	0.96	0.68
11	INDIAN OVERSEAS BANK	1211	42.76	147	3.46	12.14	8.09
12	PUNJAB AND SIND BANK	345	12.08	0	0.00	0.00	0.00
	Total Public Sector Bank	52618	1875.63	1949	89.37	3.70	4.76
	PRIVATE BANKS						
13	AXIS BANK	5966	212.86	0	0.00	0.00	0.00
14	BANDHAN BANK	1855	65.75	0	0.00	0.00	0.00
15	FEDERAL BANK	972	34.75	0	0.00	0.00	0.00
16	HDFC BANK	5677	202.46	126656	806.81	2231.04	398.50
17	ICICI BANK	2369	84.17	210	8.68	8.86	10.31
18	IDBI BANK	1507	53.18	0	0.00	0.00	0.00
19	INDUSIND BANK	23385	836.91	0	0.00	0.00	0.00
20	J & K BANK	12	0.41	0	0.00	0.00	0.00
21	KARNATAKA BANK	12	0.41	0	0.00	0.00	0.00
22	KOTAK MAHINDRA BANK	16542	592.05	1977	108.93	11.95	18.40
23	SOUTH INDIAN BANK	23	0.82	0	0.00	0.00	0.00
24	YES BANK	120	4.25	0	0.00	0.00	0.00
25	KARUR VYSYA BANK	12	0.41	0	0.00	0.00	0.00
26	IDFC FIRST BANK	149	5.31	699	8.51	469.13	160.26
27	RBL BANK	2875	102.86	1507	75.64	52.42	73.54
	Total Private Sector Bank	61476	2196.6	131049	1008.57	213.17	45.92
	Total COMM. BANKS	114094	4072.23	132998	1097.94	116.57	26.96
	CO-OPERATIVE BANKS						
28	STATE CO-OP. BANK	6296	224.63	0	0.00	0.00	0.00
	Total Cooperative Bank	6296	224.63	0	0.00	0.00	0.00
	REGIONAL RURAL BANKS						
29	DAKSHIN BIHAR GRAMIN BANK	1411	50.25	3	0.11	0.21	0.22
30	UTTAR BIHAR GRAMIN BANK	11445	409.36	1	0.02	0.01	0.00
	Total Region Rural Bank	12856	459.61	4	0.13	0.03	0.03
	SMALL FINANCE BANK						
31	JANA SMALL FIN. BANK	1555	55.33	0	0.00	0.00	0.00
32	UJJIVAN SMALL FIN. BANK	11712	418.83	0	0.00	0.00	0.00
33	UTKARSH SMALL FIN. BANK	22383	800.63	0	0.00	0.00	0.00
34	ESAF SMALL FIN. BANK	1616	57.64	50	0.22	3.09	0.38
35	UNITY SMALL FINANCE BANK	1999	71.33	0	0.00	0.00	0.00
	Total Small Financial Bank	39265	1403.76	50	0.22	0.13	0.02
	TOTAL FOR BIHAR	172511	6160.23	133052	1098.29	77.13	17.83

STATE LEVEL BANKERS' COMMITTEE BIHAR							
(CONVENOR : STATE BANK OF INDIA)							
DISTRICT WISE PROGRESS UNDER FARM MECHANISATION FY 2024-25 AS ON 31.12.2024							
No. in Actual and Amount in Crore							
SL.NO.	NAME OF BANK	TARGET		DISBURSED		% ACHIEVEMENT	
		NO.	AMT	NO.	AMT	NO.	AMT
1	ARARIA	3523	125.67	8161	50.81	231.65	40.43
2	ARWAL	1686	60.03	45	1.33	2.67	2.22
3	AURANGABAD	3159	112.68	2862	25.61	90.60	22.73
4	BANKA	3696	131.87	470	4.49	12.72	3.40
5	BEGUSARAI	3522	125.49	5167	44.82	146.71	35.72
6	BHAGALPUR	5729	204.57	2206	16.47	38.51	8.05
7	BHOJPUR	5186	185.27	210	8.98	4.05	4.85
8	BUXAR	5528	197.53	1047	8.75	18.94	4.43
9	DARBHANGA	4408	157.34	6815	48.39	154.61	30.76
10	GAYA	11656	416.87	4301	43.41	36.90	10.41
11	GOPALGANJ	4363	155.88	2561	22.85	58.70	14.66
12	JAMUI	2956	105.49	579	3.19	19.59	3.02
13	JEHANABAD	2301	81.78	135	3.27	5.87	4.00
14	KAIMUR (BHABUA)	3193	114.00	1796	14.73	56.25	12.92
15	KATIHAR	2456	87.60	3575	62.33	145.56	71.15
16	KHAGARIA	3892	139.07	2554	17.88	65.62	12.86
17	KISHANGANJ	1520	54.05	6937	41.24	456.38	76.30
18	LAKHISARAI	1644	58.58	209	1.31	12.71	2.24
19	MADHEPURA	2565	91.39	4152	26.06	161.87	28.52
20	MADHUBANI	4545	162.32	7449	52.42	163.89	32.29
21	MUNGER	2546	90.72	195	1.33	7.66	1.47
22	MUZAFFARPUR	10026	358.43	8990	75.85	89.67	21.16
23	NALANDA	5920	211.53	1403	18.41	23.70	8.70
24	NAWADA	1997	71.15	629	10.76	31.50	15.12
25	PASHCHIM CHAMPARAN	5136	183.59	10330	67.19	201.13	36.60
26	PATNA	11294	403.73	2655	102.61	23.51	25.42
27	PURBI CHAMPARAN	11049	395.03	8012	57.02	72.51	14.43
28	PURNIA	5155	184.03	4648	33.39	90.16	18.14
29	ROHTAS	4320	154.34	2241	21.15	51.88	13.70
30	SAHARSA	1791	63.64	3475	26.86	194.03	42.21
31	SAMASTIPUR	10458	374.00	6879	44.16	65.78	11.81
32	SARAN	4687	167.43	2088	14.30	44.55	8.54
33	SHEIKHPURA	805	28.42	154	0.96	19.13	3.38
34	SHEOHAR	1023	36.31	1400	8.74	136.85	24.07
35	SITAMARHI	3049	108.84	7887	47.37	258.67	43.52
36	SIWAN	5151	183.95	3482	21.71	67.60	11.80
37	SUPAUL	2558	91.17	2486	16.67	97.19	18.28
38	VAISHALI	8018	286.44	4867	31.47	60.70	10.99
TOTAL		172511	6160.23	133052	1098.29	77.13	17.83

STATE LEVEL BANKERS' COMMITTEE BIHAR							
(CONVENOR : STATE BANK OF INDIA)							
BANK WISE PROGRESS UNDER AGRI TERM LOAN FY 2024-25 AS ON 31.12.2024							
No. in Actual and Amount in Crore							
SL.NO.	NAME OF BANK	TARGET		DISBURSED		% ACHIEVEMENT	
		NO.	AMT	NO.	AMT	NO.	AMT
	LEAD BANKS						
1	STATE BANK OF INDIA	252465	3175.46	164360	1726.55	65.10	54.37
2	BANK OF BARODA	83014	1232.24	40355	654.32	48.61	53.10
3	CANARA BANK	72727	968.43	3728	72.05	5.13	7.44
4	CENTRAL BANK OF INDIA	55399	994.77	96357	1313.65	173.93	132.06
5	PUNJAB NATIONAL BANK	145345	1878.99	7278	365.14	5.01	19.43
6	UNION BANK OF INDIA	17648	340.15	15673	229.4	88.81	67.44
7	UCO BANK	66498	973.94	948	14.5	1.43	1.49
	OTHER BANKS						
8	BANK OF INDIA	28304	533.61	31184	575.04	110.18	107.76
9	BANK OF MAHARASHTRA	4679	100.25	1811	47.66	38.70	47.54
10	INDIAN BANK	82437	1207.76	6617	212.93	8.03	17.63
11	INDIAN OVERSEAS BANK	14892	203.41	314	10.84	2.11	5.33
12	PUNJAB AND SIND BANK	2056	47.77	101	2.62	4.91	5.48
	Total Public Sector Bank	825464	11656.78	368726	5224.7	44.67	44.82
	PRIVATE BANKS						
13	AXIS BANK	38507	593.44	49939	302.31	129.69	50.94
14	BANDHAN BANK	35018	525.6	177751	1301.25	507.60	247.57
15	FEDERAL BANK	2693	54.16	2	0.25	0.07	0.46
16	HDFC BANK	48353	697.82	201497	1570.11	416.72	225.00
17	ICICI BANK	12018	264.89	28655	388.82	238.43	146.79
18	IDBI BANK	11089	180.89	32792	268.34	295.72	148.34
19	INDUSIND BANK	211861	2648.62	992076	4459.56	468.27	168.37
20	J & K BANK	99	1.73	0	0	0.00	0.00
21	KARNATAKA BANK	99	1.73	0	0	0.00	0.00
22	KOTAK MAHINDRA BANK	102328	1340.87	144027	842.31	140.75	62.82
23	SOUTH INDIAN BANK	191	3.45	0	0	0.00	0.00
24	YES BANK	10917	75.93	24351	103.74	223.06	136.63
25	KARUR VYSYA BANK	99	1.73	0	0	0.00	0.00
26	IDFC FIRST BANK	3422	45.96	50034	211.55	1462.13	460.29
27	RBL BANK	30125	373.46	226990	1083.45	753.49	290.11
	Total Private Sector Bank	506819	6810.28	1928114	10531.69	380.43	154.64
	Total COMM. BANKS	1332283	18467.06	2296840	15756.39	172.40	85.32
	CO-OPERATIVE BANKS						
28	STATE CO-OP. BANK	108093	1238.35	1106	295.05	1.02	23.83
	Total Cooperative Bank	108093	1238.35	1106	295.05	1.02	23.83
	REGIONAL RURAL BANKS						
29	DAKSHIN BIHAR GRAMIN BANK	159936	2482.43	351281	4515.66	219.64	181.90
30	UTTAR BIHAR GRAMIN BANK	316873	3765.14	66890	729.11	21.11	19.36
	Total Region Rural Bank	476809	6247.57	418171	5244.77	87.70	83.95
	SMALL FINANCE BANK						
31	JANA SMALL FIN. BANK	6397	160.22	48344	270.02	755.73	168.53
32	UJJIVAN SMALL FIN. BANK	72012	917.16	77699	498.56	107.90	54.36
33	UTKARSH SMALL FIN. BANK	204003	2520.52	226095	1257.98	110.83	49.91
34	ESAF SMALL FIN. BANK	13428	141.47	12487	92.8	92.99	65.60
35	UNITY SMALL FINANCE BANK	10000	158.37	61694	286.47	616.94	180.89
	Total Small Financial Bank	305840	3897.74	426319	2405.83	139.39	61.72
	TOTAL FOR BIHAR	2223025	29850.72	3142436	23702.04	141.36	79.40

STATE LEVEL BANKERS' COMMITTEE BIHAR

(CONVENOR : STATE BANK OF INDIA)

DISTRICT WISE PROGRESS UNDER AGRI TERM LOAN FY 2024-25 AS ON 31.12.2024

No. in Actual and Amount in Crore

SL.NO.	NAME OF BANK	TARGET		DISBURSED		% ACHIEVEMENT	
		NO.	AMT	NO.	AMT	NO.	AMT
1	ARARIA	42357	622.40	47561	475.04	112.29	76.32
2	ARWAL	19829	279.13	7144	80.06	36.03	28.68
3	AURANGABAD	34715	550.45	43106	464.50	124.17	84.39
4	BANKA	40286	522.92	40431	374.18	100.36	71.56
5	BEGUSARAI	57329	878.10	82286	773.30	143.53	88.07
6	BHAGALPUR	69518	907.00	63987	636.72	92.04	70.20
7	BHOJPUR	68582	908.99	99012	764.81	144.37	84.14
8	BUXAR	69340	810.63	33327	348.60	48.06	43.00
9	DARBHANGA	63491	817.57	81949	601.49	129.07	73.57
10	GAYA	110381	1515.54	223383	1464.56	202.37	96.64
11	GOPALGANJ	49779	638.54	45061	383.44	90.52	60.05
12	JAMUI	33873	431.47	27189	263.84	80.27	61.15
13	JEHANABAD	27000	367.02	16068	182.70	59.51	49.78
14	KAIMUR (BHABUA)	40120	574.71	32238	327.80	80.35	57.04
15	KATIHAR	61253	794.58	79414	726.70	129.65	91.46
16	KHAGARIA	31349	460.48	31800	338.35	101.44	73.48
17	KISHANGANJ	35424	465.42	36374	402.79	102.68	86.54
18	LAKHISARAI	23845	381.83	18033	197.33	75.63	51.68
19	MADHEPURA	33498	439.29	47580	320.07	142.04	72.86
20	MADHUBANI	91337	1114.62	49286	405.69	53.96	36.40
21	MUNGER	44118	611.30	19701	228.39	44.66	37.36
22	MUZAFFARPUR	163371	1863.90	111496	962.78	68.25	51.65
23	NALANDA	68527	940.50	44391	521.64	64.78	55.46
24	NAWADA	35237	436.07	29665	377.56	84.19	86.58
25	PASHCHIM CHAMPARAN	74445	1130.21	60936	508.32	81.85	44.98
26	PATNA	115639	1886.41	541251	3286.73	468.05	174.23
27	PURBI CHAMPARAN	109129	1261.64	124635	928.24	114.21	73.57
28	PURNIA	70523	943.29	58119	570.36	82.41	60.46
29	ROHTAS	55558	707.95	44271	512.35	79.68	72.37
30	SAHARSA	18084	243.70	25098	215.62	138.79	88.48
31	SAMASTIPUR	102608	1477.89	79243	844.06	77.23	57.11
32	SARAN	83019	1148.57	84243	643.86	101.47	56.06
33	SHEIKHPURA	13843	200.27	9604	87.19	69.38	43.54
34	SHEOHAR	13656	191.11	9315	90.70	68.21	47.46
35	SITAMARHI	42813	618.66	36410	343.66	85.04	55.55
36	SIWAN	78695	1054.51	233105	1355.16	296.21	128.51
37	SUPAUL	23389	329.23	27992	246.16	119.68	74.77
38	VAISHALI	107065	1324.82	497732	2447.29	464.89	184.73
TOTAL		2223025	29850.72	3142436	23702.04	141.36	79.40

STATE LEVEL BANKERS' COMMITTEE BIHAR							
(CONVENOR : STATE BANK OF INDIA)							
BANK WISE PROGRESS UNDER FARM CREDIT LOAN FY 2024-25 AS ON 31.12.2024							
No. in Actual and Amount in Crore							
SL.NO.	NAME OF BANK	TARGET		DISBURSED		% ACHIEVEMENT	
		NO.	AMT	NO.	AMT	NO.	AMT
	LEAD BANKS						
1	STATE BANK OF INDIA	651773	9164.75	288261	3028.66	44.23	33.05
2	BANK OF BARODA	278140	4158.8	70032	1066.74	25.18	25.65
3	CANARA BANK	202886	2920.46	26279	471.63	12.95	16.15
4	CENTRAL BANK OF INDIA	191646	3038.17	125839	1517.59	65.66	49.95
5	PUNJAB NATIONAL BANK	455298	6527.9	39977	1408.74	8.78	21.58
6	UNION BANK OF INDIA	119677	1870.25	41804	531.22	34.93	28.40
7	UCO BANK	212823	3168.5	20367	519.79	9.57	16.40
	OTHER BANKS						
8	BANK OF INDIA	223387	3459.49	47798	692.68	21.40	20.02
9	BANK OF MAHARASHTRA	20827	342.18	2036	52.24	9.78	15.27
10	INDIAN BANK	291607	4344.96	11360	266.99	3.90	6.14
11	INDIAN OVERSEAS BANK	34025	490.21	1408	51.74	4.14	10.55
12	PUNJAB AND SIND BANK	4588	85.71	128	2.92	2.79	3.41
	Total Public Sector Bank	2686677	39571.38	675289	9610.94	25.13	24.29
	PRIVATE BANKS						
13	AXIS BANK	92841	1408.132	59311	1018.9	63.88	72.36
14	BANDHAN BANK	294321	4414.81	177751	1301.25	60.39	29.47
15	FEDERAL BANK	5327	93.66	7703	120.44	144.60	128.59
16	HDFC BANK	160740	2383.3	202653	1620.46	126.08	67.99
17	ICICI BANK	60047	984.99	30059	489.47	50.06	49.69
18	IDBI BANK	41584	637.982	35328	302.75	84.96	47.45
19	INDUSIND BANK	220462	2777.55	992247	4460.52	450.08	160.59
20	J & K BANK	99	1.73	1	0.01	1.01	0.58
21	KARNATAKA BANK	99	1.73	1	0.04	1.01	2.31
22	KOTAK MAHINDRA BANK	111636	1480.346	144027	842.31	129.01	56.90
23	SOUTH INDIAN BANK	191	3.45	60	1.22	31.41	35.36
24	YES BANK	10917	75.93	24351	103.74	223.06	136.63
25	KARUR VYSYA BANK	99	1.73	0	0	0.00	0.00
26	IDFC FIRST BANK	6144	86.78	50034	211.55	814.36	243.78
27	RBL BANK	32248	405.27	226990	1083.45	703.89	267.34
	Total Private Sector Bank	1036755	14757.39	1950516	11556.11	188.14	78.31
	Total COMM. BANKS	3723432	54328.77	2625805	21167.05	70.52	38.96
	CO-OPERATIVE BANKS						
28	STATE CO-OP. BANK	491216	6984.91	56905	2710.19	11.58	38.80
	Total Cooperative Bank	491216	6984.91	56905	2710.19	11.58	38.80
	REGIONAL RURAL BANKS						
29	DAKSHIN BIHAR GRAMIN BANK	688602	10412.24	593271	5253.78	86.16	50.46
30	UTTAR BIHAR GRAMIN BANK	929633	12956.39	784730	8338.54	84.41	64.36
	Total Region Rural Bank	1618235	23368.63	1378001	13592.32	85.15	58.16
	SMALL FINANCE BANK						
31	JANA SMALL FIN. BANK	13583	306.92	48344	270.02	355.92	87.98
32	UJJIVAN SMALL FIN. BANK	88265	1158.86	77742	498.86	88.08	43.05
33	UTKARSH SMALL FIN. BANK	250344	3178.51	226095	1257.98	90.31	39.58
34	ESAF SMALL FIN. BANK	15522	172.87	12487	92.8	80.45	53.68
35	UNITY SMALL FINANCE BANK	24896	381.73	61694	286.47	247.81	75.05
	Total Small Financial Bank	392610	5198.89	426362	2406.13	108.60	46.28
	TOTAL FOR BIHAR	6225493	89881.20	4487073	39875.69	72.08	44.36

STATE LEVEL BANKERS' COMMITTEE BIHAR

(CONVENOR : STATE BANK OF INDIA)

DISTRICT WISE PROGRESS UNDER FARM CREDIT LOAN FY 2024-25 AS ON 31.12.2024

No. in Actual and Amount in Crore

SL.NO.	NAME OF BANK	TARGET		DISBURSED		% ACHIEVEMENT	
		NO.	AMT	NO.	AMT	NO.	AMT
1	ARARIA	104760	1558.21	88233	1028.87	84.22	66.03
2	ARWAL	46018	671.81	13461	153.68	29.25	22.88
3	AURANGABAD	228436	3456.13	64709	754.71	28.33	21.84
4	BANKA	95594	1352.33	56196	607.02	58.79	44.89
5	BEGUSARAI	182032	2748.45	127621	1215.22	70.11	44.21
6	BHAGALPUR	225255	3242.90	88740	967.34	39.40	29.83
7	BHOJPUR	207721	2995.92	120478	892.04	58.00	29.78
8	BUXAR	212324	2955.22	47748	436.37	22.49	14.77
9	DARBHANGA	164778	2336.68	134024	1177.66	81.34	50.40
10	GAYA	232648	3349.36	255934	1879.92	110.01	56.13
11	GOPALGANJ	233937	3400.73	97609	1020.57	41.72	30.01
12	JAMUI	97323	1383.05	42496	339.18	43.66	24.52
13	JEHANABAD	75430	1093.36	26104	325.58	34.61	29.78
14	KAIMUR (BHABUA)	159981	2372.49	48838	662.22	30.53	27.91
15	KATIHAR	141195	1993.54	127371	1173.32	90.21	58.86
16	KHAGARIA	122306	1824.64	54498	479.51	44.56	26.28
17	KISHANGANJ	72294	1018.30	65908	812.15	91.17	79.76
18	LAKHISARAI	77312	1183.70	27112	272.61	35.07	23.03
19	MADHEPURA	108760	1568.10	72148	613.29	66.34	39.11
20	MADHUBANI	231680	3219.55	117452	1191.96	50.70	37.02
21	MUNGER	80746	1160.60	28898	285.14	35.79	24.57
22	MUZAFFARPUR	338628	4492.59	192755	1932.33	56.92	43.01
23	NALANDA	176640	2562.04	70895	670.59	40.14	26.17
24	NAWADA	119073	1693.48	66197	577.67	55.59	34.11
25	PASHCHIM CHAMPARAN	167457	2525.20	135256	1241.30	80.77	49.16
26	PATNA	365313	5631.25	566242	4775.64	155.00	84.81
27	PURBI CHAMPARAN	299207	4112.65	225992	2089.20	75.53	50.80
28	PURNIA	176128	2527.26	115262	1218.32	65.44	48.21
29	ROHTAS	191493	2746.82	70750	1021.47	36.95	37.19
30	SAHARSA	102730	1513.33	53455	563.16	52.03	37.21
31	SAMASTIPUR	242716	3579.32	128652	1223.51	53.01	34.18
32	SARAN	215905	3141.66	135303	1296.05	62.67	41.25
33	SHEIKHPURA	38935	576.54	16792	155.14	43.13	26.91
34	SHEOHAR	38097	557.50	21032	207.88	55.21	37.29
35	SITAMARHI	135173	2003.78	81785	794.29	60.50	39.64
36	SIWAN	214486	3091.23	278582	1837.06	129.88	59.43
37	SUPAUL	95859	1416.08	59513	594.25	62.08	41.96
38	VAISHALI	207123	2825.40	563032	3389.47	271.83	119.96
TOTAL		6225493	89881.20	4487073	39875.69	72.08	44.36

STATE LEVEL BANKERS' COMMITTEE BIHAR																			
CONVENOR : STATE BANK OF INDIA																			
DISTRICT WISE INVESTMENT CREDIT UNDER AGRICULTURE - DISBURSEMENT AS ON 31.12.2024																			
No. in Actual and Amount in Crore																			
S.N.	NAME OF BANK	Animal husbandry and allied activities		Farm Production organistaion		Dairy Dev		Farm Mechanisation		Poultry		Fisheries		Rural Godown		Agri Clinic		Other	
		No.	Amt.	No.	Amt.	No.	Amt.	No.	Amt.	No.	Amt.	No.	Amt.	No.	Amt.	No.	Amt.	No.	Amt.
1	ARARIA	1244	8.12	0	0.00	2299	13.69	8161	50.81	342	3.00	819	5.13	4	0.67	0	0.00	12631	155.19
2	ARWAL	134	1.53	0	0.00	375	3.88	45	1.33	109	1.40	57	0.34	0	0.00	0	0.00	1564	16.86
3	AURANGABAD	323	4.27	0	0.00	486	3.60	2862	25.61	727	6.36	152	1.00	0	0.00	0	0.00	16534	136.45
4	BANKA	730	5.80	0	0.00	4407	23.22	470	4.49	186	1.32	85	1.21	0	0.00	0	0.00	9294	184.66
5	BEGUSARAI	1557	12.05	0	0.00	5196	35.42	5167	44.82	148	5.14	194	1.39	1	0.30	0	0.00	34090	457.65
6	BHAGALPUR	1514	17.16	0	0.00	5102	36.28	2206	16.47	475	5.21	517	3.57	0	0.00	0	0.00	23282	440.67
7	BHOJPUR	574	4.61	0	0.00	1333	9.48	210	8.98	106	1.32	174	1.10	0	0.00	0	0.00	20644	174.34
8	BUXAR	480	3.10	0	0.00	401	2.21	1047	8.75	20	0.25	19	0.23	1	0.04	0	0.00	10896	151.96
9	DARBHANGA	4077	51.29	0	0.00	3858	25.52	6815	48.39	224	3.06	246	2.07	0	0.00	0	0.00	51147	335.88
10	GAYA	242	2.32	0	0.00	2396	37.63	4301	43.41	540	4.54	413	3.19	0	0.00	0	0.00	20914	225.52
11	GOPALGANJ	1377	14.21	0	0.00	2492	26.66	2561	22.85	314	6.05	215	1.94	0	0.00	0	0.00	23852	162.08
12	JAMUI	376	3.08	0	0.00	622	7.69	579	3.19	157	1.67	85	0.61	0	0.00	0	0.00	6202	115.91
13	JEHANABAD	398	3.71	0	0.00	368	3.77	135	3.27	87	0.94	24	0.25	0	0.00	0	0.00	2721	33.74
14	KAIMUR (BHABUA)	270	2.23	1	0.20	558	6.78	1796	14.73	50	0.59	37	0.24	1	0.23	0	0.00	6843	79.48
15	KATIHAR	640	5.24	0	0.00	3760	27.09	3575	62.33	683	5.77	1864	11.75	2	0.44	0	0.00	34558	235.79
16	KHAGARIA	2027	18.96	0	0.00	4841	40.55	2554	17.88	69	1.17	181	1.36	2	0.60	0	0.00	7107	88.40
17	KISHANGANJ	554	4.15	0	0.00	1103	5.93	6937	41.24	446	3.24	425	2.44	0	0.00	0	0.00	4165	56.76
18	LAKHISARAI	713	8.02	0	0.00	1427	12.14	209	1.31	31	0.33	67	0.49	0	0.00	0	0.00	2755	36.81
19	MADHEPURA	493	3.09	0	0.00	2795	16.29	4152	26.06	108	1.57	101	0.96	1	0.13	0	0.00	18307	111.16
20	MADHUBANI	1682	24.22	0	0.00	2979	18.26	7449	52.42	544	8.22	682	8.80	0	0.00	0	0.00	19694	129.89
21	MUNGER	742	7.80	0	0.00	2373	19.31	195	1.33	157	1.22	151	0.76	2	0.02	0	0.00	4378	80.62
22	MUZAFFARPUR	29151	144.05	0	0.00	8156	67.20	8990	75.85	475	19.02	504	3.92	2	2.16	1	0.00	39518	517.59
23	NALANDA	1541	15.35	0	0.00	3608	26.18	1403	18.41	169	3.73	337	2.44	2	0.42	0	0.00	10146	96.82
24	NAWADA	342	4.29	0	0.00	422	5.54	629	10.76	90	2.21	122	1.12	0	0.00	0	0.00	6831	54.64
25	PASHCHIM CHAMPARAN	2602	18.09	0	0.00	4063	34.47	10330	67.19	162	4.06	221	1.38	0	0.00	0	0.00	23543	233.83
26	PATNA	105830	486.73	0	0.00	8401	95.49	2655	102.61	423	9.82	468	4.38	3	10.32	2	0.04	68104	1159.70
27	PURBI CHAMPARAN	3578	30.97	0	0.00	5028	38.30	8012	57.02	384	4.91	393	2.15	0	0.00	0	0.00	33696	315.77
28	PURNIA	523	4.16	0	0.00	4664	28.20	4648	33.39	634	8.04	1073	8.43	22	7.18	0	0.00	18161	260.92
29	ROHTAS	348	3.54	0	0.00	1805	14.13	2241	21.15	157	2.49	309	1.70	3	0.98	0	0.00	12849	135.00
30	SAHARSA	510	2.00	0	0.00	3448	17.81	3475	26.86	106	0.78	409	2.30	0	0.00	0	0.00	8323	70.38
31	SAMASTIPUR	3399	30.40	0	0.00	6342	46.48	6879	44.16	172	5.86	288	1.83	1	0.19	0	0.00	26327	364.62
32	SARAN	1441	14.79	0	0.00	3654	28.09	2088	14.30	448	3.26	473	3.08	0	0.00	0	0.00	53203	339.92
33	SHEIKHPURA	801	5.01	3	0.02	722	4.73	154	0.96	38	0.59	14	0.33	0	0.00	0	0.00	4246	49.31
34	SHEOHAR	565	4.60	0	0.00	2084	17.93	1400	8.74	15	0.27	143	0.69	0	0.00	0	0.00	3087	45.40
35	SITAMARHI	2180	19.34	0	0.00	2650	20.26	7887	47.37	212	2.47	143	0.94	0	0.00	0	0.00	14444	158.68
36	SIWAN	11550	67.32	3	0.06	2297	23.19	3482	21.71	397	5.87	294	2.64	0	0.00	0	0.00	23976	186.43
37	SUPAUL	306	2.46	0	0.00	790	6.32	2486	16.67	57	1.30	223	1.65	0	0.00	0	0.00	1767	26.92
38	VAISHALI	2227	35.18	3	0.00	3273	35.86	4867	31.47	403	8.29	193	2.49	1	0.47	0	0.00	15873	227.37
	TOTAL	187041	1093.24	10	0.28	110578	885.58	133052	1098.29	9865	145.34	12115	90.30	48	24.15	3	0.04	695672	7653.12

STATE LEVEL BANKERS' COMMITTEE BIHAR

CONVENOR : STATE BANK OF INDIA

DISTRICT WISE INVESTMENT CREDIT UNDER AGRICULTURE - OUTSTANDING AS ON 31.12.2024

No. in Actual and Amount in Crore

SR.	NAME OF BANK	Animal husbandry and allied activities		Farm Production organistaion		Dairy Dev		Farm Mechanisation		Poultry		Fisheries		Rural Godown		Agri Clinic		Other	
		No.	Amt.	No.	Amt.	No.	Amt.	No.	Amt.	No.	Amt.	No.	Amt.	No.	Amt.	No.	Amt.	No.	Amt.
1	ARARIA	1770	14.15	0	0	4877	31.18	16317	78.65	749	9.84	1460	5.93	12	3.54	1	0.02	21836	220.84
2	ARWAL	268	2.61	0	0	1754	13.69	673	17.01	206	2.29	158	1.05	0	0	0	0	3327	31.18
3	AURANGABAD	815	5.42	0	0	2498	16.29	12247	129.83	1329	8.7	421	1.32	1	0	1	0.01	41578	240.78
4	BANKA	1322	16.54	0	0	12930	49.25	2616	21.75	652	3.41	284	2.06	25	0.09	0	0	18186	121.94
5	BEGUSARAI	2133	25.85	0	0	14377	84.62	11046	127.53	600	9.47	562	2.68	9	1.95	1	0.03	86243	413.1
6	BHAGALPUR	2356	24.14	0	0	13127	65	5946	42.51	1202	12.65	1503	5.8	0	0	0	0	37166	309.86
7	BHOJPUR	1325	9.35	0	0	5503	27.2	2872	72.95	258	2.93	449	1.97	3	3.29	8	0.02	54480	270.82
8	BUXAR	2346	15.25	0	0	5234	15.99	5722	45.84	104	3.31	111	0.79	3	0.37	2	0	26286	213.79
9	DARBHANGA	8920	148.26	0	0	11493	71.18	12473	80.24	574	9.66	583	4.55	2	0.25	1	0	160306	545.21
10	GAYA	652	5.83	0	0	9295	123.15	16359	186.75	849	6.17	920	4.38	2	0.15	3	0.08	52121	398.05
11	GOPALGANJ	2448	36.69	0	0	7506	76.63	5680	56.63	915	18.07	468	4.58	0	0	1	0.03	86750	307.71
12	JAMUI	928	7.77	0	0	1693	19.9	1412	9.06	266	2.73	146	0.82	3	0	0	0	17391	148.73
13	JEHANABAD	881	7.38	0	0	1423	15.84	2900	52.74	175	3.13	48	0.42	0	0	2	0	4987	71.88
14	KAIMUR (BHABUA)	1283	9.08	1	0.2	2821	23.09	5861	67.8	103	1.3	70	0.59	1	0.34	19	0.06	16659	116.79
15	KATIHAR	1428	15.34	1	0.02	9472	103.73	9503	177.28	1394	22	3901	31.59	17	0.56	7	0.77	116347	416.64
16	KHAGARIA	2403	28.26	0	0	11841	71	3281	34.1	270	1.98	879	3.1	12	7.02	0	0	20333	151.99
17	KISHANGANJ	1067	11.52	0	0	3678	16.56	17160	71.1	1223	8.03	694	2.61	0	0	0	0	3487	80.85
18	LAKHISARAI	1190	11.65	0	0	3277	22.86	1158	11.56	71	0.92	125	0.91	10	1.04	0	0	8930	50.77
19	MADHEPURA	767	4.84	0	0	12856	51.14	5632	43.61	267	4.85	316	2.51	14	1.59	1	0.07	85508	251.5
20	MADHUBANI	3917	72.19	0	0	11042	54.73	16435	115.06	1302	23.45	1748	21.84	1	0.01	5	0.01	59804	231.37
21	MUNGER	1002	11.39	0	0	5485	30.88	1951	10.39	235	1.88	581	1.76	3	1.33	0	0	12393	97.76
22	MUZAFFARPUR	31075	180.72	0	0	32474	182.07	22405	183.04	1456	43.33	1145	6.9	5	9.42	4	0.06	82867	787.78
23	NALANDA	2181	23.79	0	0	10173	71.76	10600	184.98	362	8.43	521	4.16	2	1.69	7	0.12	26568	183.83
24	NAWADA	1669	11.53	0	0	2005	17.7	8631	141.49	192	3.55	198	1.38	0	0	3	0.01	18486	98.36
25	PASHCHIM CHAMPARAN	3980	52.14	0	0	7900	76.35	16688	101.78	433	7.33	617	3.72	1	0.27	0	0	53211	325.25
26	PATNA	106540	499.61	2	0.23	18469	192.78	11532	273	785	23.13	1062	8.98	20	26.55	9	0.17	179438	1583.3
27	PURBI CHAMPARAN	4358	53.65	0	0	12408	89.54	18649	118.52	770	16.27	787	3.87	0	0	1	0.02	75390	499.22
28	PURNIA	1432	13.74	0	0	15659	78.2	9789	64.94	1210	20.65	2323	21.16	112	18.94	0	0	37403	334.96
29	ROHTAS	713	6.87	0	0	6815	39.46	8907	100.09	360	4.03	694	2.83	11	6.1	3	0.03	30198	201.29
30	SAHARSA	693	6.99	0	0	9555	55.12	6052	57.47	297	3.51	688	3.9	3	0.29	0	0	15179	121.07
31	SAMASTIPUR	5041	58.2	0	0	14114	92.53	10122	63	402	11.26	944	3.65	29	9.23	1	0	53144	514.03
32	SARAN	1991	35.88	0	0	10255	60.32	5534	67.6	1168	14.04	926	6.24	0	0	12	0.04	150777	553.18
33	SHEIKHPURA	1374	11.29	3	0.04	1415	13.64	720	9.32	69	1.82	41	0.92	0	0	0	0	8890	77.27
34	SHEOHAR	1470	18.19	0	0	3109	43.73	3907	17.43	58	0.83	405	1.55	0	0	3	0.05	3687	100.1
35	SITAMARHI	5230	76.86	0	0	6456	63	25067	113.79	618	10.15	277	1.36	1	0.1	1	0.01	23820	329.75
36	SIWAN	12834	118.68	3	0.1	4602	64.44	7531	49.52	876	15.78	862	5.7	0	0	2	0.07	59450	305.1
37	SUPAUL	715	12.3	0	0	2490	30.01	5539	46.97	187	2.57	550	2.66	10	0.27	0	0	2724	56.56
38	VAISHALI	3857	65.33	3	0.05	7021	78.07	16688	81.92	905	27.47	814	5.4	210	11.48	87	0.74	27119	353.94
	TOTAL	224374	1729.28	13	0.64	317102	2232.63	345605	3127.25	22892	370.92	28281	185.64	522	105.87	185	2.42	1782469	11116.6

STATE LEVEL BANKERS' COMMITTEE BIHAR					
CONVENOR : STATE BANK OF INDIA					
BANK WISE JLG AS ON 31.12.2024					
No. in Actual and Amount in Crore					
SR.NO.	NAME OF BANK	Disbursement		Outstanding	
		No.	Amt.	No.	Amt.
	LEAD BANKS				
1	STATE BANK OF INDIA	0	0	30	0.14
2	BANK OF BARODA	33	0.34	108	2.15
3	CANARA BANK	7125	146.91	25157	296.56
4	CENTRAL BANK OF INDIA	410	0.29	2071	10.42
5	PUNJAB NATIONAL BANK	1	0.02	370	2.28
6	UNION BANK OF INDIA	29	0.59	52	0.74
7	UCO BANK	42	0.27	276	1.18
	OTHER BANKS				
8	BANK OF INDIA	234	4.39	1864	23.3
9	BANK OF MAHARASHTRA	6	0.12	6	0.11
10	INDIAN BANK	3	0.06	35	0.37
11	INDIAN OVERSEAS BANK	0	0	20	0.59
12	PUNJAB AND SIND BANK	0	0	0	0
	Total Public Sector Bank	7883	152.99	29989	337.84
	PRIVATE BANKS				
13	AXIS BANK	75516	316.25	421886	858.95
14	BANDHAN BANK	0	0	0	0
15	FEDERAL BANK	0	0	0	0
16	HDFC BANK	39118	1156.07	120683	1848.99
17	ICICI BANK	0	0	2	0
18	IDBI BANK	1	0.01	1	0.01
19	INDUSIND BANK	145679	4468.22	279751	6056.05
20	J & K BANK	0	0	0	0
21	KARNATAKA BANK	0	0	0	0
22	KOTAK MAHINDRA BANK	149632	772.06	549796	1381.33
23	SOUTH INDIAN BANK	0	0	0	0
24	YES BANK	2098	33.52	13261	156.7
25	KARUR VYSYA BANK	0	0	0	0
26	IDFC FIRST BANK	8698	43.62	167936	419.31
27	RBL BANK	12816	238.34	274894	2307.99
	Total Private Sector Bank	433558	7028.09	1828210	13029.33
	Total COMM. BANKS	441441	7181.08	1858199	13367.17
	CO-OPERATIVE BANKS				
28	STATE CO-OP. BANK	4452	22.1	8953	33.49
	Total Cooperative Bank	4452	22.1	8953	33.49
	REGIONAL RURAL BANKS				
29	DAKSHIN BIHAR GRAMIN BANK	1731	6.31	13397	47.07
30	UTTAR BIHAR GRAMIN BANK	7345	30.87	196424	1256.79
	Total Region Rural Bank	9076	37.18	209821	1303.86
	SMALL FINANCE BANK				
31	JANA SMALL FIN. BANK	5399	118.88	31354	347.44
32	UJJIVAN SMALL FIN. BANK	0	0	449964	1472.76
33	UTKARSH SMALL FIN. BANK	386913	2166.96	1153067	3949.54
34	ESAF SMALL FIN. BANK	1718	50.67	12832	250.19
35	UNITY SMALL FINANCE BANK	58487	234.54	142478	337.05
	Total Small Financial Bank	452517	2571.05	1789695	6356.98
	TOTAL FOR BIHAR	907486	9811.41	3866668	21061.5

STATE LEVEL BANKERS' COMMITTEE BIHAR**CONVENOR : STATE BANK OF INDIA****DISTRICT WISE JLG AS ON 31.12.2024****No. in Actual and Amount in Crore**

SR.NO.	NAME OF DISTRICT	Disbursement		Outstanding	
		No.	Amt.	No.	Amt.
1	ARARIA	16227	264.9	84507	541.8
2	ARWAL	2797	21.44	13371	47.52
3	AURANGABAD	17504	155.98	59614	292.22
4	BANKA	14421	137.33	51020	262.41
5	BEGUSARAI	36534	508.23	158447	927.24
6	BHAGALPUR	18258	232.32	105253	500.73
7	BHOJPUR	12898	101.38	46422	185.15
8	BUXAR	10778	95.42	40846	181.94
9	DARBHANGA	59404	497.04	266098	1057
10	GAYA	33156	317.94	103417	521.86
11	GOPALGANJ	33640	266.47	133118	540.25
12	JAMUI	14385	173.47	38925	245.55
13	JEHANABAD	1879	32.41	17592	83.89
14	KAIMUR (BHABUA)	13566	116.4	33744	187.75
15	KATIHAR	41658	397.8	162613	746.94
16	KHAGARIA	12138	181.31	50514	351.06
17	KISHANGANJ	7632	173.42	29413	287
18	LAKHISARAI	6798	55.79	25595	109.58
19	MADHEPURA	15598	204.05	71254	473.45
20	MADHUBANI	26897	417.29	124547	811.41
21	MUNGER	8596	113.85	27802	177.64
22	MUZAFFARPUR	48063	601.01	245872	1562.64
23	NALANDA	13791	124.26	52865	231.02
24	NAWADA	15095	155.15	42188	239.73
25	PASHCHIM CHAMPARAN	37903	357.89	148722	722.26
26	PATNA	81675	850.82	517830	3191.58
27	PURBI CHAMPARAN	79081	606.72	262989	1117.02
28	PURNIA	16145	209.9	95369	582.77
29	ROHTAS	20338	230.18	78083	458.07
30	SAHARSA	6827	127.45	50825	376.35
31	SAMASTIPUR	35192	503.37	171931	1018.01
32	SARAN	60644	438.72	207113	795.64
33	SHEIKHPURA	5808	42.46	16479	66.55
34	SHEOHAR	2057	40.33	13187	86.79
35	SITAMARHI	15206	267.8	64233	512.41
36	SIWAN	30700	275.24	117064	592.08
37	SUPAUL	6159	73.9	26932	190.38
38	VAISHALI	28038	441.97	110874	785.81
TOTAL		907486	9811.41	3866668	21061.5

STATE LEVEL BANKERS' COMMITTEE BIHAR

CONVENOR : STATE BANK OF INDIA

BANK WISE TOTAL ACP - Other Disbursement AS ON 31.12.2024

No. in Actual and Amount in Crore

Sr. No.	Name of Bank	Education (PS)		Housing (PS)		Social Infrastructure		Renewable Energy		Other Priority		Total Priority Sector	
		A/c	Amt	A/c	Amt	A/c	Amt	A/c	Amt	A/c	Amt	A/c	Amt
	LEAD BANKS												
1	STATE BANK OF INDIA	4498	83.9	5085	224.61	3	0.03	2	3.9	0	0	366104	12681.66
2	BANK OF BARODA	877	17.83	240	8.36	4	0.24	2	0.05	0	0	101217	4154.51
3	CANARA BANK	1550	28.22	925	75.99	0	0	84	1.49	3	0.03	46086	2950.53
4	CENTRAL BANK OF INDIA	951	20.73	1014	62.43	5	0.3	0	0	883	32.42	159663	4932.97
5	PUNJAB NATIONAL BANK	1549	29.45	1233	110.31	0	0	200	3.52	86	0.76	78821	8356.65
6	UNION BANK OF INDIA	1079	19.75	234	18.84	2	0.16	0	0	0	0	59043	2514.06
7	UCO BANK	265	3.99	507	38.57	1	10.1	1	0.02	7635	318.53	46009	1999.65
	OTHER BANKS												
8	BANK OF INDIA	707	11.26	430	36.19	0	0	0	0	50	12.69	120369	4792.49
9	BANK OF MAHARASHTRA	163	3.1	136	12.5	0	0	0	0	365	10.34	5266	336.26
10	INDIAN BANK	190	3.19	98	9.86	0	0	0	0	0	0	24757	2388.82
11	INDIAN OVERSEAS BANK	103	2.52	465	52.78	0	0	0	0	21	0.27	3415	223.84
12	PUNJAB AND SIND BANK	16	0.37	8	1.41	0	0	0	0	13	0.28	519	27.66
	Total Public Sector Bank	11948	224.31	10375	651.85	15	10.83	289	8.98	9056	375.32	1011269	45359.1
	PRIVATE BANKS												
13	AXIS BANK	323	9.61	282	12.07	0	0	0	0	31470	137.4	95203	4425.21
14	BANDHAN BANK	0	0	1146	46.91	0	0	0	0	226542	1395.69	472488	3673.02
15	FEDERAL BANK	0	0	4	0.66	0	0	0	0	414	2.04	8380	225.08
16	HDFC BANK	115	1.9	3020	55.92	0	0	0	0	5775	32.34	222806	8908.3
17	ICICI BANK	76	7.72	70	14.21	0	0	0	0	2596	3.92	39498	6413.86
18	IDBI BANK	154	2.37	72	6.25	67	3.86	0	0	0	0	39041	728.21
19	INDUSIND BANK	0	0	0	0	159	0.23	0	0	1627	9.72	1093848	6248.07
20	J & K BANK	5	0.1	4	0.29	0	0	0	0	7	0.51	58	4.83
21	KARNATAKA BANK	1	0.01	1	0.06	0	0	0	0	0	0	16	6.22
22	KOTAK MAHINDRA BANK	0	0	0	0	0	0	0	0	7584	38.74	152370	1134.98
23	SOUTH INDIAN BANK	0	0	0	0	0	0	0	0	0	0	71	12.83
24	YES BANK	5	0.2	0	0	0	0	0	0	13	0.05	24709	393.4
25	KARUR VYSYA BANK	0	0	0	0	0	0	0	0	0	0	2	0.75
26	IDFC FIRST BANK	0	0	65	6.04	0	0	0	0	0	0	50989	267.06
27	RBL BANK	0	0	0	0	0	0	0	0	478	2.13	227913	1125.72
	Total Private Sector Bank	679	21.91	4664	142.41	226	4.09	0	0	276506	1622.54	2427392	33567.54
	Total COMM. BANKS	12627	246.22	15039	794.26	241	14.92	289	8.98	285562	1997.86	3438661	78926.64
	CO-OPERATIVE BANKS												
28	STATE CO-OP. BANK	0	0	19	1.88	0	0	0	0	3409	179.72	60458	2894.1
	Total Cooperative Bank	0	0	19	1.88	0	0	0	0	3409	179.72	60458	2894.1
	REGIONAL RURAL BANKS												
29	DAKSHIN BIHAR GRAMIN BANK	554	3.38	1897	251.31	0	0	0	0	0	0	698661	7694.65
30	UTTAR BIHAR GRAMIN BANK	54	0.54	703	50.16	0	0	0	0	1629	45.31	836959	9776.96
	Total Region Rural Bank	608	3.92	2600	301.47	0	0	0	0	1629	45.31	1535620	17471.61
	SMALL FINANCE BANK												
31	JANA SMALL FIN. BANK	0	0	254	3.83	0	0	0	0	5598	35.62	58164	394.4
32	UJJIVAN SMALL FIN. BANK	0	0	659	16.06	0	0	0	0	12991	88.76	104738	691.01
33	UTKARSH SMALL FIN. BANK	0	0	292	6.29	14	0.1	0	0	146899	847.42	377045	2338.97
34	ESAF SMALL FIN. BANK	0	0	3	0.06	0	0	0	0	26945	120.9	43212	231.98
35	UNITY SMALL FINANCE BANK	0	0	0	0	0	0	0	0	14377	56.58	76192	348.53
	Total Small Financial Bank	0	0	1208	26.24	14	0.1	0	0	206810	1149.28	659351	4004.89
	TOTAL FOR BIHAR	13235	250.14	18866	1123.85	255	15.02	289	8.98	497410	3372.17	5694090	103297.24

STATE LEVEL BANKERS' COMMITTEE BIHAR

CONVENOR : STATE BANK OF INDIA

DISTRICT WISE ACP - Other Disbursement AS ON 31.12.2024

No. in Actual and Amount in Crore

Sr. No.	Name of District	Education (PS)		Housing (PS)		Social Infrastructure		Renewable Energy		Other Priority		Total Priority Sector	
		A/c	Amt	A/c	Amt	A/c	Amt	A/c	Amt	A/c	Amt	A/c	Amt
1	ARARIA	116	1.86	254	9.46	7	0.52	3	0.04	21577	136.55	122352	2378.22
2	ARWAL	46	0.50	64	4.41	0	0.00	4	0.05	2735	13.52	20455	390.70
3	AURANGABAD	270	3.89	328	34.32	1	0.01	2	0.04	9261	52.57	87982	2043.01
4	BANKA	116	2.11	142	10.96	0	0.00	2	0.03	9502	112.43	74550	1122.49
5	BEGUSARAI	340	5.88	471	36.88	1	0.03	6	0.11	13910	122.96	169015	3917.97
6	BHAGALPUR	648	12.84	718	45.67	1	0.05	20	0.33	22757	202.86	145298	3406.96
7	BHOJPUR	300	4.81	582	41.31	1	0.01	7	0.13	8664	49.67	144532	2143.79
8	BUXAR	170	2.70	321	17.34	0	0.00	3	0.05	6388	37.29	64754	1170.30
9	DARBHANGA	492	8.67	451	20.88	22	0.61	10	0.17	11234	69.77	173448	2975.16
10	GAYA	1063	25.58	930	47.55	39	0.18	28	0.54	15831	98.70	306638	4576.02
11	GOPALGANJ	161	2.80	305	11.11	0	0.00	1	0.02	10416	62.05	117437	1891.66
12	JAMUI	79	1.03	138	10.50	1	0.02	0	0.00	10563	71.00	61354	876.72
13	JEHANABAD	159	2.31	276	22.76	0	0.00	3	0.04	1804	10.95	38578	746.00
14	KAIMUR (BHABUA)	82	1.31	225	14.48	2	0.20	5	0.09	7699	41.68	68200	1293.60
15	KATI HAR	170	3.45	372	21.08	0	0.00	1	0.01	14558	86.65	156814	2534.85
16	KHAGARIA	74	1.23	86	7.83	4	0.30	1	0.01	5723	34.60	69004	1056.59
17	KISHANGANJ	100	1.60	199	7.43	1	0.12	0	0.00	18646	119.09	93603	1479.87
18	LAKHISARAI	87	1.32	112	7.22	0	0.00	1	0.02	5219	30.89	37998	636.15
19	MADHEPURA	77	1.66	75	4.22	0	0.00	1	0.01	6275	37.83	86486	1170.08
20	MADHUBANI	326	5.30	389	18.31	1	0.01	3	0.06	9482	54.04	144128	2344.53
21	MUNGER	156	2.23	269	16.18	0	0.00	1	0.01	10275	74.20	47270	817.37
22	MUZAFFARPUR	809	15.15	1000	57.08	2	0.02	15	0.26	25468	173.83	259899	6343.14
23	NALANDA	288	4.12	377	29.15	5	0.25	36	0.71	13810	157.94	118480	2207.72
24	NAWADA	132	2.23	354	22.98	1	0.01	2	0.03	12376	71.27	89974	1354.94
25	PASHCHIM CHAMPARAN	250	4.31	262	12.43	2	0.09	3	0.03	12988	89.47	162546	2627.75
26	PATNA	3892	83.37	5661	357.77	89	11.66	83	1.47	45908	378.59	694652	21232.93
27	PURBI CHAMPARAN	417	6.73	540	16.32	1	0.03	6	0.10	27893	145.32	276454	4213.60
28	PURNIA	309	5.40	763	41.70	4	0.21	2	0.07	16952	102.26	163881	4026.71
29	ROHTAS	287	4.33	500	35.41	1	0.07	12	4.05	12418	71.32	107508	2585.28
30	SAHARSA	125	1.99	147	6.11	2	0.12	0	0.00	8626	48.09	73806	1396.97
31	SAMASTIPUR	416	6.85	522	40.54	2	0.10	6	0.11	16738	99.96	174786	3572.61
32	SARAN	295	5.21	389	18.63	6	0.03	1	0.02	25203	151.72	181416	2647.05
33	SHEIKHPURA	59	0.87	78	5.55	0	0.00	4	0.07	3463	20.70	24370	424.53
34	SHEOHAR	37	0.61	53	1.40	0	0.00	0	0.00	524	3.45	24203	334.29
35	SITAMARHI	222	4.13	344	14.86	2	0.01	4	0.06	6535	48.01	103589	1831.39
36	SIWAN	210	3.77	384	18.78	54	0.08	3	0.05	20495	125.17	327018	3210.41
37	SUPAUL	85	1.60	123	5.76	0	0.00	6	0.11	4820	27.55	74200	1215.38
38	VAISHALI	370	6.39	662	29.48	3	0.28	4	0.08	20674	138.22	607412	5100.50
TOTAL		13235	250.14	18866	1123.85	255	15.02	289	8.98	497410	3372.17	5694090	103297.24

STATE LEVEL BANKERS' COMMITTEE BIHAR

CONVENOR : STATE BANK OF INDIA

BANK WISE TOTAL ACP - Other Outstanding AS ON 31.12.2024

No. in Actual and Amount in Crore

Sr. No.	Name of Bank	Education (PS)		Housing (PS)		Social Infrastructure		Renewable Energy		Other Priority		Total Priority Sector	
		A/c	Amt	A/c	Amt	A/c	Amt	A/c	Amt	A/c	Amt	A/c	Amt
	LEAD BANKS												
1	STATE BANK OF INDIA	14269	556.24	32863	3850.13	5	0.35	4	10.91	0	0	830744	23401.89
2	BANK OF BARODA	2800	102.85	4821	535.69	10	0.54	10	0.18	0	0	179742	6784.57
3	CANARA BANK	5131	196.02	6513	703.44	0	0	84	1.2	185	3.17	180614	6712.28
4	CENTRAL BANK OF INDIA	5748	198.32	6491	618.62	5	0.66	1	0	1660	2.93	436666	9883.61
5	PUNJAB NATIONAL BANK	11756	433.1	9063	882.47	0	0	247	3.11	4494	7.12	548680	13443.89
6	UNION BANK OF INDIA	3130	115.38	2918	295.28	3	0.18	0	0	968	0.13	141095	3631.94
7	UCO BANK	2177	64.3	4260	410.54	1	88.8	16	0.04	36239	366.68	287688	4293.46
	OTHER BANKS												
8	BANK OF INDIA	3628	123.17	5806	571.15	0	0	0	0	135	16.36	300014	7873.37
9	BANK OF MAHARASHTRA	327	13.37	529	72.12	0	0	1	0.04	0	0	8739	641.89
10	INDIAN BANK	3118	79.29	1800	169.19	0	0	0	0	0	0	133405	4892.69
11	INDIAN OVERSEAS BANK	426	14.03	1754	225.04	0	0	0	0	59	2.06	15636	892.25
12	PUNJAB AND SIND BANK	82	3.36	330	35.47	3	2.57	0	0	253	0.59	3295	220.04
	Total Public Sector Bank	52592	1899.42	77148	8369.13	27	93.1	363	15.49	43993	399.04	3066318	82671.87
	PRIVATE BANKS												
13	AXIS BANK	1271	34.26	938	88.18	0	0	0	0	171988	356.89	461747	6047.65
14	BANDHAN BANK	0	0	2051	135.09	0	0	0	0	495920	1702.3	981167	4853.07
15	FEDERAL BANK	13	0.39	32	4.19	0	0	0	0	12205	21.6	43105	293.39
16	HDFC BANK	319	7.19	5675	382.66	1	0.13	0	0	15993	32.2	657099	11003.29
17	ICICI BANK	1182	47.49	1243	173.03	0	0	0	0	11608	25.25	95010	7580.03
18	IDBI BANK	442	15.06	2417	268.86	43	1.71	0	0	0	0	83031	1270.98
19	INDUSIND BANK	0	0	0	0	614	0.18	0	0	35899	42.08	2672585	7978.94
20	J & K BANK	15	0.62	12	1.27	0	0	0	0	35	0.7	188	9.59
21	KARNATAKA BANK	3	0.08	15	1.97	0	0	0	0	0	0	57	13.02
22	KOTAK MAHINDRA BANK	0	0	8	1.75	0	0	0	0	36208	81.28	566508	2226.87
23	SOUTH INDIAN BANK	2	0.05	1	0	0	0	0	0	0	0	89	4.17
24	YES BANK	6	0.19	0	0	0	0	0	0	34	0.23	52312	427.66
25	KARUR VYSYA BANK	0	0	3	0.17	0	0	0	0	0	0	8	1.08
26	IDFC FIRST BANK	0	0	102	7.25	2	0	0	0	0	0	168463	560.13
27	RBL BANK	0	0	0	0	0	0	0	0	4527	8.24	1016593	2504.36
	Total Private Sector Bank	3253	105.34	12497	1064.43	660	2.01	0	0	784417	2270.76	6797962	44774.23
	Total COMM. BANKS	55845	2004.76	89645	9433.57	687	95.11	363	15.49	828410	2669.8	9864280	127446.09
	CO-OPERATIVE BANKS												
28	STATE CO-OP. BANK	0	0	76	5.53	0	0	0	0	10729	288.41	411539	4394.59
	Total Cooperative Bank	0	0	76	5.53	0	0	0	0	10729	288.41	411539	4394.59
	REGIONAL RURAL BANKS												
29	DAKSHIN BIHAR GRAMIN BANK	4152	140.56	4896	373.94	0	0	0	0	0	0	1194349	12089.44
30	UTTAR BIHAR GRAMIN BANK	1770	43.61	2802	173.94	0	0	177	0.51	4258	63.68	1463417	14116.8
	Total Region Rural Bank	5922	184.17	7698	547.88	0	0	177	0.51	4258	63.68	2657766	26206.24
	SMALL FINANCE BANK												
31	JANA SMALL FIN. BANK	0	0	914	14.79	0	0	0	0	21297	79.52	227182	979.09
32	UJJIVAN SMALL FIN. BANK	0	0	2991	62.05	0	0	0	0	55603	214.18	454368	1706.69
33	UTKARSH SMALL FIN. BANK	0	0	376	47.65	41	0.12	0	0	464453	1894.71	1156655	4804.61
34	ESAF SMALL FIN. BANK	0	0	1	0.22	0	0	0	0	28425	110.32	87760	284.76
35	UNITY SMALL FINANCE BANK	0	0	0	0	0	0	0	0	45686	104.77	165218	491.96
	Total Small Financial Bank	0	0	4282	124.7	41	0.12	0	0	615464	2403.5	2091183	8267.11
	TOTAL FOR BIHAR	61767	2188.93	101701	10111.68	728	95.23	540	16	1458861	5425.38	15024768	166314.04

STATE LEVEL BANKERS' COMMITTEE BIHAR

CONVENOR : STATE BANK OF INDIA

DISTRICT WISE ACP - Other Outstanding AS ON 31.12.2024

No. in Actual and Amount in Crore

Sr. No.	Name of District	Education (PS)		Housing (PS)		Social Infrastructure		Renewable Energy		Other Priority		Total Priority Sector	
		A/c	Amt	A/c	Amt	A/c	Amt	A/c	Amt	A/c	Amt	A/c	Amt
1	ARARIA	773	24.49	1306	102.67	6	0.56	7	0.09	62835	203.36	308921	3463.11
2	ARWAL	362	11.35	193	19.18	0	0.00	4	0.04	9184	26.37	56879	666.44
3	AURANGABAD	1359	44.80	1494	141.23	3	0.01	2	0.03	29266	100.47	230438	3069.05
4	BANKA	795	24.04	809	72.27	1	0.00	3	0.04	26379	123.99	199671	1852.45
5	BEGUSARAI	1940	65.77	2724	251.69	2	0.03	16	0.12	40690	184.53	469133	6001.92
6	BHAGALPUR	2204	77.55	3953	343.95	0	0.00	23	0.31	54984	238.15	360407	5109.64
7	BHOJPUR	1368	48.57	2359	209.22	2	0.01	9	0.11	24830	89.58	358563	3132.31
8	BUXAR	938	30.20	1700	145.39	1	0.00	5	0.04	17654	60.29	175942	2129.80
9	DARBHANGA	2561	84.06	3075	279.25	17	0.34	19	0.20	42879	144.79	449342	4534.72
10	GAYA	3739	170.10	4360	394.03	132	0.06	32	0.41	47567	185.32	796019	7313.82
11	GOPALGANJ	847	25.74	1913	106.87	0	0.00	4	0.07	41046	133.03	339408	3443.61
12	JAMUI	480	15.96	540	42.69	1	0.02	0	0.00	30666	100.92	184120	1831.15
13	JEHANABAD	701	22.22	888	70.09	0	0.00	5	0.05	6537	21.01	85114	1192.81
14	KAIMUR (BHABUA)	693	22.62	791	74.19	1	0.00	6	0.08	17307	76.33	150348	2145.14
15	KATIHAR	832	30.89	2021	199.55	0	0.00	15	0.09	38746	178.35	370347	4197.41
16	KHAGARIA	589	19.32	542	44.71	7	0.14	2	0.02	18807	71.14	216576	2027.59
17	KISHANGANJ	497	17.59	1182	84.58	1	0.12	1	0.00	39787	146.64	206273	2232.00
18	LAKHISARAI	595	20.41	601	51.23	0	0.00	1	0.02	15923	51.28	109832	1114.63
19	MADHEPURA	543	16.65	754	62.82	4	0.40	4	0.02	20511	73.49	263810	2284.09
20	MADHUBANI	2204	68.07	1939	193.15	1	0.00	15	0.08	34473	100.64	402923	3944.42
21	MUNGER	767	26.35	1063	101.38	0	0.00	1	0.01	20744	97.98	131840	1504.08
22	MUZAFFARPUR	3878	136.72	7198	683.01	3	0.02	34	0.28	94713	322.32	801600	10025.08
23	NALANDA	1567	48.79	1965	179.03	6	0.20	38	0.58	31775	127.61	255778	3556.04
24	NAWADA	994	35.32	1643	159.59	0	0.00	2	0.03	29206	101.52	204516	2442.16
25	PASHCHIM CHAMPARAN	1308	41.40	1707	174.18	5	0.26	4	0.04	52139	256.15	441942	4626.57
26	PATNA	13313	541.26	31393	3749.33	316	92.45	88	1.25	130995	576.96	2046470	32469.71
27	PURBI CHAMPARAN	1839	64.50	2344	226.68	3	0.02	24	0.09	98299	303.04	676939	7145.20
28	PURNIA	1536	51.40	4474	396.64	3	0.09	2	0.04	43546	156.22	389064	5982.60
29	ROHTAS	1951	64.32	2987	259.06	4	0.01	15	11.07	40410	128.07	276364	4484.60
30	SAHARSA	754	24.21	915	77.77	2	0.19	1	0.01	16309	65.29	191859	2416.26
31	SAMASTIPUR	2268	75.61	2948	291.93	2	0.08	19	0.10	46354	183.86	507757	5707.63
32	SARAN	1603	49.81	2034	206.42	9	0.04	20	0.08	61981	228.59	441478	4531.11
33	SHEIKHPURA	406	13.08	495	46.47	0	0.00	4	0.07	10074	32.95	69254	838.87
34	SHEOHAR	162	4.66	292	23.05	0	0.00	0	0.00	4769	11.17	59279	676.45
35	SITAMARHI	1262	41.67	1496	153.08	3	0.14	14	0.09	19954	76.67	251721	3264.42
36	SIWAN	1492	47.33	1849	178.68	193	0.06	12	0.07	63055	216.10	837616	5313.26
37	SUPAUL	722	22.46	871	70.32	0	0.00	6	0.10	12642	41.49	176911	2153.70
38	VAISHALI	1925	59.67	2883	246.32	0	0.00	83	0.26	61825	189.70	1530314	7490.20
TOTAL		61767	2188.93	101701	10111.68	728	95.23	540	16.00	1458861	5425.38	15024768	166314.04

STATE LEVEL BANKERS' COMMITTEE BIHAR

CONVENOR : STATE BANK OF INDIA

BANK WISE TOTAL ACP - Other NPA Outstanding AS ON 31.12.2024

No. in Actual and Amount in Crore

S.N	Name of Bank	Education (PS)		Housing (PS)		Social Infrastructure		Renewable Energy		Other Priority		Total Priority Sector	
		A/c	Amt	A/c	Amt	A/c	Amt	A/c	Amt	A/c	Amt	A/c	Amt
	LEAD BANKS												
1	STATE BANK OF INDIA	761	23.56	128	9.56	0	0	0	0	0	0	221857	1814.6
2	BANK OF BARODA	408	11.08	137	9.67	2	0.17	3	0.05	0	0	39430	633.02
3	CANARA BANK	881	29.03	135	8.55	0	0	1	0	40	0.28	47756	719.06
4	CENTRAL BANK OF INDIA	2436	73.66	1019	19	0	0	1	0	1657	2.83	269527	2163.49
5	PUNJAB NATIONAL BANK	3993	148.22	273	16.26	0	0	2	0.01	4105	6.44	293201	3121.91
6	UNION BANK OF INDIA	442	14.85	79	5.09	1	0.02	0	0	613	0.05	43684	547.1
7	UCO BANK	650	19.79	268	6.77	0	0	8	0.03	22028	23.71	137314	854.33
	OTHER BANKS												
8	BANK OF INDIA	585	19.81	176	12.26	0	0	0	0	6	0.08	102833	1047.71
9	BANK OF MAHARASHTRA	8	0.23	7	1.08	0	0	0	0	0	0	1427	15.01
10	INDIAN BANK	1764	25.88	120	4.94	0	0	0	0	0	0	81304	962.55
11	INDIAN OVERSEAS BANK	41	1.34	16	2.21	0	0	0	0	0	0	2509	37.85
12	PUNJAB AND SIND BANK	11	0.1	29	3.15	1	2.34	0	0	53	0.01	826	30.91
	Total Public Sector Bank	11980	367.55	2387	98.54	4	2.53	15	0.09	28502	33.4	1241668	11947.54
	PRIVATE BANKS												
13	AXIS BANK	89	2.29	24	1.59	0	0	0	0	26672	31.09	55503	283.47
14	BANDHAN BANK	0	0	53	4.17	0	0	0	0	29877	90.86	73182	271.82
15	FEDERAL BANK	3	0.08	1	0.2	0	0	0	0	2254	4.51	4502	10.92
16	HDFC BANK	6	0.11	90	4.73	0	0	0	0	4697	6.82	22979	218.79
17	ICICI BANK	15	0.47	27	3.45	0	0	0	0	6	0	3224	184.62
18	IDBI BANK	31	0.9	64	5.07	0	0	0	0	0	0	4998	75.56
19	INDUSIND BANK	0	0	0	0	2	0	0	0	10764	16.94	55084	625.98
20	J & K BANK	0	0	0	0	0	0	0	0	0	0	4	0.08
21	KARNATAKA BANK	0	0	0	0	0	0	0	0	0	0	5	0.15
22	KOTAK MAHINDRA BANK	0	0	0	0	0	0	0	0	1828	4.07	28837	127.63
23	SOUTH INDIAN BANK	0	0	0	0	0	0	0	0	0	0	1	0
24	YES BANK	0	0	0	0	0	0	0	0	1	0.06	2350	8.44
25	KARUR VYSYA BANK	0	0	0	0	0	0	0	0	0	0	0	0
26	IDFC FIRST BANK	0	0	0	0	0	0	0	0	0	0	12661	30.84
27	RBL BANK	0	0	0	0	0	0	0	0	737	1.45	100926	220.18
	Total Private Sector Bank	144	3.85	259	19.21	2	0	0	0	76836	155.8	364256	2058.48
	Total COMM. BANKS	12124	371.4	2646	117.75	6	2.53	15	0.09	105338	189.2	1605924	14006.02
	CO-OPERATIVE BANKS												
28	STATE CO-OP. BANK	0	0	29	0.97	0	0	0	0	6683	12.88	185883	462.51
	Total Cooperative Bank	0	0	29	0.97	0	0	0	0	6683	12.88	185883	462.51
	REGIONAL RURAL BANKS												
29	DAKSHIN BIHAR GRAMIN BANK	2184	92.26	352	13.75	0	0	0	0	0	0	497972	4048.88
30	UTTAR BIHAR GRAMIN BANK	1003	27.07	1455	7.99	0	0	122	0.33	1471	5.31	295856	2059.84
	Total Region Rural Bank	3187	119.33	1807	21.74	0	0	122	0.33	1471	5.31	793828	6108.72
	SMALL FINANCE BANK												
31	JANA SMALL FIN. BANK	0	0	55	0.73	0	0	0	0	2474	5.36	9343	32.38
32	UJJIVAN SMALL FIN. BANK	0	0	54	0.17	0	0	0	0	1773	3.06	8899	14.71
33	UTKARSH SMALL FIN. BANK	0	0	10	1.22	5	0	0	0	45099	181.17	102640	394.73
34	ESAF SMALL FIN. BANK	0	0	0	0	0	0	0	0	446	1.26	8530	19.69
35	UNITY SMALL FINANCE BANK	0	0	0	0	0	0	0	0	4514	9.6	9732	28.41
	Total Small Financial Bank	0	0	119	2.12	5	0	0	0	54306	200.45	139144	489.92
	TOTAL FOR BIHAR	15311	490.73	4601	142.58	11	2.53	137	0.42	167798	407.84	2724779	21067.17

STATE LEVEL BANKERS' COMMITTEE BIHAR

CONVENOR : STATE BANK OF INDIA

DISTRICT WISE ACP - Other NPA Outstanding AS ON 31.12.2024

No. in Actual and Amount in Crore

Sr. No.	Name of District	Education (PS)		Housing (PS)		Social Infrastructure		Renewable Energy		Other Priority		Total Priority Sector	
		A/c	Amt	A/c	Amt	A/c	Amt	A/c	Amt	A/c	Amt	A/c	Amt
1	ARARIA	212	6.41	126	2.63	0	0.00	4	0.06	5139	13.32	63198	427.84
2	ARWAL	187	7.88	10	0.61	0	0.00	0	0.00	1063	2.27	19869	143.90
3	AURANGABAD	738	25.71	44	2.34	0	0.00	0	0.00	3734	11.55	80853	680.13
4	BANKA	165	4.73	28	0.88	1	0.00	1	0.01	6197	9.50	64942	427.87
5	BEGUSARAI	438	14.31	147	3.91	1	0.00	5	0.01	8202	14.23	92257	657.55
6	BHAGALPUR	248	6.78	79	3.22	0	0.00	0	0.00	5105	11.20	70530	482.14
7	BHOJPUR	446	16.85	103	3.85	0	0.00	0	0.00	3168	8.83	70027	493.67
8	BUXAR	256	8.61	40	1.72	0	0.00	0	0.00	1619	3.94	72019	567.25
9	DARBHANGA	496	15.60	53	2.50	0	0.00	2	0.00	3737	10.46	43428	329.78
10	GAYA	794	30.67	136	7.06	0	0.00	0	0.00	3651	9.85	121212	1005.42
11	GOPALGANJ	240	6.15	762	2.48	1	0.00	2	0.01	5502	15.00	71002	449.21
12	JAMUI	109	3.93	19	0.20	0	0.00	0	0.00	3917	7.97	70707	476.33
13	JEHANABAD	343	12.60	17	0.98	0	0.00	1	0.00	650	1.28	28913	271.42
14	KAIMUR (BHABUA)	275	10.80	34	2.15	1	0.00	0	0.00	1746	5.46	58969	555.30
15	KATI HAR	203	5.49	98	2.84	0	0.00	5	0.03	2089	8.06	58140	427.84
16	KHAGARIA	214	6.47	20	1.09	1	0.00	0	0.00	3538	9.53	66046	399.63
17	KISHANGANJ	104	2.64	279	5.68	0	0.00	1	0.00	1255	2.81	39784	267.35
18	LAKHISARAI	205	8.06	15	0.82	0	0.00	0	0.00	2279	4.55	40272	276.39
19	MADHEPURA	169	4.87	109	2.02	0	0.00	0	0.00	2451	6.80	44388	329.13
20	MADHUBANI	633	18.13	62	1.70	0	0.00	8	0.02	5375	13.17	57653	398.95
21	MUNGER	169	5.34	38	2.19	0	0.00	0	0.00	3631	6.14	44865	289.12
22	MUZAFFARPUR	786	23.81	174	10.32	0	0.00	9	0.04	10634	29.70	135201	921.91
23	NALANDA	819	25.52	56	3.98	0	0.00	0	0.00	1943	4.66	87767	703.16
24	NAWADA	295	10.86	37	1.48	0	0.00	0	0.00	2224	6.14	66764	480.08
25	PASHCHIM CHAMPARAN	334	9.75	25	1.27	1	0.00	0	0.00	14483	27.93	90226	587.22
26	PATNA	1772	54.13	483	33.92	4	2.53	0	0.00	11450	28.47	203508	2380.90
27	PURBI CHAMPARAN	383	11.37	60	2.32	1	0.00	0	0.00	12289	28.02	127402	903.00
28	PURNIA	267	7.92	526	9.06	0	0.00	0	0.00	3436	6.83	82593	622.77
29	ROHTAS	688	24.38	169	9.14	0	0.00	1	0.01	5654	12.61	104262	1041.99
30	SAHARSA	235	6.81	66	1.13	0	0.00	1	0.01	1214	2.90	40037	319.46
31	SAMASTIPUR	527	17.01	60	2.85	0	0.00	2	0.01	6420	20.40	119330	851.46
32	SARAN	578	16.33	94	2.75	0	0.00	14	0.04	5706	15.67	82558	612.24
33	SHEIKHPURA	141	4.74	14	0.46	0	0.00	0	0.00	1306	2.71	21908	158.47
34	SHEOHAR	62	1.80	60	0.57	0	0.00	0	0.00	580	1.50	17155	109.05
35	SITAMARHI	356	10.14	56	2.21	0	0.00	7	0.01	3318	11.07	66201	493.78
36	SIWAN	495	16.84	49	2.84	0	0.00	2	0.01	4774	14.97	60908	494.90
37	SUPAUL	268	8.73	131	2.04	0	0.00	0	0.00	1899	3.71	52957	385.73
38	VAISHALI	661	18.56	322	5.37	0	0.00	72	0.15	6420	14.63	86928	644.83
TOTAL		15311	490.73	4601	142.58	11	2.53	137	0.42	167798	407.84	2724779	21067.17

STATE LEVEL BANKERS' COMMITTEE BIHAR													
CONVENOR : STATE BANK OF INDIA													
BANK WISE TOTAL Annual Credit Plans - Non Priority Sector Disbursement AS ON 31.12.2024													
No. in Actual and Amount in Crore													
Sr. No.	Name of Bank	Non Priority Sector											
		Agriculture (NPS)		Education (NPS)		Housing (NPS)		Personal Loans under NPS		Others NPS		Total Non Priority Sector	
		A/c	Amt	A/c	Amt	A/c	Amt	A/c	Amt	A/c	Amt	A/c	Amt
	LEAD BANKS												
1	STATE BANK OF INDIA	42	33.12	523	47.69	14618	2134.46	13954	540.2	227310	15375.39	256447	18130.86
2	BANK OF BARODA	6	0.27	102	13.6	1374	237.48	22101	1073.94	8391	1719.45	31974	3044.74
3	CANARA BANK	42	16.77	199	22.79	1292	283.96	9389	307.96	5405	2262.44	16327	2893.92
4	CENTRAL BANK OF INDIA	0	0	0	0	11	0.07	17541	1095.46	8302	239.01	25854	1334.54
5	PUNJAB NATIONAL BANK	17	3.94	150	20.93	2832	591.26	3979	225.02	13709	7916.59	20687	8757.74
6	UNION BANK OF INDIA	49	17.33	268	31.63	599	127.44	6221	491.1	3728	612.73	10865	1280.23
7	UCO BANK	0	0	0	0	508	92.25	266	7.13	5862	428.29	6636	527.67
	OTHER BANKS												
8	BANK OF INDIA	0	0	43	5.34	496	114.46	5435	396.08	9962	1609.81	15936	2125.69
9	BANK OF MAHARASHTRA	0	0	11	1.77	308	41.5	181	11.78	3571	1084.84	4071	1139.89
10	INDIAN BANK	555	12.69	54	6.92	1034	238.89	11337	580.83	15	1010.38	12995	1849.71
11	INDIAN OVERSEAS BANK	4	0.14	14	3.01	492	131.15	242	15.16	1969	113.04	2721	262.5
12	PUNJAB AND SIND BANK	0	0	1	0.15	29	6.32	27	1.49	328	16.38	385	24.34
	Total Public Sector Bank	715	84.26	1365	153.83	23593	3999.24	90673	4746.15	288552	32388.35	404898	41371.83
	PRIVATE BANKS												
13	AXIS BANK	1	0	26	5.46	103	8.52	3070	71.38	42298	2561.63	45498	2646.99
14	BANDHAN BANK	0	0	0	0	933	71.92	728	82.72	295234	2981.53	296895	3136.17
15	FEDERAL BANK	0	0	0	0	13	3.31	205	5.28	1395	310.38	1613	318.97
16	HDFC BANK	1442	125.35	7	0.18	1137	294.32	35848	2136.28	101566	5171.39	140000	7727.52
17	ICICI BANK	0	0	74	27.1	789	324.82	14888	609.94	249643	4109.21	265394	5071.07
18	IDBI BANK	0	0	16	2.74	545	103.81	227	36.74	11872	385.79	12660	529.08
19	INDUSIND BANK	0	0	0	0	0	0	0	0	159992	1191.62	159992	1191.62
20	J & K BANK	0	0	0	0	3	2.65	15	1.9	43	1.08	61	5.63
21	KARNATAKA BANK	2	0	0	0	2	0.69	9	0.28	44	1.94	57	2.91
22	KOTAK MAHINDRA BANK	0	0	0	0	0	0	0	0	12401	248.15	12401	248.15
23	SOUTH INDIAN BANK	0	0	0	0	0	0	43	2.08	5	0.15	48	2.23
24	YES BANK	0	0	5	1.65	0	0	544	29.16	10746	217.84	11295	248.65
25	KARUR VYSYA BANK	0	0	0	0	1	0.27	21	0.6	55	1.32	77	2.19
26	IDFC FIRST BANK	0	0	0	0	62	8.18	969	11.65	82977	667.85	84008	687.68
27	RBL BANK	0	0	0	0	0	0	0	0	716	7.54	716	7.54
	Total Private Sector Bank	1445	125.35	128	37.13	3588	818.49	56567	2988.01	968987	17857.42	1030715	21826.4
	Total COMM. BANKS	2160	209.61	1493	190.96	27181	4817.73	147240	7734.16	1257539	50245.77	1435613	63198.23
	CO-OPERATIVE BANKS												
28	STATE CO-OP. BANK	682	76.79	0	0	60	3.6	750	15.8	4075	817.43	5567	913.62
	Total Cooperative Bank	682	76.79	0	0	60	3.6	750	15.8	4075	817.43	5567	913.62
	REGIONAL RURAL BANKS												
29	DAKSHIN BIHAR GRAMIN BANK	0	0	9	0.66	669	152.98	1864	134.94	5405	342.68	7947	631.26
30	UTTAR BIHAR GRAMIN BANK	0	0	2	0.02	161	20.81	1975	173.59	11422	264.73	13560	459.15
	Total Region Rural Bank	0	0	11	0.68	830	173.79	3839	308.53	16827	607.41	21507	1090.41
	SMALL FINANCE BANK												
31	JANA SMALL FIN. BANK	0	0	0	0	173	9.39	0	0	3406	30.02	3579	39.41
32	UJJIVAN SMALL FIN. BANK	0	0	0	0	147	18.84	18	0.28	3376	35.68	3541	54.8
33	UTKARSH SMALL FIN. BANK	0	0	0	0	0	0	0	0	30408	253.02	30408	253.02
34	ESAF SMALL FIN. BANK	0	0	0	0	0	0	0	0	802	11.7	802	11.7
35	UNITY SMALL FINANCE BANK	0	0	0	0	0	0	0	0	10858	71.54	10858	71.54
	Total Small Financial Bank	0	0	0	0	320	28.23	18	0.28	48850	401.96	49188	430.47
	TOTAL FOR BIHAR	2842	286.4	1504	191.64	28391	5023.35	151847	8058.77	1327291	52072.57	1511875	65632.73

STATE LEVEL BANKERS' COMMITTEE BIHAR													
CONVENOR : STATE BANK OF INDIA													
DISTRICT WISE Annual Credit Plans - Non Priority Sector Disbursement AS ON 31.12.2024													
No. in Actual and Amount in Crore													
Sr. No.	Name of Bank	Non Priority Sector											
		Agriculture (NPS)		Education (NPS)		Housing (NPS)		Personal Loans under NPS		Others NPS		Total Non Priority Sector	
		A/c	Amt	A/c	Amt	A/c	Amt	A/c	Amt	A/c	Amt	A/c	Amt
1	ARARIA	59	2.98	16	2.57	242	41.48	2430	95.27	28958	727.25	31705	869.55
2	ARWAL	9	0.29	1	0.10	51	8.22	804	41.40	5034	132.24	5899	182.25
3	AURANGABAD	50	1.80	7	1.23	355	44.28	2516	131.15	15346	484.92	18274	663.38
4	BANKA	30	1.35	6	0.53	127	14.87	1310	57.23	11417	373.89	12890	447.87
5	BEGUSARAI	334	30.76	34	5.64	842	137.71	5087	239.10	40777	1094.87	47074	1508.08
6	BHAGALPUR	51	15.37	58	6.69	1265	230.80	4620	258.15	39967	1388.78	45961	1899.79
7	BHOJPUR	38	1.98	12	1.04	718	117.63	3489	179.39	29016	769.69	33273	1069.73
8	BUXAR	74	4.17	9	0.98	281	35.69	2258	109.18	14173	397.51	16795	547.53
9	DARBHANGA	53	2.67	44	6.43	924	164.46	5465	296.62	40088	1001.31	46574	1471.49
10	GAYA	45	3.10	284	23.32	1520	224.84	6242	357.91	56287	1684.06	64378	2293.23
11	GOPALGANJ	48	3.10	10	1.10	257	38.12	3694	159.08	19012	538.39	23021	739.79
12	JAMUI	9	1.41	1	0.12	127	22.16	1316	89.90	13583	401.91	15036	515.50
13	JEHANABAD	3	0.04	4	0.33	223	29.91	1596	79.24	11533	261.32	13359	370.84
14	KAIMUR (BHABUA)	26	4.17	5	0.72	182	26.06	1419	79.60	9105	321.44	10737	431.99
15	KATIHAR	229	3.02	21	1.94	616	87.32	3086	165.36	41237	849.16	45189	1106.80
16	KHAGARIA	48	2.07	2	0.17	136	31.61	1993	89.04	13575	351.78	15754	474.67
17	KISHANGANJ	45	2.33	12	0.92	206	29.74	1537	60.67	18684	479.51	20484	573.17
18	LAKHISARAI	23	0.40	3	0.24	94	16.51	1102	51.36	8394	232.67	9616	301.18
19	MADHEPURA	44	2.44	6	0.63	163	25.90	1475	80.09	13789	417.87	15477	526.93
20	MADHUBANI	86	4.19	25	3.50	407	58.30	3991	200.73	29352	750.16	33861	1016.88
21	MUNGER	13	0.27	7	1.52	190	34.47	2540	135.79	16456	513.83	19206	685.88
22	MUZAFFARPUR	93	8.63	89	11.66	1638	271.44	9599	513.19	83827	3498.08	95246	4303.00
23	NALANDA	59	2.94	23	2.35	553	94.06	3363	172.98	30708	734.34	34706	1006.67
24	NAWADA	47	1.47	11	1.22	323	52.43	2068	102.88	20678	410.81	23127	568.81
25	PASHCHIM CHAMPARAN	101	8.69	23	3.10	455	53.35	4389	219.07	27020	948.85	31988	1233.06
26	PATNA	262	58.75	597	86.42	10895	2286.10	31694	1916.00	300220	24596.43	343668	28943.70
27	PURBI CHAMPARAN	134	7.97	16	2.61	529	84.08	6246	304.58	56633	1357.63	63558	1756.87
28	PURNIA	91	5.91	30	4.83	1165	174.77	3317	173.25	41553	1117.41	46156	1476.17
29	ROHTAS	35	1.48	12	1.78	444	60.93	3391	172.39	24472	722.26	28354	958.84
30	SAHARSA	51	2.58	16	2.81	329	54.16	1848	111.26	13491	457.20	15735	628.01
31	SAMASTIPUR	71	16.14	20	2.37	650	104.75	6079	366.20	40932	945.19	47752	1434.65
32	SARAN	55	2.33	13	2.09	546	76.45	5107	249.33	37319	932.36	43040	1262.56
33	SHEIKHPURA	28	0.37	2	0.11	89	16.58	706	36.91	4576	169.08	5401	223.05
34	SHEOHAR	55	10.27	1	0.20	46	5.13	784	35.94	3035	89.09	3921	140.63
35	SITAMARHI	267	60.58	33	3.42	340	47.95	3494	162.94	21170	550.85	25304	825.74
36	SIWAN	40	2.37	21	2.67	545	72.42	4421	205.37	47558	897.71	52585	1180.54
37	SUPAUL	53	3.59	7	1.17	181	28.23	1785	94.95	14754	562.77	16780	690.71
38	VAISHALI	83	4.42	23	3.11	737	120.44	5586	265.27	83562	909.95	89991	1303.19
TOTAL		2842	286.40	1504	191.64	28391	5023.35	151847	8058.77	1327291	52072.57	1511875	65632.73

STATE LEVEL BANKERS' COMMITTEE BIHAR													
CONVENOR : STATE BANK OF INDIA													
BANK WISE TOTAL Annual Credit Plans - Non Priority Sector Outstanding AS ON 31.12.2024													
No. in Actual and Amount in Crore													
Sr. No.	Name of Bank	Non Priority Sector											
		Agriculture (NPS)		Education (NPS)		Housing (NPS)		Personal Loans under NPS		Others NPS		Total Non Priority Sector	
		A/c	Amt	A/c	Amt	A/c	Amt	A/c	Amt	A/c	Amt	A/c	Amt
	LEAD BANKS												
1	STATE BANK OF INDIA	235	44.27	815	187.53	66090	9572.28	120719	2031.53	738934	34810.2	926793	46645.8
2	BANK OF BARODA	1382	20.24	274	77.72	4546	1093.51	77022	1573.62	26621	3313.62	109845	6078.71
3	CANARA BANK	7	124.96	224	45.52	4650	1348.57	13925	591.67	25315	7381.01	44121	9491.74
4	CENTRAL BANK OF INDIA	0	0	12	4.25	464	78.16	45316	2454.98	16127	22.11	61919	2559.5
5	PUNJAB NATIONAL BANK	372	1265.59	268	64.16	14031	2837.85	33061	1020.98	58817	5817.25	106549	11005.82
6	UNION BANK OF INDIA	36	15.77	474	88.57	1971	527.27	21718	1057.82	14009	825.41	38208	2514.84
7	UCO BANK	0	0	8	1	1475	416.7	2371	26.21	13454	833.43	17308	1277.34
	OTHER BANKS												
8	BANK OF INDIA	0	0	137	27.74	2817	840.34	18554	811.03	41543	3448.46	63051	5127.56
9	BANK OF MAHARASHTRA	0	0	27	8.24	880	209.77	414	22.7	5634	2427.55	6955	2668.26
10	INDIAN BANK	74	5.41	169	29.75	7349	1605.77	32666	1235.26	370	3596.19	40628	6472.38
11	INDIAN OVERSEAS BANK	346	11.84	45	9.47	1368	361.33	1024	24.73	5481	484.14	8264	891.53
12	PUNJAB AND SIND BANK	0	0	16	2.43	213	41.75	219	3.74	1258	89.14	1706	137.06
	Total Public Sector Bank	2452	1488.08	2469	546.39	105854	18933.3	367009	10854.28	947563	63048.5	1425347	94870.55
	PRIVATE BANKS												
13	AXIS BANK	4	0.08	53	11.81	1426	442.21	386155	1176.08	146067	4208.89	533705	5839.07
14	BANDHAN BANK	0	0	0	0	1740	257.07	3040	296.29	617454	4280.06	622234	4833.42
15	FEDERAL BANK	0	0	0	0	57	18.14	800	13.46	2274	247.01	3131	278.61
16	HDFC BANK	19492	177.49	60	1.39	6116	1600.25	93630	4452.14	763910	6340.89	883208	12572.16
17	ICICI BANK	0	0	279	77.56	5720	1985.89	53984	1885.51	230160	5972.31	290143	9921.28
18	IDBI BANK	0	0	28	7.84	2437	500.83	513	86.68	19251	863.72	22229	1459.07
19	INDUSIND BANK	0	0	0	0	0	0	0	0	294311	1958.06	294311	1958.06
20	J & K BANK	0	0	1	0.27	39	7.73	126	8.55	118	4.15	284	20.7
21	KARNATAKA BANK	0	0	0	0	13	4.57	70	3.37	38	1.91	121	9.85
22	KOTAK MAHINDRA BANK	0	0	0	0	0	0	0	0	19626	479.89	19626	479.89
23	SOUTH INDIAN BANK	0	0	0	0	1	0.21	91	3.76	5	0.05	97	4.02
24	YES BANK	0	0	5	1.07	0	0	3659	139.69	10698	246.18	14362	386.94
25	KARUR VYSYA BANK	0	0	0	0	6	1.71	58	2.03	58	10.75	122	14.5
26	IDFC FIRST BANK	0	0	0	0	101	11.34	1526	16.83	115093	623.67	116720	651.84
27	RBL BANK	0	0	0	0	0	0	0	0	3037	10.89	3037	10.89
	Total Private Sector Bank	19496	177.57	426	99.94	17656	4829.96	543652	8084.39	2222100	25248.43	2803330	38440.3
	Total COMM. BANKS	21948	1665.66	2895	646.33	123510	23763.26	910661	18938.67	3169663	88296.93	4228677	133310.85
	CO-OPERATIVE BANKS												
28	STATE CO-OP. BANK	3308	122.15	0	0	378	17.06	3590	55.87	18674	1144.37	25950	1339.46
	Total Cooperative Bank	3308	122.15	0	0	378	17.06	3590	55.87	18674	1144.37	25950	1339.46
	REGIONAL RURAL BANKS												
29	DAKSHIN BIHAR GRAMIN BANK	0	0	20	4.67	1415	497.6	3811	170.74	8117	149.76	13363	822.76
30	UTTAR BIHAR GRAMIN BANK	0	0	32	0.98	524	141.47	7840	207.88	23273	530.1	31669	880.43
	Total Region Rural Bank	0	0	52	5.65	1939	639.07	11651	378.61	31390	679.86	45032	1703.18
	SMALL FINANCE BANK												
31	JANA SMALL FIN. BANK	0	0	0	0	379	34.58	0	0	5288	54.12	5667	88.7
32	UJJIVAN SMALL FIN. BANK	0	0	0	0	1014	105.63	267	2.37	14081	93.86	15362	201.86
33	UTKARSH SMALL FIN. BANK	0	0	0	0	0	0	0	0	54403	232.18	54403	232.18
34	ESAF SMALL FIN. BANK	0	0	0	0	0	0	0	0	633	9.86	633	9.86
35	UNITY SMALL FINANCE BANK	0	0	0	0	0	0	0	0	27152	123.56	27152	123.56
	Total Small Financial Bank	0	0	0	0	1393	140.21	267	2.37	101557	513.59	103217	656.17
	TOTAL FOR BIHAR	25256	1787.81	2947	651.98	127220	24559.59	926169	19375.53	3321284	90634.75	4402876	137009.66

STATE LEVEL BANKERS' COMMITTEE BIHAR													
CONVENOR : STATE BANK OF INDIA													
DISTRICT WISE Annual Credit Plans - Non Priority Sector Outstanding AS ON 31.12.2024													
													No. in Actual and Amount in Crore
Sr. No.	Name of District	Non Priority Sector											
		Agriculture (NPS)		Education (NPS)		Housing (NPS)		Personal Loans under NPS		Others NPS		Total Non Priority Sector	
		A/c	Amt	A/c	Amt	A/c	Amt	A/c	Amt	A/c	Amt	A/c	Amt
1	ARARIA	2195	11.48	25	6.44	1177	198.68	14303	254.76	77089	1413.18	94789	1884.55
2	ARWAL	2	0.03	2	0.74	196	42.12	3698	89.24	11568	250.73	15466	382.86
3	AURANGABAD	508	3.88	19	3.12	1399	246.2	13908	316.95	40663	2221.55	56497	2791.7
4	BANKA	462	5.48	10	1.47	547	101.21	7158	140.41	29122	732.53	37299	981.11
5	BEGUSARAI	1288	33	65	15.82	3373	585.81	25915	546.74	107111	2159.88	137752	3341.25
6	BHAGALPUR	1455	28.87	112	25.92	5666	1103.44	30939	666.19	106410	2656.01	144582	4480.42
7	BHOJPUR	159	5.83	29	7.58	2399	440.88	17733	399.09	76813	1642.4	97133	2495.78
8	BUXAR	420	5.49	24	4.41	1083	198.75	13305	275.16	39222	912.8	54054	1396.6
9	DARBHANGA	1824	11.51	82	20.74	4648	799.71	26553	655.04	105603	2360.73	138710	3847.73
10	GAYA	1309	7.31	429	66.29	5648	1027.85	34362	884.26	125859	2871.67	167607	4857.39
11	GOPALGANJ	1308	42.06	24	4.71	1023	169.84	19314	365.03	53324	1071.33	74993	1652.97
12	JAMUI	13	2.81	7	1.42	513	101.29	7538	180.5	36186	837.16	44257	1123.19
13	JEHANABAD	15	0.49	8	1	813	131.73	9301	188.09	27981	537.89	38118	859.2
14	KAIMUR (BHABUA)	244	1.66	12	3.49	597	102.65	7572	172.38	26524	665.38	34949	945.55
15	KATIHAR	474	4.44	49	12.01	2518	393.89	17512	407.4	89208	1674.09	109761	2491.82
16	KHAGARIA	357	3.07	13	2.78	497	100.47	10380	204.72	36797	745.23	48044	1056.27
17	KISHANGANJ	796	7.82	26	6.11	830	132.6	9317	145.91	48948	947.42	59917	1239.86
18	LAKHISARAI	22	0.26	12	2.07	384	83.41	6395	128.67	23384	524.56	30197	738.97
19	MADHEPURA	1039	6.16	12	2.26	631	121.27	10150	190.42	40118	958.49	51950	1278.61
20	MADHUBANI	418	5.68	42	9.2	2074	329.84	19510	465.5	82278	1771.67	104322	2581.89
21	MUNGER	306	0.76	19	3.84	1125	165.07	14028	310.44	47804	1168.58	63282	1648.7
22	MUZAFFARPUR	676	49.52	188	41.98	9268	1545.91	61527	1238.8	229964	5935.46	301623	8811.66
23	NALANDA	366	3.21	39	9.3	2287	459.41	20583	424.44	79518	1474.97	102793	2371.33
24	NAWADA	238	3.28	18	4.49	1357	246.57	11343	239.55	48615	881.9	61571	1375.79
25	PASHCHIM CHAMPARAN	723	9.92	38	8.67	1871	243.89	30341	492.13	78745	1872.68	111718	2627.28
26	PATNA	546	1372.76	1194	288.6	51953	11401.23	247199	4913.87	717391	34528.01	1018283	52504.47
27	PURBI CHAMPARAN	929	11.92	41	9.06	2497	406.32	28943	710.97	144659	2681.64	177069	3819.92
28	PURNIA	1482	10.81	70	17.78	4796	797.84	20309	421.23	112971	2187.63	139628	3435.29
29	ROHTAS	914	7.56	40	6.89	2055	418.97	19201	429.35	63959	1560.88	86169	2423.64
30	SAHARSA	532	5.97	32	7.23	1325	232.02	10111	272.95	34954	906.64	46954	1424.8
31	SAMASTIPUR	1030	18.8	51	11.58	2438	488.82	31853	767.84	121123	1967.25	156495	3254.28
32	SARAN	399	8.19	34	6.92	2617	364.63	25753	561.6	99701	1939.26	128504	2880.61
33	SHEIKHPURA	5	0.14	5	0.94	315	73.32	5036	77.29	14565	385.86	19926	537.54
34	SHEOHAR	175	10.38	5	1.09	176	30.51	6046	91.08	10764	212.91	17166	345.97
35	SITAMARHI	1095	71.77	48	11.54	1582	281.96	19144	389.45	62318	1248.8	84187	2003.51
36	SIWAN	729	5.25	41	7.66	2017	305.79	23612	480.49	94998	1618.39	121397	2417.59
37	SUPAUL	223	5.51	19	3.3	683	135.59	9374	218.13	43763	1182.36	54062	1544.89
38	VAISHALI	580	4.72	63	13.53	2842	550.13	36903	659.45	131264	1926.82	171652	3154.66
	TOTAL	25256	1787.81	2947	651.98	127220	24559.59	926169	19375.53	3321284	90634.75	4402876	137009.66

STATE LEVEL BANKERS' COMMITTEE BIHAR													
CONVENOR : STATE BANK OF INDIA													
BANK WISE TOTAL Annual Credit Plans - Non Priority Sector NPA Outstanding AS ON 31.12.2024													
												No. in Actual and Amount in Crore	
Sr. No.	Name of Bank	Non Priority Sector											
		Agriculture (NPS)		Education (NPS)		Housing (NPS)		Personal Loans under NPS		Others NPS		Total Non Priority Sector	
		A/c	Amt	A/c	Amt	A/c	Amt	A/c	Amt	A/c	Amt	A/c	Amt
	LEAD BANKS												
1	STATE BANK OF INDIA	140	0.91	3	0.07	112	9.84	2043	29.21	19292	236.42	21590	276.45
2	BANK OF BARODA	1377	19.77	4	0.45	74	13.94	5710	52.94	2474	106.64	9639	193.74
3	CANARA BANK	0	0.00	12	0.39	42	9.68	349	5.83	2823	26.76	3226	42.66
4	CENTRAL BANK OF INDIA	0	0.00	0	0.00	25	3.58	6677	53.62	1561	2.56	8263	59.76
5	PUNJAB NATIONAL BANK	327	42.86	3	0.43	147	19.73	2051	26.93	9811	82.55	12339	172.50
6	UNION BANK OF INDIA	2	0.02	5	0.65	52	2.00	1245	31.44	4948	117.92	6252	152.03
7	UCO BANK	0	0.00	0	0.00	6	1.59	431	3.64	1296	9.58	1733	14.81
	OTHER BANKS												
8	BANK OF INDIA	0	0.00	3	0.28	40	8.76	392	3.34	9133	42.78	9568	55.16
9	BANK OF MAHARASHTRA	0	0.00	0	0.00	5	1.22	7	0.21	821	1.82	833	3.25
10	INDIAN BANK	55	1.93	7	0.00	285	22.89	3470	21.15	50	0.05	3867	46.02
11	INDIAN OVERSEAS BANK	342	11.69	9	0.32	12	0.99	17	0.16	1840	50.75	2220	63.91
12	PUNJAB AND SIND BANK	0	0.00	0	0.00	12	0.00	110	0.03	78	1.72	200	1.75
	Total Public Sector Bank	2243	77.18	46	2.59	812	94.22	22502	228.50	54127	679.55	79730	1082.04
	PRIVATE BANKS												
13	AXIS BANK	2	0.01	2	0.00	29	4.04	11072	36.97	18710	113.86	29815	154.88
14	BANDHAN BANK	0	0.00	0	0.00	54	8.52	240	11.40	40925	206.03	41219	225.95
15	FEDERAL BANK	0	0.00	0	0.00	0	0.00	155	1.05	61	2.68	216	3.73
16	HDFC BANK	927	12.66	0	0.00	56	17.25	1036	28.86	15781	156.71	17800	215.48
17	ICICI BANK	0	0.00	1	0.45	63	17.61	1167	36.21	6915	127.12	8146	181.39
18	IDBI BANK	0	0.00	0	0.00	21	2.05	1	0.00	1187	42.09	1209	44.14
19	INDUSIND BANK	0	0.00	0	0.00	0	0.00	0	0.00	49331	131.60	49331	131.60
20	J & K BANK	0	0.00	0	0.00	0	0.00	0	0.00	10	0.22	10	0.22
21	KARNATAKA BANK	0	0.00	0	0.00	0	0.00	0	0.00	0	0.00	0	0.00
22	KOTAK MAHINDRA BANK	0	0.00	0	0.00	0	0.00	0	0.00	905	9.98	905	9.98
23	SOUTH INDIAN BANK	0	0.00	0	0.00	0	0.00	8	0.15	0	0.00	8	0.15
24	YES BANK	0	0.00	0	0.00	0	0.00	102	3.02	371	7.88	473	10.90
25	KARUR VYSYA BANK	0	0.00	0	0.00	0	0.00	1	0.03	0	0.00	1	0.03
26	IDFC FIRST BANK	0	0.00	0	0.00	0	0.00	27	0.22	2922	9.30	2949	9.52
27	RBL BANK	0	0.00	0	0.00	0	0.00	0	0.00	331	1.04	331	1.04
	Total Private Sector Bank	929	12.67	3	0.45	223	49.47	13809	117.91	137449	808.51	152413	989.01
	Total COMM. BANKS	3172	89.85	49	3.04	1035	143.69	36311	346.41	191576	1488.06	232143	2071.05
	CO-OPERATIVE BANKS												
28	STATE CO-OP. BANK	55	4.42	0	0.00	226	5.41	1782	24.14	5718	229.19	7781	263.16
	Total Cooperative Bank	55	4.42	0	0.00	226	5.41	1782	24.14	5718	229.19	7781	263.16
	REGIONAL RURAL BANKS												
29	DAKSHIN BIHAR GRAMIN BANK	0	0.00	0	0.00	10	5.84	991	17.04	2397	10.98	3398	33.86
30	UTTAR BIHAR GRAMIN BANK	0	0.00	19	0.61	92	2.06	1293	11.43	1638	15.31	3042	29.41
	Total Region Rural Bank	0	0.00	19	0.61	102	7.90	2284	28.47	4035	26.29	6440	63.27
	SMALL FINANCE BANK												
31	JANA SMALL FIN. BANK	0	0.00	0	0.00	10	1.18	0	0.00	382	2.57	392	3.75
32	UJJIVAN SMALL FIN. BANK	0	0.00	0	0.00	2	0.01	0	0.00	421	1.31	423	1.32
33	UTKARSH SMALL FIN. BANK	0	0.00	0	0.00	0	0.00	0	0.00	7666	35.63	7666	35.63
34	ESAF SMALL FIN. BANK	0	0.00	0	0.00	0	0.00	0	0.00	18	0.12	18	0.12
35	UNITY SMALL FINANCE BANK	0	0.00	0	0.00	0	0.00	0	0.00	689	2.84	689	2.84
	Total Small Financial Bank	0	0.00	0	0.00	12	1.19	0	0.00	9176	42.47	9188	43.66
	TOTAL FOR BIHAR	3227	94.27	68	3.65	1375	158.19	40377	399.02	210505	1786.01	255552	2441.14

STATE LEVEL BANKERS' COMMITTEE BIHAR													
CONVENOR : STATE BANK OF INDIA													
DISTRICT WISE Annual Credit Plans - Non Priority Sector NPA Outstanding AS ON 31.12.2024													
												No. in Actual and Amount in Crore	
Sr. No.	Name of District	Non Priority Sector											
		Agriculture (NPS)		Education (NPS)		Housing (NPS)		Personal Loans under NPS		Others NPS		Total Non Priority Sector	
		A/c	Amt	A/c	Amt	A/c	Amt	A/c	Amt	A/c	Amt	A/c	Amt
1	ARARIA	40	0.7	0	0	8	1.42	893	7.48	4300	36.48	5241	46.08
2	ARWAL	0	0	0	0	3	0.29	143	1.8	786	8.4	932	10.49
3	AURANGABAD	60	0.37	0	0	24	4.99	479	7.14	2830	22.62	3393	35.12
4	BANKA	128	1.36	0	0	6	0.53	408	3.37	2084	17.86	2626	23.12
5	BEGUSARAI	106	1.74	0	0	16	1.71	804	8.64	6802	45.25	7728	57.34
6	BHAGALPUR	728	10.63	1	0.04	32	6.01	1153	10.62	6454	57.84	8368	85.14
7	BHOJPUR	35	1.88	1	0.01	27	1.76	705	6.38	7762	35.45	8530	45.48
8	BUXAR	18	0.29	3	0.2	17	1.01	625	5.65	2534	18.74	3197	25.89
9	DARBHANGA	79	1.81	1	0.01	33	4.29	893	9.39	7786	39.83	8792	55.33
10	GAYA	50	1.21	3	0.35	66	8.09	1591	16.42	9567	84.68	11277	110.75
11	GOPALGANJ	114	1.14	2	0.09	33	2.18	937	8.63	2851	20.36	3937	32.4
12	JAMUI	0	0	1	0.01	32	0.86	595	5.92	2249	18.87	2877	25.66
13	JEHANABAD	7	0.05	2	0.05	10	2.68	293	2.62	2139	17.99	2451	23.39
14	KAIMUR (BHABUA)	11	0.24	0	0	10	1.26	324	4.17	1848	12.14	2193	17.81
15	KATIHAR	42	1.06	1	0.03	17	1.63	1191	10.21	3386	25.3	4637	38.23
16	KHAGARIA	19	0.37	2	0.14	9	0.64	496	6.02	2441	16.9	2967	24.07
17	KISHANGANJ	10	0.3	0	0	10	0.68	540	4.43	2485	17.45	3045	22.86
18	LAKHISARAI	1	0.01	0	0	4	0.23	392	2.91	1338	9.03	1735	12.18
19	MADHEPURA	23	0.13	1	0.05	4	0.28	455	3.14	2232	14.1	2715	17.7
20	MADHUBANI	15	0.31	1	0.04	10	0.84	793	7.71	4701	28	5520	36.9
21	MUNGER	7	0.07	1	0.05	181	4.72	613	7.84	2862	19.02	3664	31.7
22	MUZAFFARPUR	68	36.4	9	0.75	113	11.09	3131	28.61	14637	95.14	17958	171.99
23	NALANDA	20	0.37	0	0	32	2.84	932	11.34	5757	29.04	6741	43.59
24	NAWADA	31	0.93	1	0.04	14	1.41	327	3.36	3127	20.93	3500	26.67
25	PASHCHIM CHAMPARAN	88	1.13	1	0.02	8	0.94	1158	9.36	6112	38.12	7367	49.57
26	PATNA	338	11.38	15	0.64	395	67.6	9930	109.28	41461	530.19	52139	719.09
27	PURBI CHAMPARAN	142	1.76	1	0.02	17	1.47	1425	14.51	8711	65.59	10296	83.35
28	PURNIA	136	1.12	1	0.1	70	4.39	864	7.91	7022	40.92	8093	54.44
29	ROHTAS	360	4.95	6	0.21	27	2.87	733	7.45	4662	33.31	5788	48.79
30	SAHARSA	27	0.45	0	0	6	0.73	468	4.77	2450	15.07	2951	21.02
31	SAMASTIPUR	180	4.05	0	0	26	2.36	1231	13.79	10464	52.19	11901	72.39
32	SARAN	42	0.55	5	0.52	31	2.16	977	9.38	6570	40.05	7625	52.66
33	SHEIKHPURA	0	0	0	0	4	0.29	179	1.46	770	6.93	953	8.68
34	SHEOHAR	6	0.1	1	0.01	3	0.25	396	2.68	797	7.86	1203	10.9
35	SITAMARHI	81	4.89	1	0.03	22	1.29	1054	6.92	4193	25.78	5351	38.91
36	SIWAN	71	0.65	2	0.12	20	3.39	779	8.08	5352	149.89	6224	162.13
37	SUPAUL	10	0.26	1	0.02	5	1.33	547	4.08	2720	13.99	3283	19.68
38	VAISHALI	134	1.61	4	0.1	30	7.68	1923	15.55	6263	54.7	8354	79.64
TOTAL		3227	94.27	68	3.65	1375	158.19	40377	399.02	210505	1786.01	255552	2441.14

STATE LEVEL BANKERS' COMMITTEE BIHAR, PATNA													
(CONVENOR- STATE BANK OF INDIA)													
BANK WISE EDUCATION LOAN PRIORITY SECTOR DISBURSEMENT, OUTSTANDING AND NPA FY : 2024 - 25 AS ON 31.12.2024													
													Amount in Rs Crore
Sr. No.	Name of Bank	TARGET		ACHIE.		% ACHIE.		OUTSTANDING		NPA		% NPA	
		NO.	AMT	NO.	AMT	NO.	AMT	NO.	AMT	NO.	AMT	NO.	AMT
	LEAD BANKS												
1	STATE BANK OF INDIA	12085	542.99	4498	83.90	37.22	15.45	14269	556.24	761	23.56	5.33	4.24
2	BANK OF BARODA	4496	201.49	877	17.83	19.51	8.85	2800	102.85	408	11.08	14.57	10.77
3	CANARA BANK	4430	198.52	1550	28.22	34.99	14.22	5131	196.02	881	29.03	17.17	14.81
4	CENTRAL BANK OF INDIA	6221	279.18	951	20.73	15.29	7.43	5748	198.32	2436	73.66	42.38	37.14
5	PUNJAB NATIONAL BANK	10207	458.67	1549	29.45	15.18	6.42	11756	433.1	3993	148.22	33.97	34.22
6	UNION BANK OF INDIA	2905	130.04	1079	19.75	37.14	15.19	3130	115.38	442	14.85	14.12	12.87
7	UCO BANK	3340	149.58	265	3.99	7.93	2.67	2177	64.3	650	19.79	29.86	30.78
	OTHER BANKS												
8	BANK OF INDIA	4181	187.47	707	11.26	16.91	6.01	3628	123.17	585	19.81	16.12	16.08
9	BANK OF MAHARASHTRA	784	34.61	163	3.10	20.79	8.96	327	13.37	8	0.23	2.45	1.72
10	INDIAN BANK	3703	165.89	190	3.19	5.13	1.92	3118	79.29	1764	25.88	56.57	32.64
11	INDIAN OVERSEAS BANK	1254	55.93	103	2.52	8.21	4.51	426	14.03	41	1.34	9.62	9.55
12	PUNJAB AND SIND BANK	847	37.77	16	0.37	1.89	0.98	82	3.36	11	0.1	13.41	2.98
	Total Public Sector Bank	54453	2442.14	11948	224.31	21.94	9.18	52592	1899.42	11980	367.55	22.78	19.35
	PRIVATE BANKS												
13	AXIS BANK	3251	145.50	323	9.61	9.94	6.60	1271	34.26	89	2.29	7.00	6.68
14	BANDHAN BANK	8307	373.10	0	0.00	0.00	0.00	0	0	0	0	0.00	0.00
15	FEDERAL BANK	479	21.52	0	0.00	0.00	0.00	13	0.39	3	0.08	23.08	20.51
16	HDFC BANK	3732	167.09	115	1.90	3.08	1.14	319	7.19	6	0.11	1.88	1.53
17	ICICI BANK	3705	165.93	76	7.72	2.05	4.65	1182	47.49	15	0.47	1.27	0.99
18	IDBI BANK	2936	131.21	154	2.37	5.25	1.81	442	15.06	31	0.9	7.01	5.98
19	INDUSIND BANK	878	39.22	0	0.00	0.00	0.00	0	0	0	0	0.00	0.00
20	J & K BANK	64	2.87	5	0.10	7.81	3.48	15	0.62	0	0	0.00	0.00
21	KARNATAKA BANK	39	1.75	1	0.01	2.56	0.57	3	0.08	0	0	0.00	0.00
22	KOTAK MAHINDRA BANK	825	36.92	0	0.00	0.00	0.00	0	0	0	0	0.00	0.00
23	SOUTH INDIAN BANK	64	2.87	0	0.00	0.00	0.00	2	0.05	0	0	0.00	0.00
24	YES BANK	129	5.75	5	0.20	3.88	3.48	6	0.19	0	0	0.00	0.00
25	KARUR VYSYA BANK	39	1.73	0	0.00	0.00	0.00	0	0	0	0	0.00	0.00
26	IDFC FIRST BANK	206	9.23	0	0.00	0.00	0.00	0	0	0	0	0.00	0.00
27	RBL BANK	71	3.10	0	0.00	0.00	0.00	0	0	0	0	0.00	0.00
	Total Private Sector Bank	24725	1107.79	679	21.91	2.75	1.98	3253	105.34	144	3.85	4.43	3.65
	Total COMM. BANKS	79178	3549.93	12627	246.22	15.95	6.94	55845	2004.76	12124	371.4	21.71	18.53
	CO-OPERATIVE BANKS												
28	STATE CO-OP. BANK	2016	89.89	0	0.00	0.00	0.00	0	0	0	0	0.00	0.00
	Total Cooperative Bank	2016	89.89	0	0.00	0.00	0.00	0	0	0	0	0.00	0.00
	REGIONAL RURAL BANKS												
29	DAKSHIN BIHAR GRAMIN BANK	4780	214.60	554	3.38	11.59	1.58	4152	140.56	2184	92.26	52.60	65.64
30	UTTAR BIHAR GRAMIN BANK	6959	312.77	54	0.54	0.78	0.17	1770	43.61	1003	27.07	56.67	62.07
	Total Region Rural Bank	11739	527.37	608	3.92	5.18	0.74	5922	184.17	3187	119.33	53.82	64.79
	SMALL FINANCE BANK												
31	JANA SMALL FIN. BANK	502	22.24	0	0.00	0.00	0.00	0	0	0	0	0.00	0.00
32	UJJIVAN SMALL FIN. BANK	702	31.00	0	0.00	0.00	0.00	0	0	0	0	0.00	0.00
33	UTKARSH SMALL FIN. BANK	2633	117.86	0	0.00	0.00	0.00	0	0	0	0	0.00	0.00
34	ESAF SMALL FIN. BANK	122	5.31	0	0.00	0.00	0.00	0	0	0	0	0.00	0.00
35	UNITY SMALL FINANCE BANK	343	15.14	0	0.00	0.00	0.00	0	0	0	0	0.00	0.00
	Total Small Financial Bank	4302	191.55	0	0.00	0.00	0.00	0	0	0	0	0.00	0.00
	TOTAL FOR BIHAR	97235	4358.74	13235	250.14	13.61	5.74	61767	2188.93	15311	490.73	24.79	22.42

STATE LEVEL BANKERS' COMMITTEE BIHAR,PATNA (CONVENOR - STATE BANK OF INDIA)													
DISTRICT WISE EDUCATION LOAN PRIORITY SECTOR DISBURSEMENT, OUTSTANDING AND NPA FY : 2024 - 25 AS ON 31.12.2024													
Amount in Crore													
Sr. No.	District Name	TARGET		ACHIE.		% ACHIE.		OUTSTANDING		NPA		% NPA	
		NO.	AMT	NO.	AMT	NO.	AMT	NO.	AMT	NO.	AMT	NO.	AMT
1	ARARIA	1154	51.43	116	1.86	10.05	3.62	773	24.49	212	6.41	27.43	26.17
2	ARWAL	430	18.89	46	0.50	10.70	2.65	362	11.35	187	7.88	51.66	69.43
3	AURANGABAD	2175	97.47	270	3.89	12.41	3.99	1359	44.80	738	25.71	54.30	57.39
4	BANKA	2215	99.28	116	2.11	5.24	2.13	795	24.04	165	4.73	20.75	19.68
5	BEGUSARAI	3902	175.23	340	5.88	8.71	3.36	1940	65.77	438	14.31	22.58	21.76
6	BHAGALPUR	3536	158.52	648	12.84	18.33	8.10	2204	77.55	248	6.78	11.25	8.74
7	BHOJPUR	1585	70.92	300	4.81	18.93	6.78	1368	48.57	446	16.85	32.60	34.69
8	BUXAR	1019	45.39	170	2.70	16.68	5.95	938	30.20	256	8.61	27.29	28.51
9	DARBHANGA	2215	99.25	492	8.67	22.21	8.74	2561	84.06	496	15.6	19.37	18.56
10	GAYA	2338	104.72	1063	25.58	45.47	24.43	3739	170.10	794	30.67	21.24	18.03
11	GOPALGANJ	1083	48.40	161	2.80	14.87	5.79	847	25.74	240	6.15	28.34	23.89
12	JAMUI	1264	56.53	79	1.03	6.25	1.82	480	15.96	109	3.93	22.71	24.62
13	JEHANABAD	803	35.61	159	2.31	19.80	6.49	701	22.22	343	12.6	48.93	56.71
14	KAIMUR (BHABUA)	917	40.98	82	1.31	8.94	3.20	693	22.62	275	10.8	39.68	47.75
15	KATIHAR	3028	136.00	170	3.45	5.61	2.54	832	30.89	203	5.49	24.40	17.77
16	KHAGARIA	827	37.00	74	1.23	8.95	3.32	589	19.32	214	6.47	36.33	33.49
17	KISHANGANJ	642	28.64	100	1.60	15.58	5.59	497	17.59	104	2.64	20.93	15.01
18	LAKHISARAI	115	4.67	87	1.32	75.65	28.27	595	20.41	205	8.06	34.45	39.49
19	MADHEPURA	1975	88.40	77	1.66	3.90	1.88	543	16.65	169	4.87	31.12	29.25
20	MADHUBANI	4374	196.35	326	5.30	7.45	2.70	2204	68.07	633	18.13	28.72	26.63
21	MUNGER	1072	47.77	156	2.23	14.55	4.67	767	26.35	169	5.34	22.03	20.27
22	MUZAFFARPUR	4062	182.33	809	15.15	19.92	8.31	3878	136.72	786	23.81	20.27	17.42
23	NALANDA	2048	91.73	288	4.12	14.06	4.49	1567	48.79	819	25.52	52.27	52.31
24	NAWADA	904	40.38	132	2.23	14.60	5.52	994	35.32	295	10.86	29.68	30.75
25	PASHCHIM CHAMPARAN	2333	104.55	250	4.31	10.72	4.12	1308	41.40	334	9.75	25.54	23.55
26	PATNA	15599	701.25	3892	83.37	24.95	11.89	13313	541.26	1772	54.13	13.31	10.00
27	PURBI CHAMPARAN	2944	131.95	417	6.73	14.16	5.10	1839	64.50	383	11.37	20.83	17.63
28	PURNIA	3318	148.75	309	5.40	9.31	3.63	1536	51.40	267	7.92	17.38	15.41
29	ROHTAS	1901	85.00	287	4.33	15.10	5.09	1951	64.32	688	24.38	35.26	37.90
30	SAHARSA	761	33.57	125	1.99	16.43	5.93	754	24.21	235	6.81	31.17	28.13
31	SAMASTIPUR	3134	140.63	416	6.85	13.27	4.87	2268	75.61	527	17.01	23.24	22.50
32	SARAN	5599	251.60	295	5.21	5.27	2.07	1603	49.81	578	16.33	36.06	32.78
33	SHEIKHPURA	535	23.58	59	0.87	11.03	3.69	406	13.08	141	4.74	34.73	36.24
34	SHEOHAR	346	15.13	37	0.61	10.69	4.03	162	4.66	62	1.8	38.27	38.63
35	SITAMARHI	969	43.18	222	4.13	22.91	9.56	1262	41.67	356	10.14	28.21	24.33
36	SIWAN	2894	129.71	210	3.77	7.26	2.91	1492	47.33	495	16.84	33.18	35.58
37	SUPAUL	943	42.07	85	1.60	9.01	3.80	722	22.46	268	8.73	37.12	38.87
38	VAISHALI	12276	551.88	370	6.39	3.01	1.16	1925	59.67	661	18.56	34.34	31.10
TOTAL		97235	4358.74	13235	250.14	13.61	5.74	61767	2188.93	15311	490.73	24.79	22.42

STATE LEVEL BANKERS' COMMITTEE BIHAR, PATNA													
(CONVENOR- STATE BANK OF INDIA)													
BANK WISE HOUSING LOAN PRIORITY SECTOR DISBURSEMENT,OUTSTANDING AND NPA FY : 2024 - 25 AS ON 31.12.2024													
													Amount in Rs Crore
Sr. No.	Name of Bank	TARGET		ACHIE.		% ACHIE.		OUTSTANDING		NPA		% NPA	
		NO.	AMT	NO.	AMT	NO.	AMT	NO.	AMT	NO.	AMT	NO.	AMT
	LEAD BANKS												
1	STATE BANK OF INDIA	22051	1652.73	5085	224.61	23.06	13.59	32863	3850.13	128	9.56	0.39	0.25
2	BANK OF BARODA	5745	429.53	240	8.36	4.18	1.95	4821	535.69	137	9.67	2.84	1.81
3	CANARA BANK	6891	515.45	925	75.99	13.42	14.74	6513	703.44	135	8.55	2.07	1.22
4	CENTRAL BANK OF INDIA	7804	584.14	1014	62.43	12.99	10.69	6491	618.62	1019	19	15.70	3.07
5	PUNJAB NATIONAL BANK	12479	934.58	1233	110.31	9.88	11.80	9063	882.47	273	16.26	3.01	1.84
6	UNION BANK OF INDIA	5122	383.05	234	18.84	4.57	4.92	2918	295.28	79	5.09	2.71	1.72
7	UCO BANK	4397	328.18	507	38.57	11.53	11.75	4260	410.54	268	6.77	6.29	1.65
	OTHER BANKS												
8	BANK OF INDIA	6041	451.55	430	36.19	7.12	8.01	5806	571.15	176	12.26	3.03	2.15
9	BANK OF MAHARASHTRA	3674	274.20	136	12.50	3.70	4.56	529	72.12	7	1.08	1.32	1.50
10	INDIAN BANK	5862	438.42	98	9.86	1.67	2.25	1800	169.19	120	4.94	6.67	2.92
11	INDIAN OVERSEAS BANK	1329	98.64	465	52.78	34.99	53.51	1754	225.04	16	2.21	0.91	0.98
12	PUNJAB AND SIND BANK	1864	139.51	8	1.41	0.43	1.01	330	35.47	29	3.15	8.79	8.88
	Total Public Sector Bank	83259	6229.98	10375	651.85	12.46	10.46	77148	8369.13	2387	98.54	3.09	1.18
	PRIVATE BANKS												
13	AXIS BANK	3498	260.83	282	12.07	8.06	4.63	938	88.18	24	1.59	2.56	1.80
14	BANDHAN BANK	11185	837.43	1146	46.91	10.25	5.60	2051	135.09	53	4.17	2.58	3.09
15	FEDERAL BANK	457	34.19	4	0.66	0.88	1.93	32	4.19	1	0.2	3.13	4.77
16	HDFC BANK	5815	434.83	3020	55.92	51.93	12.86	5675	382.66	90	4.73	1.59	1.24
17	ICICI BANK	4554	340.19	70	14.21	1.54	4.18	1243	173.03	27	3.45	2.17	1.99
18	IDBI BANK	4338	324.10	72	6.25	1.66	1.93	2417	268.86	64	5.07	2.65	1.89
19	INDUSIND BANK	1712	127.84	0	0.00	0.00	0.00	0	0	0	0	0.00	0.00
20	J & K BANK	53	3.94	4	0.29	7.55	7.36	12	1.27	0	0	0.00	0.00
21	KARNATAKA BANK	53	3.94	1	0.06	1.89	1.52	15	1.97	0	0	0.00	0.00
22	KOTAK MAHINDRA BANK	797	59.42	0	0.00	0.00	0.00	8	1.75	0	0	0.00	0.00
23	SOUTH INDIAN BANK	105	7.87	0	0.00	0.00	0.00	1	0	0	0	0.00	0.00
24	YES BANK	279	20.82	0	0.00	0.00	0.00	0	0	0	0	0.00	0.00
25	KARUR VYSYA BANK	53	3.94	0	0.00	0.00	0.00	3	0.17	0	0	0.00	0.00
26	IDFC FIRST BANK	683	51.18	65	6.04	9.52	11.80	102	7.25	0	0	0.00	0.00
27	RBL BANK	183	13.59	0	0.00	0.00	0.00	0	0	0	0	0.00	0.00
	Total Private Sector Bank	33765	2524.11	4664	142.41	13.81	5.64	12497	1064.43	259	19.21	2.07	1.80
	Total COMM. BANKS	117024	8754.09	15039	794.26	12.85	9.07	89645	9433.57	2646	117.75	2.95	1.25
	CO-OPERATIVE BANKS												
28	STATE CO-OP. BANK	4403	328.83	19	1.88	0.43	0.57	76	5.53	29	0.97	38.16	17.54
	Total Cooperative Bank	4403	328.83	19	1.88	0.43	0.57	76	5.53	29	0.97	38.16	17.54
	REGIONAL RURAL BANKS												
29	DAKSHIN BIHAR GRAMIN BANK	6115	457.86	1897	251.31	31.02	54.89	4896	373.94	352	13.75	7.19	3.68
30	UTTAR BIHAR GRAMIN BANK	6855	513.52	703	50.16	10.26	9.77	2802	173.94	1455	7.99	51.93	4.59
	Total Region Rural Bank	12970	971.38	2600	301.47	20.05	31.04	7698	547.88	1807	21.74	23.47	3.97
	SMALL FINANCE BANK												
31	JANA SMALL FIN. BANK	743	55.18	254	3.83	34.19	6.94	914	14.79	55	0.73	6.02	4.94
32	UJJIVAN SMALL FIN. BANK	943	69.80	659	16.06	69.88	23.01	2991	62.05	54	0.17	1.81	0.27
33	UTKARSH SMALL FIN. BANK	3386	252.85	292	6.29	8.62	2.49	376	47.65	10	1.22	2.66	2.56
34	ESAF SMALL FIN. BANK	172	12.48	3	0.06	1.74	0.48	1	0.22	0	0	0.00	0.00
35	UNITY SMALL FINANCE BANK	479	35.47	0	0.00	0.00	0.00	0	0	0	0	0.00	0.00
	Total Small Financial Bank	5723	425.78	1208	26.24	21.11	6.16	4282	124.7	119	2.12	2.78	1.70
	TOTAL FOR BIHAR	140120	10480.08	18866	1123.85	13.46	10.72	101701	10111.68	4601	142.58	4.52	1.41

STATE LEVEL BANKERS' COMMITTEE BIHAR,PATNA (CONVENOR - STATE BANK OF INDIA) DISTRICT WISE HOUSING LOAN PRIORITY SECTOR DISBURSEMENT,OUTSTANDING AND NPA FY : 2024 - 25 AS ON 31.12.2024													
													Amount in Crore
Sr. No.	District Name	TARGET		ACHIE.		% ACHIE.		OUTSTANDING		NPA		% NPA	
		NO.	AMT	NO.	AMT	NO.	AMT	NO.	AMT	NO.	AMT	NO.	AMT
1	ARARIA	1437	106.93	254	9.46	17.68	8.85	1306	102.67	126	2.63	9.65	2.56
2	ARWAL	456	33.90	64	4.41	14.04	13.01	193	19.18	10	0.61	5.18	3.18
3	AURANGABAD	1587	118.28	328	34.32	20.67	29.02	1494	141.23	44	2.34	2.95	1.66
4	BANKA	3076	229.93	142	10.96	4.62	4.77	809	72.27	28	0.88	3.46	1.22
5	BEGUSARAI	4496	336.39	471	36.88	10.48	10.96	2724	251.69	147	3.91	5.40	1.55
6	BHAGALPUR	4419	330.65	718	45.67	16.25	13.81	3953	343.95	79	3.22	2.00	0.94
7	BHOJPUR	1739	129.38	582	41.31	33.47	31.93	2359	209.22	103	3.85	4.37	1.84
8	BUXAR	1178	87.72	321	17.34	27.25	19.77	1700	145.39	40	1.72	2.35	1.18
9	DARBHANGA	2390	178.50	451	20.88	18.87	11.70	3075	279.25	53	2.50	1.72	0.90
10	GAYA	2517	187.94	930	47.55	36.95	25.30	4360	394.03	136	7.06	3.12	1.79
11	GOPALGANJ	1357	100.74	305	11.11	22.48	11.03	1913	106.87	762	2.48	39.83	2.32
12	JAMUI	1761	131.41	138	10.50	7.84	7.99	540	42.69	19	0.20	3.52	0.47
13	JEHANABAD	882	65.03	276	22.76	31.29	35.00	888	70.09	17	0.98	1.91	1.40
14	KAIMUR (BHABUA)	860	64.03	225	14.48	26.16	22.61	791	74.19	34	2.15	4.30	2.90
15	KATIHAR	1986	148.24	372	21.08	18.73	14.22	2021	199.55	98	2.84	4.85	1.42
16	KHAGARIA	902	66.90	86	7.83	9.53	11.70	542	44.71	20	1.09	3.69	2.44
17	KISHANGANJ	2846	213.01	199	7.43	6.99	3.49	1182	84.58	279	5.68	23.60	6.72
18	LAKHISARAI	594	44.07	112	7.22	18.86	16.38	601	51.23	15	0.82	2.50	1.60
19	MADHEPURA	2993	223.98	75	4.22	2.51	1.88	754	62.82	109	2.02	14.46	3.22
20	MADHUBANI	3151	235.88	389	18.31	12.35	7.76	1939	193.15	62	1.70	3.20	0.88
21	MUNGER	1509	112.31	269	16.18	17.83	14.41	1063	101.38	38	2.19	3.57	2.16
22	MUZAFFARPUR	2874	214.62	1000	57.08	34.79	26.60	7198	683.01	174	10.32	2.42	1.51
23	NALANDA	1897	141.36	377	29.15	19.87	20.62	1965	179.03	56	3.98	2.85	2.22
24	NAWADA	2142	160.01	354	22.98	16.53	14.36	1643	159.59	37	1.48	2.25	0.93
25	PASHCHIM CHAMPARAN	855	63.58	262	12.43	30.64	19.55	1707	174.18	25	1.27	1.46	0.73
26	PATNA	51880	3890.03	5661	357.77	10.91	9.20	31393	3749.33	483	33.92	1.54	0.90
27	PURBI CHAMPARAN	2778	207.18	540	16.32	19.44	7.88	2344	226.68	60	2.32	2.56	1.02
28	PURNIA	4894	366.18	763	41.70	15.59	11.39	4474	396.64	526	9.06	11.76	2.28
29	ROHTAS	2210	164.90	500	35.41	22.62	21.47	2987	259.06	169	9.14	5.66	3.53
30	SAHARSA	750	55.25	147	6.11	19.60	11.06	915	77.77	66	1.13	7.21	1.45
31	SAMASTIPUR	3114	232.56	522	40.54	16.76	17.43	2948	291.93	60	2.85	2.04	0.98
32	SARAN	8622	646.00	389	18.63	4.51	2.88	2034	206.42	94	2.75	4.62	1.33
33	SHEIKHPURA	526	38.67	78	5.55	14.83	14.35	495	46.47	14	0.46	2.83	0.99
34	SHEOHAR	368	26.90	53	1.40	14.40	5.20	292	23.05	60	0.57	20.55	2.47
35	SITAMARHI	1071	79.69	344	14.86	32.12	18.65	1496	153.08	56	2.21	3.74	1.44
36	SIWAN	4205	314.60	384	18.78	9.13	5.97	1849	178.68	49	2.84	2.65	1.59
37	SUPAUL	1031	76.33	123	5.76	11.93	7.55	871	70.32	131	2.04	15.04	2.90
38	VAISHALI	8767	657.00	662	29.48	7.55	4.49	2883	246.32	322	5.37	11.17	2.18
TOTAL		140120	10480.08	18866	1123.85	13.46	10.72	101701	10111.68	4601	142.58	4.52	1.41

STATE LEVEL BANKERS' COMMITTEE BIHAR							
CONVENOR : STATE BANK OF INDIA							
BANK WISE MISCELLANEOUS ACP DISBURSEMENT FY 2024-25 AS ON 31.12.2024							
No. in Actual and Amount in Crore							
SR.	NAME OF BANK	Loans to weaker sections under Priority Sector		Out of Loans to weaker Sections in PSL, loans to individual women beneficiaries up to ₹1 lakh		Agriculture, loans to Small & Marginal Farmers	
		A/c	Amt	No.	Amt.	No.	Amt.
	LEAD BANKS						
1	STATE BANK OF INDIA	287880	3264.65	57144	243.26	178052	1986.86
2	BANK OF BARODA	75299	1220.00	4554	22.70	31653	411.53
3	CANARA BANK	26566	593.50	6756	33.46	24244	397.18
4	CENTRAL BANK OF INDIA	85340	1241.84	418	5.19	2049	44.72
5	PUNJAB NATIONAL BANK	39110	713.05	6431	32.48	31589	489.98
6	UNION BANK OF INDIA	42655	528.29	5034	26.28	41971	488.69
7	UCO BANK	30996	764.80	1439	7.68	1074	17.48
	OTHER BANKS						
8	BANK OF INDIA	77417	1425.43	2734	9.56	42132	440.77
9	BANK OF MAHARASHTRA	3089	72.84	381	1.57	2586	62.61
10	INDIAN BANK	19653	508.25	494	1.31	6356	107.12
11	INDIAN OVERSEAS BANK	1233	26.86	288	1.25	650	14.41
12	PUNJAB AND SIND BANK	122	1.26	98	0.23	6	0.04
	Total Public Sector Bank	689360	10360.77	85771	384.97	362362	4461.39
	PRIVATE BANKS						
13	AXIS BANK	82579	1102.06	56167	242.48	24620	836.31
14	BANDHAN BANK	384530	2527.83	359337	2184.31	177751	1301.25
15	FEDERAL BANK	6909	89.88	3	0.02	7575	112.09
16	HDFC BANK	209371	1618.85	166815	958.46	40743	484.74
17	ICICI BANK	24042	333.45	4981	12.73	15115	219.98
18	IDBI BANK	35282	300.24	1703	15.84	32217	263.77
19	INDUSIND BANK	1005348	4513.73	0	0.00	0	0.00
20	J & K BANK	24	1.58	0	0.00	0	0.00
21	KARNATAKA BANK	3	0.40	0	0.00	0	0.00
22	KOTAK MAHINDRA BANK	151376	872.65	0	0.00	0	0.00
23	SOUTH INDIAN BANK	0	0.00	0	0.00	60	1.22
24	YES BANK	24376	106.15	24364	103.80	24283	103.47
25	KARUR VYSYA BANK	0	0.00	0	0.00	0	0.00
26	IDFC FIRST BANK	49507	202.40	49465	201.31	18304	72.14
27	RBL BANK	227501	1087.83	225950	1009.80	205588	986.12
	Total Private Sector Bank	2200848	12757.05	888785	4728.75	546256	4381.09
	Total COMM. BANKS	2890208	23117.82	974556	5113.72	908618	8842.48
	CO-OPERATIVE BANKS						
28	STATE CO-OP. BANK	4176	15.33	582	2.42	3451	11.60
	Total Cooperative Bank	4176	15.33	582	2.42	3451	11.60
	REGIONAL RURAL BANKS						
29	DAKSHIN BIHAR GRAMIN BANK	655260	6050.54	56647	110.05	408142	2017.20
30	UTTAR BIHAR GRAMIN BANK	711589	8110.37	62924	299.45	579005	6126.85
	Total Region Rural Bank	1366849	14160.91	119571	409.50	987147	8144.05
	SMALL FINANCE BANK						
31	JANA SMALL FIN. BANK	56577	325.39	24772	168.73	27527	133.26
32	UJJIVAN SMALL FIN. BANK	86706	532.76	86706	532.81	77724	498.83
33	UTKARSH SMALL FIN. BANK	368196	2046.39	368196	2046.39	226095	1257.98
34	ESAF SMALL FIN. BANK	41701	187.32	41701	187.32	12487	92.80
35	UNITY SMALL FINANCE BANK	76164	343.79	0	0.00	0	0.00
	Total Small Financial Bank	629344	3435.65	521375	2935.25	343833	1982.87
	TOTAL FOR BIHAR	4890577	40729.71	1616084	8460.89	2243049	18981.00

STATE LEVEL BANKERS' COMMITTEE BIHAR							
CONVENOR : STATE BANK OF INDIA							
DISTRICT WISE MISCELLANEOUS ACP DISBURSEMENT FY 2024-25 AS ON 31.12.2024							
No. in Actual and Amount in Crore							
SR.NO	NAME OF BANK	Loans to weaker sections under Priority Sector		Out of Loans to weaker Sections in PSL, loans to individual women beneficiaries up to ₹1 lakh		Out of Agriculture, loans to Small & Marginal Farmers	
		A/c	Amt	No.	Amt.	No.	Amt.
1	ARARIA	102192	1005.49	47162	264.12	52226	581.30
2	ARWAL	16100	130.83	6554	30.19	12235	81.75
3	AURANGABAD	76751	687.27	27927	140.09	50169	351.33
4	BANKA	69002	760.44	24559	122.90	27411	176.27
5	BEGUSARAI	133596	1294.46	42609	248.75	65385	575.20
6	BHAGALPUR	116478	1218.48	51260	276.85	57129	458.15
7	BHOJPUR	131734	963.94	33249	172.53	50947	340.57
8	BUXAR	56031	488.65	21416	107.54	35252	208.73
9	DARBHANGA	145712	1316.93	41720	236.08	62928	618.09
10	GAYA	269940	1920.99	88465	407.34	66276	430.18
11	GOPALGANJ	98835	1029.80	30695	174.92	57989	631.70
12	JAMUI	55566	449.44	22347	118.24	33577	198.11
13	JEHANABAD	29386	293.46	6719	33.85	17744	136.44
14	KAIMUR (BHABUA)	58613	552.35	19855	100.30	33853	314.09
15	KATIHAR	132980	1236.79	39162	216.32	61000	522.12
16	KHAGARIA	60977	524.74	22685	115.07	44060	302.38
17	KISHANGANJ	82174	853.64	39388	221.22	41181	465.11
18	LAKHISARAI	33304	308.39	9871	52.00	17327	138.45
19	MADHEPURA	74260	569.67	25820	142.17	43315	324.79
20	MADHUBANI	120257	1212.57	36964	194.07	75944	771.82
21	MUNGER	40572	378.72	18598	93.43	20810	135.59
22	MUZAFFARPUR	216946	2054.05	105307	566.13	139437	1226.10
23	NALANDA	88100	787.71	32991	146.47	54845	324.60
24	NAWADA	65292	597.97	28977	133.14	42637	277.39
25	PASHCHIM CHAMPARAN	135863	1252.27	54344	291.43	88509	811.54
26	PATNA	615959	3958.32	276190	1296.52	256793	1691.37
27	PURBI CHAMPARAN	233381	2116.32	61024	345.50	120193	1195.45
28	PURNIA	129275	1302.80	54836	301.43	78701	749.05
29	ROHTAS	85785	841.54	32353	160.16	54917	389.66
30	SAHARSA	60890	585.75	23567	122.43	34328	361.15
31	SAMASTIPUR	140796	1262.73	55130	311.37	91352	661.82
32	SARAN	155755	1389.99	67666	381.64	85572	784.62
33	SHEIKHPURA	21274	193.63	8034	42.73	13216	112.63
34	SHEOHAR	20923	212.87	3727	19.73	12162	119.81
35	SITAMARHI	86153	875.75	26645	159.02	50671	486.75
36	SIWAN	294890	1958.10	65887	363.42	83669	719.18
37	SUPAUL	59499	594.39	14431	76.11	36335	366.19
38	VAISHALI	575336	3548.47	47950	275.68	72954	941.52
TOTAL		4890577	40729.71	1616084	8460.89	2243049	18981.00

STATE LEVEL BANKERS' COMMITTEE BIHAR							
CONVENOR : STATE BANK OF INDIA							
BANK WISE MISCELLANEOUS ACP OUTSTANDING AS ON 31.12.2024							
No. in Actual and Amount in Crore							
SR.	NAME OF BANK	Loans to weaker sections under Priority Sector		Out of Loans to weaker Sections in PSL, loans to individual women beneficiaries up to ₹1 lakh		Agriculture, loans to Small & Marginal Farmers	
		No.	Amt.	No.	Amt.	No.	Amt.
	LEAD BANKS						
1	STATE BANK OF INDIA	659925	8550.55	180694	558.45	429245	5706.14
2	BANK OF BARODA	130592	2629.23	17203	55.43	74059	881.26
3	CANARA BANK	130096	2091.61	16029	87.01	99940	1189.81
4	CENTRAL BANK OF INDIA	322288	3763.71	724	7.27	2570	62.83
5	PUNJAB NATIONAL BANK	399269	4437.53	67913	312.93	379095	5598.74
6	UNION BANK OF INDIA	101617	1127.09	14792	76.02	95913	1053.38
7	UCO BANK	245371	1893.16	31147	135.64	17714	104.75
	OTHER BANKS						
8	BANK OF INDIA	200103	2742.74	23842	103.71	182680	2445.20
9	BANK OF MAHARASHTRA	4503	97.48	815	2.07	3170	74.98
10	INDIAN BANK	100514	1487.22	4092	13.32	89984	1312.57
11	INDIAN OVERSEAS BANK	5410	59.70	910	4.23	3757	52.02
12	PUNJAB AND SIND BANK	1385	494.71	1385	484.81	157	4.13
	Total Public Sector Bank	2301073	29374.72	359546	1840.89	1378284	18485.81
	PRIVATE BANKS						
13	AXIS BANK	423332	2070.77	193345	445.64	209958	1530.13
14	BANDHAN BANK	773396	2885.30	710892	2357.14	325705	1523.62
15	FEDERAL BANK	42720	183.81	16	0.07	29997	160.03
16	HDFC BANK	629834	2904.57	63981	279.08	561658	2202.50
17	ICICI BANK	62247	834.18	18029	48.07	33398	572.33
18	IDBI BANK	75641	484.79	3875	22.66	68262	392.44
19	INDUSIND BANK	2497459	5801.43	0	0.00	0	0.00
20	J & K BANK	79	3.11	0	0.00	0	0.00
21	KARNATAKA BANK	7	0.23	1	0.00	5	0.00
22	KOTAK MAHINDRA BANK	560834	1737.39	0	0.00	0	0.00
23	SOUTH INDIAN BANK	0	0.00	0	0.00	73	1.57
24	YES BANK	51550	164.07	51510	157.10	51406	156.73
25	KARUR VYSYA BANK	0	0.00	0	0.00	0	0.00
26	IDFC FIRST BANK	164247	412.63	164110	409.58	64191	146.62
27	RBL BANK	1014680	2420.18	1011214	2280.44	913332	2146.19
	Total Private Sector Bank	6296026	19902.45	2216973	5999.78	2257985	8832.16
	Total COMM. BANKS	8597099	49277.17	2576519	7840.67	3636269	27317.97
	CO-OPERATIVE BANKS						
28	STATE CO-OP. BANK	58872	131.04	1124	4.34	83512	196.36
	Total Cooperative Bank	58872	131.04	1124	4.34	83512	196.36
	REGIONAL RURAL BANKS						
29	DAKSHIN BIHAR GRAMIN BANK	1030260	10098.91	176041	945.90	978825	9827.48
30	UTTAR BIHAR GRAMIN BANK	1233404	12443.39	10606	38.33	924599	8734.77
	Total Region Rural Bank	2263664	22542.30	186647	984.23	1903424	18562.25
	SMALL FINANCE BANK						
31	JANA SMALL FIN. BANK	221412	658.57	77455	286.37	134467	337.86
32	UJJIVAN SMALL FIN. BANK	381803	1356.27	363425	1238.81	307805	1113.54
33	UTKARSH SMALL FIN. BANK	1100964	3717.55	1100964	3717.57	681994	2304.04
34	ESAF SMALL FIN. BANK	86562	250.62	86562	250.62	49735	148.36
35	UNITY SMALL FINANCE BANK	165064	449.13	0	0.00	0	0.00
	Total Small Financial Bank	1955805	6432.14	1628406	5493.37	1174001	3903.80
	TOTAL FOR BIHAR	12875440	78382.66	4392696	14322.61	6797206	49980.38

STATE LEVEL BANKERS' COMMITTEE BIHAR

CONVENOR : STATE BANK OF INDIA

DISTRICT WISE MISCELLANEOUS ACP OUTSTANDING AS ON 31.12.2024

No. in Actual and Amount in Crore

SR.	NAME OF BANK	Loans to weaker sections under Priority Sector		Out of Loans to weaker Sections in PSL, loans to individual women beneficiaries up to ₹1 lakh		Agriculture, loans to Small & Marginal Farmers	
		No.	Amt.	No.	Amt.	No.	Amt.
1	ARARIA	19622	59.07	102166	321.88	154861	1193.51
2	ARWAL	5949	9.91	19449	65.00	35447	309.33
3	AURANGABAD	14166	19.05	76138	271.45	156614	1392.66
4	BANKA	25553	59.21	69477	239.29	94235	653.46
5	BEGUSARAI	62234	196.63	125177	502.85	212530	1751.56
6	BHAGALPUR	64584	257.07	139918	545.08	172083	1279.56
7	BHOJPUR	39563	106.55	92307	324.67	135465	1099.42
8	BUXAR	16563	24.34	57871	213.60	118667	952.92
9	DARBHANGA	40154	136.35	81591	278.80	149032	926.89
10	GAYA	30170	56.08	246209	743.87	239637	2218.93
11	GOPALGANJ	393	1.77	75212	254.57	152184	1178.65
12	JAMUI	13908	3.02	63805	260.56	116763	940.06
13	JEHANABAD	12076	30.90	20536	74.73	52391	536.10
14	KAIMUR (BHABUA)	4317	1.14	41976	148.25	107390	1033.76
15	KATIHAR	21464	67.18	83728	281.79	136434	1221.12
16	KHAGARIA	26622	51.86	66421	263.61	161502	1187.40
17	KISHANGANJ	3911	7.97	60713	204.37	110049	867.18
18	LAKHISARAI	8910	7.85	34537	146.54	63788	534.65
19	MADHEPURA	19906	50.40	59522	183.71	160572	980.40
20	MADHUBANI	20080	54.77	75470	224.39	236252	1262.39
21	MUNGER	16062	32.58	48972	188.49	68019	488.67
22	MUZAFFARPUR	234276	606.44	355086	1020.21	483090	2845.09
23	NALANDA	24907	35.41	73270	267.30	143945	1482.63
24	NAWADA	19950	9.79	71626	261.94	122473	1182.53
25	PASHCHIM CHAMPARAN	11459	33.50	123050	390.02	228400	1666.20
26	PATNA	883314	2411.97	1015400	2850.04	959566	4364.82
27	PURBI CHAMPARAN	31028	107.98	149002	508.08	317590	2733.15
28	PURNIA	46990	164.28	123230	426.10	195862	1530.70
29	ROHTAS	19924	34.19	88079	287.81	172581	1636.70
30	SAHARSA	37665	120.65	54260	184.77	119117	1051.48
31	SAMASTIPUR	82030	218.08	164600	612.88	311455	2305.25
32	SARAN	16348	50.22	152552	515.42	205426	1524.51
33	SHEIKHPURA	5907	1.16	23855	102.86	41391	372.28
34	SHEOHAR	2184	7.02	8388	24.89	30496	267.88
35	SITAMARHI	11336	38.67	48921	172.69	143422	1240.40
36	SIWAN	64786	139.99	181515	539.98	222987	1358.75
37	SUPAUL	844	1.19	23353	81.27	92910	974.56
38	VAISHALI	14975	67.26	95314	338.85	172580	1434.83
TOTAL		1974130	5281.49	4392696	14322.61	6797206	49980.38

STATE LEVEL BANKERS' COMMITTEE BIHAR

CONVENOR : STATE BANK OF INDIA

BANK WISE TOTAL LOANS DISBURSEMENT TO SC/ST FY 2024-25 AS ON 31.12.2024

No. in Actual and Amount in Crore

SR.	NAME OF BANK	SC				ST			
		Disbursement		Outstanding		Disbursement		Outstanding	
		No.	Amt.	No.	Amt.	No.	Amt.	No.	Amt.
	LEAD BANKS								
1	STATE BANK OF INDIA	80342	2640.65	322857	9928.74	10328	278.01	51531	1068.00
2	BANK OF BARODA	5961	246.20	20893	632.09	613	25.64	1941	59.63
3	CANARA BANK	2075	66.58	38068	811.91	180	6.20	2502	64.81
4	CENTRAL BANK OF INDIA	11307	214.32	86716	989.69	1692	36.59	13828	140.88
5	PUNJAB NATIONAL BANK	3417	92.30	109887	2002.24	467	12.45	22534	513.13
6	UNION BANK OF INDIA	5078	83.34	35859	542.51	395	6.81	2644	57.83
7	UCO BANK	1016	26.88	64420	518.82	145	4.00	7835	83.35
	OTHER BANKS								
8	BANK OF INDIA	8200	113.37	33298	809.93	674	12.40	3343	87.34
9	BANK OF MAHARASHTRA	281	6.79	1050	20.34	22	0.12	95	1.36
10	INDIAN BANK	2275	76.57	30225	608.54	297	9.04	3467	79.42
11	INDIAN OVERSEAS BANK	20	0.82	476	24.35	1	0.02	53	1.50
12	PUNJAB AND SIND BANK	8	0.70	151	6.17	0	0.00	24	2.88
	Total Public Sector Bank	119980	3568.52	743900	16895.33	14814	391.28	109797	2160.13
	PRIVATE BANKS								
13	AXIS BANK	1632	14.12	66070	227.19	505	4.55	22609	93.36
14	BANDHAN BANK	51912	539.22	195001	1257.03	10484	110.21	39042	250.96
15	FEDERAL BANK	55	0.76	178	3.34	19	0.25	48	0.53
16	HDFC BANK	38	7.58	607	39.90	10	0.45	119	4.92
17	ICICI BANK	2504	72.14	24833	290.52	376	28.28	4703	70.67
18	IDBI BANK	9431	85.44	58792	436.44	1471	12.77	8841	61.40
19	INDUSIND BANK	354173	1463.56	2771866	6160.21	136850	556.11	1069705	2365.30
20	J & K BANK	0	0.00	0	0.00	0	0.00	0	0.00
21	KARNATAKA BANK	0	0.00	9	0.39	0	0.00	0	0.00
22	KOTAK MAHINDRA BANK	50141	279.59	219812	718.48	13267	72.19	62057	185.15
23	SOUTH INDIAN BANK	1	0.03	1	0.03	0	0.00	0	0.00
24	YES BANK	4269	18.31	23290	78.56	733	3.42	2880	9.65
25	KARUR VYSYA BANK	0	0.00	3	0.13	0	0.00	0	0.00
26	IDFC FIRST BANK	15701	76.31	108943	362.54	2448	10.98	18044	53.08
27	RBL BANK	74008	325.96	456940	1139.48	6159	28.83	48513	121.44
	Total Private Sector Bank	563865	2883.02	3926345	10714.24	172322	828.04	1276561	3216.46
	Total COMM. BANKS	683845	6451.54	4670245	27609.57	187136	1219.32	1386358	5376.59
	CO-OPERATIVE BANKS								
28	STATE CO-OP. BANK	2161	12.16	69557	1882.00	598	4.06	14982	76.71
	Total Cooperative Bank	2161	12.16	69557	1882.00	598	4.06	14982	76.71
	REGIONAL RURAL BANKS								
29	DAKSHIN BIHAR GRAMIN BANK	2400	29.47	201198	1172.50	231	3.79	10294	83.18
30	UTTAR BIHAR GRAMIN BANK	135380	239.26	318924	522.98	620490	399.17	735724	456.08
	Total Region Rural Bank	137780	268.73	520122	1695.48	620721	402.96	746018	539.26
	SMALL FINANCE BANK								
31	JANA SMALL FIN. BANK	7192	41.68	72695	219.24	1603	9.54	19461	56.07
32	UJJIVAN SMALL FIN. BANK	26888	164.62	248357	903.68	7274	43.91	68937	248.85
33	UTKARSH SMALL FIN. BANK	72330	417.82	543739	2266.69	8973	51.66	70648	298.84
34	ESAF SMALL FIN. BANK	10714	46.63	29834	95.60	2591	11.06	7830	22.30
35	UNITY SMALL FINANCE BANK	15394	67.49	65790	173.83	6607	30.44	30345	85.93
	Total Small Financial Bank	132518	738.24	960415	3659.04	27048	146.61	197221	711.99
	TOTAL FOR BIHAR	956304	7470.67	6220339	34846.09	835503	1772.95	2344579	6704.55

STATE LEVEL BANKERS' COMMITTEE BIHAR									
CONVENOR : STATE BANK OF INDIA									
DISTRICT WISE LOANS DISBURSEMENT TO SC/ST FY 2024-25 AS ON 31.12.2024									
No. in Actual and Amount in Crore									
SR.NO.	NAME OF DISTRICT	SC				ST			
		Disbursement		Outstanding		Disbursement		Outstanding	
		No.	Amt.	No.	Amt.	No.	Amt.	No.	Amt.
1	ARARIA	8481	121.07	46197	518.68	13148	21.7	25659	73.35
2	ARWAL	1148	18.74	16100	159.5	172	2.2	1319	10.43
3	AURANGABAD	10665	136.51	96129	840.7	1536	13.38	10156	61.2
4	BANKA	4261	59.12	36262	290.53	1038	13.22	9951	80.57
5	BEGUSARAI	13241	207.81	101747	873.36	1684	18.31	12769	74.4
6	BHAGALPUR	8659	164.36	64083	795.64	2649	45.37	14159	229.38
7	BHOJPUR	22317	158.49	194951	752.48	7580	38.75	63582	180.24
8	BUXAR	4266	57.81	40777	326.88	776	7.52	6894	43.04
9	DARBHANGA	32666	318.56	168244	1128.22	87400	100.21	108546	184.28
10	GAYA	77403	484.48	561464	2288.82	20955	104.2	172409	712.13
11	GOPALGANJ	14366	108.64	74376	416.92	32728	42.96	55679	103.73
12	JAMUI	6631	91.4	59699	484.82	996	13.77	9620	79.08
13	JEHANABAD	1983	39.29	19274	197.22	289	3.9	6092	108.74
14	KAIMUR (BHABUA)	6592	92.93	57729	493.6	930	8.47	6033	46.19
15	KATIHAR	16298	148.64	60482	580.38	16509	52.54	29658	199.16
16	KHAGARIA	4797	73.21	22769	278.66	588	7.63	2554	29.57
17	KISHANGANJ	9698	97.16	36357	338.08	7847	19.61	16395	71.19
18	LAKHISARAI	3105	43.12	23008	209.24	450	4.58	2665	18.8
19	MADHEPURA	7874	101.35	49215	451.39	22844	18.8	37909	49.94
20	MADHUBANI	17113	150.44	83685	657.41	117378	72.01	124753	88.13
21	MUNGER	3789	86.12	35730	442.51	460	11.05	3800	64.53
22	MUZAFFARPUR	39624	336.69	249601	1550.37	71238	73.11	104010	179.59
23	NALANDA	9517	139.96	96490	846.75	676	7.67	8395	54.31
24	NAWADA	7476	85.2	82582	626.89	705	6.89	7264	44.75
25	PASHCHIM CHAMPARAN	62301	226.08	134652	807.21	35740	72.12	70053	209.09
26	PATNA	174523	1261.3	1080632	5526.94	39053	219.24	253424	841.76
27	PURBI CHAMPARAN	27840	244.35	160583	1067.13	34224	71.11	82552	224.24
28	PURNIA	17344	146.52	76551	618.27	24063	53.34	52979	207.99
29	ROHTAS	8673	134.54	75515	2290.3	1244	13.64	9113	71
30	SAHARSA	7416	89.39	40509	402.77	18395	19.68	28947	68.54
31	SAMASTIPUR	19352	234.02	134228	1088.19	2541	27.3	24401	147.55
32	SARAN	33716	288.2	145137	988.92	38600	67.41	61601	171.11
33	SHEIKHPURA	2063	31.18	23132	203.34	209	3.3	2505	17.81
34	SHEOHAR	1440	23.22	9457	97.08	8494	4.62	13592	8.71
35	SITAMARHI	6806	101.04	42391	411.16	16105	19.21	22025	44.36
36	SIWAN	83136	443.17	603619	1791.42	67755	168.07	275916	618.44
37	SUPAUL	6545	88.74	27978	391.07	33398	33.66	42317	64.29
38	VAISHALI	173179	837.82	1389004	3613.24	105106	292.4	564883	1222.93
TOTAL		956304	7470.67	6220339	34846.09	835503	1772.95	2344579	6704.55

STATE LEVEL BANKERS' COMMITTEE BIHAR															
CONVENOR : STATE BANK OF INDIA															
BANK WISE TOTAL LOANS DISBURSEMENT TO MINORITY COMMUNITIES AS ON 31.12.2024															
SR.	NAME OF BANK	CHRISTIANS		MUSLIMS		BUDDHISTS		SIKHS		ZORASTRIANS		JAINS		TOTAL	
		No.	Amt.	No.	Amt.	No.	Amt.	No.	Amt.	No.	Amt.	No.	Amt.	No.	Amt.
	LEAD BANKS														
1	STATE BANK OF INDIA	1540	27.16	37928	1586.35	5004	19.52	651	16.04	49	0.09	59	5.67	45231	1654.83
2	BANK OF BARODA	54	4.13	7877	250.15	16	0.84	23	2.79	1	0.02	40	32.72	8011	290.65
3	CANARA BANK	313	5.00	2401	52.55	487	10.05	295	5.89	5	0.13	98	1.99	3599	75.61
4	CENTRAL BANK OF INDIA	887	12.03	47	1.58	166	5.12	41	2.40	2	0.01	19	2.11	1162	23.25
5	PUNJAB NATIONAL BANK	27	1.63	2582	87.46	1	0.01	13	3.34	0	0.00	18	1.09	2641	93.53
6	UNION BANK OF INDIA	37	1.19	3663	79.48	0	0.00	20	0.87	1	0.08	12	0.91	3733	82.53
7	UCO BANK	25	1.08	861	29.80	1	0.01	3	0.43	0	0.00	2	0.11	892	31.43
	OTHER BANKS														
8	BANK OF INDIA	24	1.04	4230	134.98	2	0.03	23	2.06	0	0.00	12	1.08	4291	139.19
9	BANK OF MAHARASHTRA	9	0.14	1898	18.37	4	0.11	10	0.10	0	0.00	12	4.87	1933	23.59
10	INDIAN BANK	86	22.85	3319	121.85	29	0.57	58	3.21	0	0.00	7	1.31	3499	149.79
11	INDIAN OVERSEAS BANK	3	0.55	45	1.32	0	0.00	0	0.00	0	0.00	1	0.02	49	1.89
12	PUNJAB AND SIND BANK	0	0.00	10	0.68	0	0.00	0	0.00	0	0.00	0	0.00	10	0.68
	Total Public Sector Bank	3005	76.80	64861	2364.57	5710	36.26	1137	37.13	58	0.33	280	51.88	75051	2566.97
	PRIVATE BANKS														
13	AXIS BANK	20	0.54	10312	118.31	3	0.26	14	1.43	0	0.00	4	0.60	10353	121.14
14	BANDHAN BANK	149	1.14	193599	1559.69	31	0.38	23	0.27	2	0.03	182	1.29	193986	1562.80
15	FEDERAL BANK	129	1.87	2358	42.67	223	5.00	11	0.32	0	0.00	0	0.00	2721	49.86
16	HDFC BANK	156	0.82	44513	420.16	1	0.02	7	4.13	2	0.63	4	5.62	44683	431.38
17	ICICI BANK	21	2.06	5376	128.56	3	0.12	22	2.00	2	0.12	17	1.63	5441	134.49
18	IDBI BANK	14	0.52	5336	63.74	3	0.38	2	0.05	0	0.00	3	0.13	5358	64.82
19	INDUSIND BANK	884	3.91	314339	1447.32	496	1.91	0	0.00	0	0.00	0	0.00	315719	1453.14
20	J & K BANK	0	0.00	39	4.92	0	0.00	0	0.00	0	0.00	0	0.00	39	4.92
21	KARNATAKA BANK	0	0.00	2	0.11	0	0.00	0	0.00	0	0.00	0	0.00	2	0.11
22	KOTAK MAHINDRA BANK	4	0.23	683	38.89	0	0.00	1	0.05	0	0.00	1	0.40	689	39.57
23	SOUTH INDIAN BANK	33	0.06	0	0.00	0	0.00	0	0.00	0	0.00	0	0.00	33	0.06
24	YES BANK	9	0.04	941	6.16	6	0.02	0	0.00	0	0.00	4	0.01	960	6.23
25	KARUR VYSYA BANK	0	0.00	3	0.11	0	0.00	0	0.00	0	0.00	0	0.00	3	0.11
26	IDFC FIRST BANK	9	0.03	9476	37.90	3	0.01	126	0.45	5	0.01	2	0.00	9621	38.40
27	RBL BANK	34	0.14	59803	269.88	2	0.01	3	0.02	0	0.00	5	0.03	59847	270.08
	Total Private Sector Bank	1462	11.36	646780	4138.42	771	8.11	209	8.72	11	0.79	222	9.71	649455	4177.11
	Total COMM. BANKS	4467	88.16	711641	6502.99	6481	44.37	1346	45.85	69	1.12	502	61.59	724506	6744.08
	CO-OPERATIVE BANKS														
28	STATE CO-OP. BANK	10	0.03	2309	9.76	222	47.23	0	0.00	0	0.00	0	0.00	2541	57.02
	Total Cooperative Bank	10	0.03	2309	9.76	222	47.23	0	0.00	0	0.00	0	0.00	2541	57.02
	REGIONAL RURAL BANKS														
29	DAKSHIN BIHAR GRAMIN BANK	1572	3.05	62436	59.24	181	0.13	107	0.05	21	0.01	400	0.35	64717	62.83
30	UTTAR BIHAR GRAMIN BANK	31	1.29	55335	207.01	10	0.05	19	0.25	0	0.00	53	1.16	55448	209.76
	Total Region Rural Bank	1603	4.34	117771	266.25	191	0.18	126	0.30	21	0.01	453	1.51	120165	272.59
	SMALL FINANCE BANK														
31	JANA SMALL FIN. BANK	254	1.95	4292	28.48	1884	15.59	1	0.01	0	0.00	32	0.24	6463	46.27
32	UJJIVAN SMALL FIN. BANK	47	0.36	22533	137.11	18	0.15	20	0.15	1	0.01	4	0.04	22623	137.82
33	UTKARSH SMALL FIN. BANK	131	0.79	30509	157.55	10	0.05	21	0.10	3	0.03	317	1.97	30991	160.49
34	ESAF SMALL FIN. BANK	66	0.29	9467	44.20	0	0.00	6	0.14	1	0.01	0	0.00	9540	44.64
35	UNITY SMALL FINANCE BANK	18	0.08	21430	93.17	13	0.07	3	0.00	3	0.02	11	0.05	21478	93.39
	Total Small Financial Bank	516	3.47	88231	460.51	1925	15.86	51	0.40	8	0.07	364	2.30	91095	482.61
	TOTAL FOR BIHAR	6596	96.00	919952	7239.51	8819	107.64	1523	46.55	98	1.20	1319	65.40	938307	7556.30

STATE LEVEL BANKERS' COMMITTEE BIHAR															
CONVENOR : STATE BANK OF INDIA															
DISTRICT WISE LOANS DISBURSEMENT TO MINORITY COMMUNITIES AS ON 31.12.2024															
No. in Actual and Amount in Crore															
SR.	NAME OF BANK	CHRISTIANS		MUSLIMS		BUDDHISTS		SIKHS		ZORASTRIANS		JAINS		TOTAL	
		No.	Amt.	No.	Amt.	No.	Amt.	No.	Amt.	No.	Amt.	No.	Amt.	No.	Amt.
1	ARARIA	67	0.96	39463	380.10	10	0.14	14	1.13	0	0.00	36	3.68	39590	386.01
2	ARWAL	28	0.25	2293	13.51	2	0.03	6	0.25	0	0.00	12	0.03	2341	14.07
3	AURANGABAD	61	1.12	8251	68.22	13	0.11	27	1.10	0	0.00	49	0.38	8401	70.93
4	BANKA	27	0.98	5616	46.45	2	0.01	8	0.26	1	0.07	31	0.08	5685	47.85
5	BEGUSARAI	80	0.79	15900	156.73	483	5.70	16	0.37	2	0.04	40	0.43	16521	164.06
6	BHAGALPUR	225	2.13	22666	220.55	163	1.31	27	0.94	2	0.13	32	7.28	23115	232.34
7	BHOJPUR	159	0.76	18545	103.94	107	0.09	25	1.18	0	0.00	32	2.91	18868	108.88
8	BUXAR	13	0.14	6903	34.35	10	0.07	8	0.28	10	0.00	33	0.15	6977	34.99
9	DARBHANGA	141	1.26	21257	222.46	252	3.51	31	0.94	1	0.06	20	0.28	21702	228.51
10	GAYA	1613	9.77	48215	316.47	5132	20.17	337	2.40	59	0.10	104	5.78	55460	354.69
11	GOPALGANJ	46	1.60	9072	125.45	24	0.88	18	0.31	0	0.00	17	0.09	9177	128.33
12	JAMUI	113	0.85	9171	56.97	5	0.00	11	0.24	0	0.00	22	0.17	9322	58.23
13	JEHANABAD	1	0.01	3200	27.12	0	0.00	3	0.03	0	0.00	4	0.04	3208	27.20
14	KAIMUR (BHABUA)	25	0.06	6839	44.87	26	0.04	4	0.05	1	0.06	77	0.17	6972	45.25
15	KATI HAR	362	4.38	45733	441.17	17	0.41	92	1.28	0	0.00	19	0.17	46223	447.41
16	KHAGARIA	21	0.27	4794	42.81	7	0.11	16	0.06	1	0.02	36	0.17	4875	43.44
17	KISHANGANJ	241	3.34	56530	553.15	17	0.17	16	0.42	0	0.00	25	2.18	56829	559.26
18	LAKHISARAI	5	0.06	2584	12.01	1	0.01	5	0.13	1	0.01	10	0.03	2606	12.25
19	MADHEPURA	25	0.62	7405	64.01	11	0.02	12	0.24	1	0.00	14	0.09	7468	64.98
20	MADHUBANI	43	0.68	15100	171.24	16	1.10	25	0.59	0	0.00	10	0.76	15194	174.37
21	MUNGER	197	1.92	4260	44.04	5	0.07	21	0.58	1	0.00	18	0.19	4502	46.80
22	MUZAFFARPUR	205	4.42	32872	301.27	385	5.00	60	1.75	1	0.01	53	0.57	33576	313.02
23	NALANDA	146	1.00	10552	69.78	106	1.00	21	0.63	1	0.01	35	0.44	10861	72.86
24	NAWADA	339	0.85	9904	60.71	34	0.57	7	0.15	0	0.00	103	0.16	10387	62.44
25	PASHCHIM CHAMPARAN	146	5.55	17641	204.42	30	0.70	56	2.22	0	0.00	26	0.95	17899	213.84
26	PATNA	555	34.71	121610	820.42	1104	12.08	207	17.54	6	0.12	83	3.85	123565	888.72
27	PURBI CHAMPARAN	104	2.39	37460	339.83	349	48.97	64	0.53	3	0.52	58	1.43	38038	393.67
28	PURNIA	246	3.88	49217	552.11	95	1.04	29	1.00	1	0.01	37	30.52	49625	588.56
29	ROHTAS	315	0.78	10682	79.47	13	0.19	134	3.85	0	0.00	33	0.10	11177	84.39
30	SAHARSA	44	1.13	9222	91.12	11	0.03	11	1.05	0	0.00	2	0.01	9290	93.34
31	SAMASTIPUR	68	1.11	14597	142.18	42	0.49	61	0.72	0	0.00	114	0.52	14882	145.02
32	SARAN	65	1.08	10405	114.79	42	0.73	31	0.56	2	0.01	28	0.19	10573	117.36
33	SHEIKHPURA	72	1.04	1915	11.93	13	0.12	2	0.05	0	0.00	7	0.15	2009	13.29
34	SHEOHAR	2	0.13	1771	17.86	3	0.03	9	0.09	1	0.00	8	0.10	1794	18.21
35	SITAMARHI	26	0.83	10268	118.35	26	0.56	39	0.55	0	0.00	14	0.15	10373	120.44
36	SIWAN	444	2.47	67502	432.97	172	0.79	9	1.18	0	0.00	21	0.32	68148	437.73
37	SUPAUL	42	0.83	7384	78.12	9	0.23	23	0.67	1	0.00	12	0.50	7471	80.35
38	VAISHALI	284	1.85	153153	658.56	82	1.16	38	1.23	2	0.03	44	0.38	153603	663.21
TOTAL		6596	96.00	919952	7239.51	8819	107.64	1523	46.55	98	1.20	1319	65.40	938307	7556.30

STATE LEVEL BANKERS' COMMITTEE BIHAR															
CONVENOR : STATE BANK OF INDIA															
BANK WISE TOTAL LOANS OUTSTANDING TO MINORITY COMMUNITIES AS ON 31.12.2024															
SR.	NAME OF BANK	No. in Actual and Amount in Crore													
		CHRISTIANS		MUSLIMS		BUDDHISTS		SIKHS		ZORASTRI		JAINS		TOTAL	
		No.	Amt.	No.	Amt.	No.	Amt.	No.	Amt.	No.	Amt.	No.	Amt.	No.	Amt.
	LEAD BANKS														
1	STATE BANK OF INDIA	4057	65.10	111341	4032.93	15215	34.38	2474	36.43	380	0.60	136	7.41	133603	4176.85
2	BANK OF BARODA	25	1.14	8463	147.59	38	0.95	52	2.58	4	0.06	37	4.36	8619	156.68
3	CANARA BANK	1949	57.53	14371	487.82	1859	68.08	2639	89.84	40	1.06	497	16.85	21355	721.18
4	CENTRAL BANK OF INDIA	2989	39.89	151	4.01	364	9.23	92	5.17	3	0.02	34	4.11	3633	62.43
5	PUNJAB NATIONAL BANK	169	4.98	20075	397.95	9	0.19	74	6.50	2	0.07	47	3.24	20376	412.93
6	UNION BANK OF INDIA	114	4.57	12080	234.80	20	0.21	64	3.61	1	0.36	40	2.48	12319	246.03
7	UCO BANK	132	4.55	19294	188.83	10	0.03	98	2.15	0	0.00	12	0.42	19546	195.98
	OTHER BANKS														
8	BANK OF INDIA	90	3.23	13962	312.58	4	0.07	71	5.81	0	0.00	43	3.05	14170	324.74
9	BANK OF MAHARASHTRA	7	0.44	1207	46.11	4	0.14	5	0.34	0	0.00	6	5.74	1229	52.77
10	INDIAN BANK	302	27.41	13456	304.20	25	0.63	112	3.97	3	0.02	11	2.20	13909	338.43
11	INDIAN OVERSEAS BANK	21	4.13	488	13.50	0	0.00	0	0.00	0	0.00	2	0.14	511	17.77
12	PUNJAB AND SIND BANK	0	0.00	57	2.43	0	0.00	10	0.38	0	0.00	1	0.01	68	2.82
	Total Public Sector Bank	9855	212.97	214945	6172.75	17548	113.91	5691	156.78	433	2.19	866	50.01	249338	6708.61
	PRIVATE BANKS														
13	AXIS BANK	92	4.50	39349	267.91	12	0.47	76	3.56	1	0.00	30	1.80	39560	278.24
14	BANDHAN BANK	326	1.39	373831	1946.62	88	0.59	80	0.62	8	0.04	322	1.33	374655	1950.59
15	FEDERAL BANK	200	2.63	6543	55.49	352	7.22	10	0.30	0	0.00	25	0.05	7130	65.69
16	HDFC BANK	437	1.60	127000	807.27	2	0.03	45	13.31	4	3.70	30	18.18	127518	844.09
17	ICICI BANK	87	7.65	15158	496.02	36	4.84	66	11.10	5	0.21	38	3.58	15390	523.40
18	IDBI BANK	26	1.58	10554	135.75	4	0.62	17	1.16	0	0.00	22	2.62	10623	141.73
19	INDUSIND BANK	2394	5.27	715675	1753.29	634	1.57	5	0.05	0	0.00	2	0.05	718710	1760.23
20	J & K BANK	3	0.44	152	11.65	0	0.00	1	0.00	0	0.00	0	0.00	156	12.09
21	KARNATAKA BANK	0	0.00	5	0.26	0	0.00	1	0.05	0	0.00	0	0.00	6	0.31
22	KOTAK MAHINDRA BANK	14	0.64	2516	96.42	0	0.00	13	0.40	0	0.00	2	0.30	2545	97.76
23	SOUTH INDIAN BANK	8	0.10	1	0.03	0	0.00	0	0.00	0	0.00	0	0.00	9	0.13
24	YES BANK	12	0.04	1810	9.73	6	0.02	4	0.82	0	0.00	20	0.15	1852	10.76
25	KARUR VYSYA BANK	0	0.00	2	0.13	0	0.00	0	0.00	0	0.00	0	0.00	2	0.13
26	IDFC FIRST BANK	35	0.06	26596	65.17	7	0.01	290	0.79	9	0.00	3	0.00	26940	66.03
27	RBL BANK	151	0.34	240130	567.20	6	0.02	8	0.03	1	0.01	21	0.06	240317	567.66
	Total Private Sector Bank	3785	26.24	1559322	6212.94	1147	15.39	616	32.19	28	3.96	515	28.12	1565413	6318.84
	Total COMM. BANKS	13640	239.21	1774267	12385.69	18695	129.30	6307	188.97	461	6.15	1381	78.13	1814751	13027.45
	CO-OPERATIVE BANKS														
28	STATE CO-OP. BANK	45	0.20	29634	82.40	235	47.46	3	0.36	2	0.00	0	0.00	29919	130.42
	Total Cooperative Bank	45	0.20	29634	82.40	235	47.46	3	0.36	2	0.00	0	0.00	29919	130.42
	REGIONAL RURAL BANKS														
29	DAKSHIN BIHAR GRAMIN BANK	140	2.09	12130	113.76	20	0.81	18	0.28	3	0.02	47	0.34	12358	117.30
30	UTTAR BIHAR GRAMIN BANK	82	1.54	57161	539.44	10	0.05	74	1.68	0	0.00	362	4.26	57689	546.97
	Total Region Rural Bank	222	3.63	69291	653.20	30	0.86	92	1.96	3	0.02	409	4.60	70047	664.27
	SMALL FINANCE BANK														
31	JANA SMALL FIN. BANK	821	3.44	37997	80.57	5337	25.84	2	0.01	0	0.00	132	0.34	44289	110.20
32	UJJIVAN SMALL FIN. BANK	137	0.54	67320	233.08	39	0.17	57	0.20	5	0.02	17	0.04	67575	234.05
33	UTKARSH SMALL FIN. BANK	423	1.57	79412	304.77	111	0.14	87	0.21	38	0.04	748	2.97	80819	309.70
34	ESAF SMALL FIN. BANK	118	0.35	23243	69.78	1	0.00	8	0.13	1	0.01	0	0.00	23371	70.27
35	UNITY SMALL FINANCE BANK	34	0.09	44260	120.25	148	0.53	15	0.01	271	0.76	16	0.05	44744	121.69
	Total Small Financial Bank	1533	5.99	252232	808.45	5636	26.68	169	0.56	315	0.83	913	3.40	260798	845.91
	TOTAL FOR BIHAR	15440	249.03	2125424	13929.74	24596	204.30	6571	191.85	781	7.00	2703	86.13	2175515	14668.05

STATE LEVEL BANKERS' COMMITTEE BIHAR															
CONVENOR : STATE BANK OF INDIA															
DISTRICT WISE LOANS OUTSTANDING TO MINORITY COMMUNITIES AS ON 31.12.2024															
SR.	NAME OF BANK	No. in Actual and Amount in Crore													
		CHRISTIANS		MUSLIMS		BUDDHISTS		SIKHS		ZORASTRI		JAINS		TOTAL	
		No.	Amt.	No.	Amt.	No.	Amt.	No.	Amt.	No.	Amt.	No.	Amt.	No.	Amt.
1	ARARIA	228	7.14	95918	813.39	29	1.04	81	2.11	2	0.15	127	6.49	96385	830.32
2	ARWAL	36	0.37	2875	27.36	11	0.24	26	0.42	0	0	14	0.05	2962	28.44
3	AURANGABAD	120	3.07	11737	135.07	38	0.35	69	6.41	7	0.29	82	0.7	12053	145.89
4	BANKA	99	2.12	12987	100.12	24	0.54	82	1.57	1	0.07	19	0.33	13212	104.75
5	BEGUSARAI	171	2.9	41530	298.61	1339	11.47	111	2.15	2	0.04	93	1.02	43246	316.19
6	BHAGALPUR	201	5.32	42124	395.34	535	3.58	130	4.59	2	0	79	14.08	43071	422.91
7	BHOJPUR	152	1.84	38033	173.46	34	0.8	95	3.51	0	0	58	7.72	38372	187.33
8	BUXAR	51	2.65	6970	63.76	27	0.61	73	3.45	1	0	39	0.53	7161	71
9	DARBHANGA	278	6.52	41014	443.39	847	7.4	92	6.84	4	0.12	52	1.87	42287	466.14
10	GAYA	3433	18.07	94643	520.08	15074	33.99	1309	7.48	377	0.57	198	11.02	115034	591.21
11	GOPALGANJ	145	1.95	22829	246.44	95	2.91	108	1.95	3	0.09	59	0.39	23239	253.73
12	JAMUI	209	3.02	12833	112.65	58	0.15	101	0.86	1	0.01	42	0.35	13244	117.04
13	JEHANABAD	5	0.15	4506	45.6	5	0.47	12	1	0	0	8	0.13	4536	47.35
14	KAIMUR (BHABUA)	45	0.62	7986	91.6	16	0.18	34	0.62	1	0.05	25	0.34	8107	93.41
15	KATIHAR	1112	17	86786	866.76	66	1.06	244	5.12	2	0.01	44	0.37	88254	890.32
16	KHAGARIA	67	1.29	9686	86.86	29	0.49	50	0.45	5	0.07	23	0.12	9860	89.28
17	KISHANGANJ	697	9.25	120621	1089.08	45	0.42	51	2	0	0	111	3.16	121525	1103.91
18	LAKHISARAI	20	0.24	2928	23.96	4	0.01	30	0.29	9	0.05	16	0.15	3007	24.7
19	MADHEPURA	132	1.79	36232	169.53	46	0.4	68	0.45	1	0	85	0.64	36564	172.81
20	MADHUBANI	177	3.03	46555	395.34	40	1.52	75	1.71	4	0.06	46	0.75	46897	402.41
21	MUNGER	108	1.9	7634	94.17	25	0.5	104	2.65	3	0.02	29	0.7	7903	99.94
22	MUZAFFARPUR	734	10.38	102285	670.81	1157	11.5	528	15.9	6	0.06	202	1.75	104912	710.4
23	NALANDA	174	5.52	11954	132.15	220	2.71	78	3.66	6	0.01	55	0.99	12487	145.04
24	NAWADA	62	1.39	11723	105.55	48	1.98	23	0.43	0	0	39	0.32	11895	109.67
25	PASHCHIM CHAMPARAN	559	15.5	43235	431.43	109	2.4	188	4.94	3	0	102	1.14	44196	455.41
26	PATNA	1505	68.17	340143	1704.93	2408	39.4	738	64.05	19	0.57	271	11.57	345084	1888.69
27	PURBI CHAMPARAN	356	9.08	89778	680.14	708	51.86	257	2.15	269	4.41	171	1.7	91539	749.34
28	PURNIA	778	12.4	116169	1090.36	322	4.39	145	7.08	5	0.02	91	9.3	117510	1123.55
29	ROHTAS	125	2.77	15407	172.39	90	1.94	354	9.51	13	0.02	51	0.34	16040	186.97
30	SAHARSA	244	3.27	21150	184.63	35	0.24	64	4.3	1	0.01	14	0.11	21508	192.56
31	SAMASTIPUR	322	5.14	30055	284.8	133	2.76	252	3.85	6	0.06	100	1.64	30868	298.25
32	SARAN	216	3.53	22616	225.48	117	2.02	176	3.29	11	0.08	80	0.94	23216	235.34
33	SHEIKHPURA	95	2.63	2696	30.05	54	0.93	57	0.84	3	0.05	27	0.44	2932	34.94
34	SHEOHAR	13	0.12	4483	41.11	37	0.37	19	0.21	1	0	10	0.23	4563	42.04
35	SITAMARHI	128	2.68	24422	242.88	133	3.69	243	3.6	0	0	43	0.81	24969	253.66
36	SIWAN	1548	7.36	166419	673.03	286	2.25	165	4.49	4	0.04	68	1.33	168490	688.5
37	SUPAUL	341	3.91	16294	180.7	77	0.9	72	1.81	1	0	32	1.03	16817	188.35
38	VAISHALI	754	4.94	360168	886.73	275	6.83	267	6.11	8	0.07	98	1.58	361570	906.26
TOTAL		15440	249.03	2125424	13929.74	24596	204.3	6571	191.85	781	7	2703	86.13	2175515	14668.05

STATE LEVEL BANKERS' COMMITTEE BIHAR

CONVENOR : STATE BANK OF INDIA

BANK WISE TOTAL PROGRESS UNDER FINANCE TO WOMEN - OUTSTANDING & DISBURSEMENT AS ON 31.12.2024

No. in Actual and Amount in Crore

SR.	NAME OF BANK	OUTSTANDING LOANS TO WOMEN		LOANS DISBURSED TO WOMEN FROM 01 APRIL TO END OF CURRENT QUARTER	
		A/C	AMT.	A/C	AMT.
	LEAD BANKS				
1	STATE BANK OF INDIA	398767	11565.15	125239	3943.62
2	BANK OF BARODA	47904	1289.92	17345	526.21
3	CANARA BANK	37610	1593	19386	533.33
4	CENTRAL BANK OF INDIA	60856	1572.81	17401	619
5	PUNJAB NATIONAL BANK	119523	3065.95	17038	736.29
6	UNION BANK OF INDIA	32896	792.57	14638	314.3
7	UCO BANK	68986	739.5	4367	146.61
	OTHER BANKS				
8	BANK OF INDIA	94255	2819.31	36338	451.06
9	BANK OF MAHARASHTRA	3584	138.13	5903	60.26
10	INDIAN BANK	30473	947.83	4990	218
11	INDIAN OVERSEAS BANK	4369	235.17	1530	71.5
12	PUNJAB AND SIND BANK	797	43.86	83	3.54
	Total Public Sector Bank	900020	24803.2	264258	7623.72
	PRIVATE BANKS				
13	AXIS BANK	435711	1591.78	76537	609.19
14	BANDHAN BANK	1410897	6793.28	692135	5408.48
15	FEDERAL BANK	34656	141.22	5217	81.25
16	HDFC BANK	672590	4118.43	221681	1791.36
17	ICICI BANK	81919	5001.66	40526	1250.98
18	IDBI BANK	74588	671.04	38082	402.35
19	INDUSIND BANK	32535	232.88	8911	115.97
20	J & K BANK	90	5.88	28	3.59
21	KARNATAKA BANK	29	3.1	9	1.11
22	KOTAK MAHINDRA BANK	554307	1497.63	151859	814.31
23	SOUTH INDIAN BANK	57	2.41	63	1.15
24	YES BANK	52231	195.82	24475	112.03
25	KARUR VYSYA BANK	13	0.63	4	0.25
26	IDFC FIRST BANK	187046	523.33	64170	287.48
27	RBL BANK	1011784	2304.37	226148	1020.16
	Total Private Sector Bank	4548453	23083.46	1549845	11899.66
	Total COMM. BANKS	5448473	47886.66	1814103	19523.38
	CO-OPERATIVE BANKS				
28	STATE CO-OP. BANK	32506	111.71	7678	33.46
	Total Cooperative Bank	32506	111.71	7678	33.46
	REGIONAL RURAL BANKS				
29	DAKSHIN BIHAR GRAMIN BANK	343879	463.76	14098	210.5
30	UTTAR BIHAR GRAMIN BANK	431071	6134.37	182994	1648.47
	Total Region Rural Bank	774950	6598.13	197092	1858.97
	SMALL FINANCE BANK				
31	JANA SMALL FIN. BANK	223134	683.93	57724	338.45
32	UJJIVAN SMALL FIN. BANK	443162	1606.57	142750	925.81
33	UTKARSH SMALL FIN. BANK	1206194	4364.48	386913	2166.96
34	ESAF SMALL FIN. BANK	86562	250.62	41701	187.32
35	UNITY SMALL FINANCE BANK	192047	565.16	86984	412.92
	Total Small Financial Bank	2151099	7470.76	716072	4031.46
	TOTAL FOR BIHAR	8407028	62067.26	2734945	25447.27

STATE LEVEL BANKERS' COMMITTEE BIHAR

CONVENOR : STATE BANK OF INDIA

DISTRICT WISE PROGRESS UNDER FINANCE TO WOMEN -OUTSTANDING & DISBURSEMENT AS ON

No. in Actual and Amount in Crore

SR.	NAME OF DISTRICT	OUTSTANDING LOANS TO WOMEN		LOANS DISBURSED TO WOMEN	
		A/C	AMT.	A/C	AMT.
1	ARARIA	227669	1505.09	84754	718.01
2	ARWAL	32210	178.66	8407	70.20
3	AURANGABAD	132917	855.17	38941	349.46
4	BANKA	109343	586.98	34224	259.38
5	BEGUSARAI	305902	2024.09	93731	904.68
6	BHAGALPUR	234378	2079.13	83633	902.09
7	BHOJPUR	150846	1005.25	45658	432.49
8	BUXAR	91281	600.44	28300	261.74
9	DARBHANGA	367467	2464.92	119007	1036.32
10	GAYA	355549	2373.66	107552	945.91
11	GOPALGANJ	200078	1316.77	61610	549.50
12	JAMUI	90406	535.48	29506	269.60
13	JEHANABAD	41478	365.53	11152	139.04
14	KAIMUR (BHABUA)	79224	480.80	25016	234.52
15	KATIHAR	296037	1886.58	109963	868.40
16	KHAGARIA	117805	712.14	32950	323.15
17	KISHANGANJ	144354	986.02	64580	553.99
18	LAKHISARAI	62877	401.08	17836	176.35
19	MADHEPURA	202002	1128.59	53561	416.87
20	MADHUBANI	244280	1999.24	77424	737.74
21	MUNGER	82098	623.61	25860	267.56
22	MUZAFFARPUR	589762	4223.68	172933	1615.75
23	NALANDA	133341	1088.55	43156	440.18
24	NAWADA	114246	794.84	36808	338.83
25	PASHCHIM CHAMPARAN	239137	1735.11	78903	698.01
26	PATNA	1385764	12704.87	405821	4421.11
27	PURBI CHAMPARAN	440316	2848.45	167195	1270.89
28	PURNIA	260907	2023.05	98072	897.79
29	ROHTAS	147931	1055.93	42758	424.15
30	SAHARSA	119222	1025.75	41464	366.74
31	SAMASTIPUR	296529	1934.65	91100	861.27
32	SARAN	329048	2102.85	122766	1009.29
33	SHEIKHPURA	36054	263.77	10828	115.19
34	SHEOHAR	25960	209.26	7349	76.70
35	SITAMARHI	141408	1311.75	47430	468.26
36	SIWAN	277459	1851.76	97949	846.27
37	SUPAUL	84891	825.62	33101	306.12
38	VAISHALI	216852	1958.14	83647	873.72
TOTAL		8407028	62067.26	2734945	25447.27

STATE LEVEL BANKERS' COMMITTEE BIHAR, PATNA

(CONVENOR- STATE BANK OF INDIA)

BANK-WISE PROGRESS UNDER SELF HELP GROUP FY : 2024-25 AS ON 31.12.2024

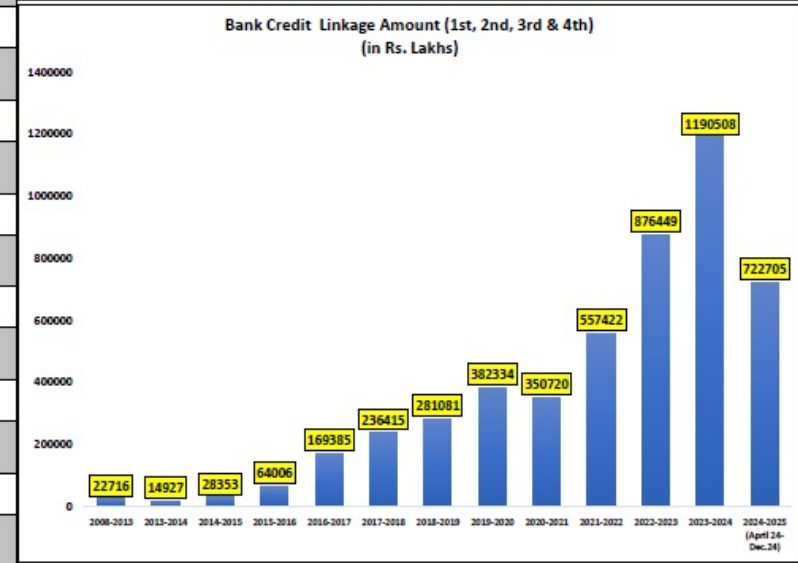
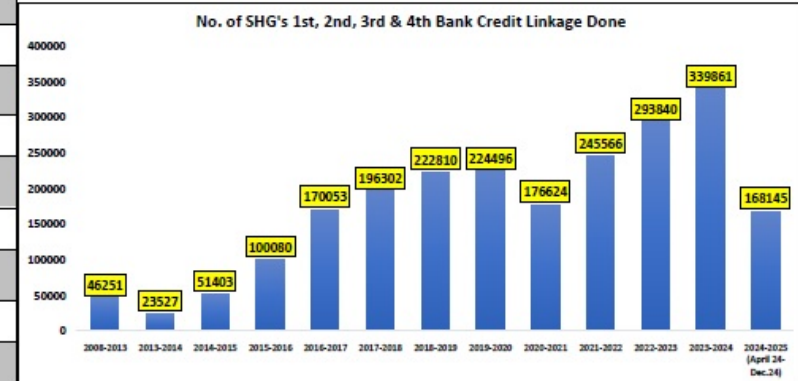
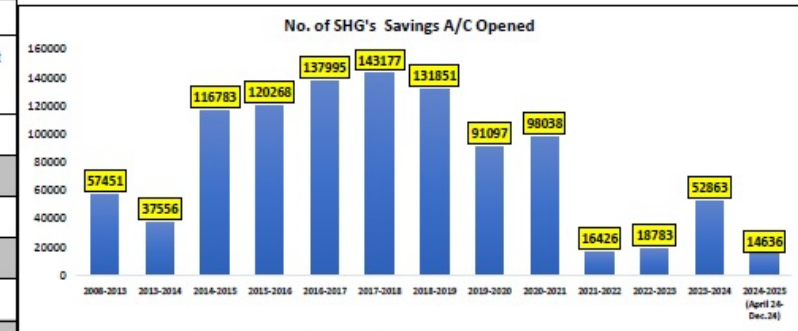
(Rs. in Crore)

SL.NO.	NAME OF BANKS	TARGET (CREDIT LINKAGE)	SAVING BANK LINKAGE DONE	CREDIT LINKAGE (SANCTION)		CREDIT LINKAGE % ACHIEV.
		NO.	NO.	NO.	AMT.	(NO.)
	LEAD BANKS					
1	STATE BANK OF INDIA	35441	1822	30541	1334.83	86.17
2	CENTRAL BANK OF INDIA	18893	1167	10121	392.41	53.57
3	PUNJAB NATIONAL BANK	31256	915	16435	725.17	52.58
4	CANARA BANK	8881	280	3800	166.95	42.79
5	UCO BANK	8704	828	5625	235.03	64.63
6	BANK OF BARODA	10283	773	6964	316.33	67.72
7	UNION BANK OF INDIA	5629	314	1765	66.13	31.36
	OTHER BANKS					
8	BANK OF INDIA	12808	900	10981	514.25	85.74
9	BANK OF MAHARASHTRA	66	0	0	0.00	0.00
10	INDIAN BANK	10905	367	3662	148.60	33.58
11	INDIAN OVERSEAS BANK	1309	13	48	2.22	3.67
12	PUNJAB AND SIND BANK	260	0	0	0.00	0.00
	Total Public Sector Bank	144435	7379	89942	3901.92	62.27
	PRIVATE BANKS					
13	IDBI	1581	10	52	1.70	3.29
14	ICICI BANK	850	55	336	13.86	39.53
15	FEDERAL BANK	140	0	0	0.00	0.00
16	JAMMU KASHMIR BANK	14	0	0	0.00	0.00
17	SOUTH INDIAN BANK	0	0	0	0.00	0.00
18	AXIS BANK	1159	0	0	0.00	0.00
19	HDFC BANK	1376	0	0	0.00	0.00
20	INDUSIND BANK	288	0	0	0.00	0.00
21	KARNATAKA BANK	0	0	0	0.00	0.00
22	KOTAK MAHINDRA	105	0	0	0.00	0.00
23	YES BANK	14	0	0	0.00	0.00
24	BANDHAN BANK	2679	0	0	0.00	0.00
25	RBL BANK	0	0	0	0.00	0.00
26	IDFC FIRST BANK Ltd	0	0	0	0.00	0.00
27	Karur Vysya Bank	0	0	0	0.00	0.00
	Total Private Sector Bank	8206	65	388	15.56	4.73
	Total COMM. BANKS	152641	7444	90330	3917.48	59.18
	CO-OPERATIVE BANKS					
28	STATE CO-OP. BANK	0	16	8	0.12	0.00
	Total Cooperative Bank	0	16	8	0.12	0.00
	REGIONAL RURAL BANKS					
29	DAKSHIN BIHAR GRAMIN BANK	47701	2511	43450	2002.08	91.09
30	UTTAR BIHAR GRAMIN BANK	49658	5665	34357	1307.41	69.19
	Total Region Rural Bank	97359	8176	77807	3309.49	79.92
	SMALL FINANCE BANK					
31	JANA SFB	0	0	0	0.00	0.00
32	UTKARSH SFB	0	0	0	0.00	0.00
33	UJJIVAN SFB	0	0	0	0.00	0.00
34	ESAF SFB	0	0	0	0.00	0.00
35	UNITY SFB	0	0	0	0.00	0.00
	Total Small Financial Bank	0	0	0	0.00	0.00
	TOTAL FOR BIHAR	250000	15636	168145	7227.09	67.26

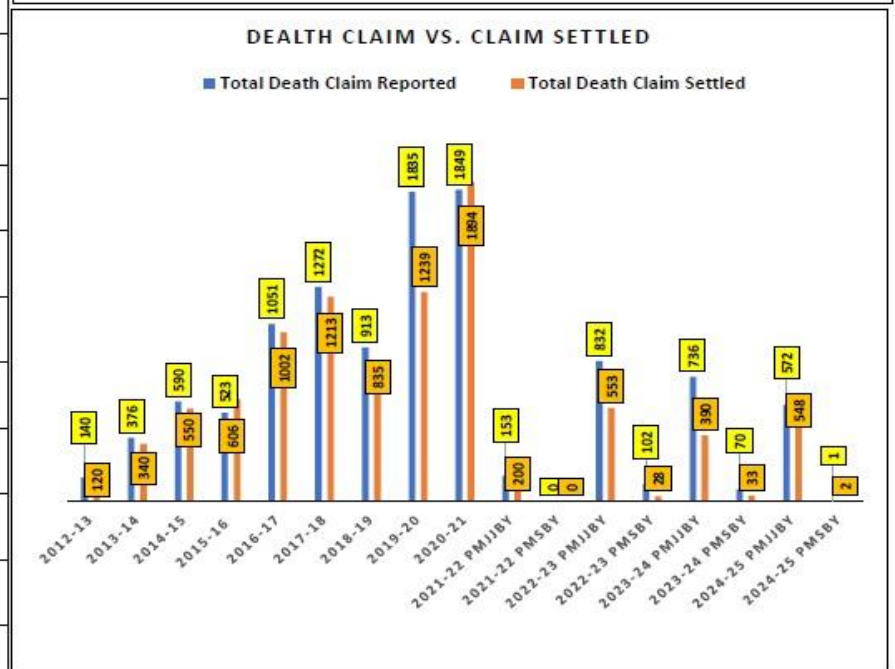
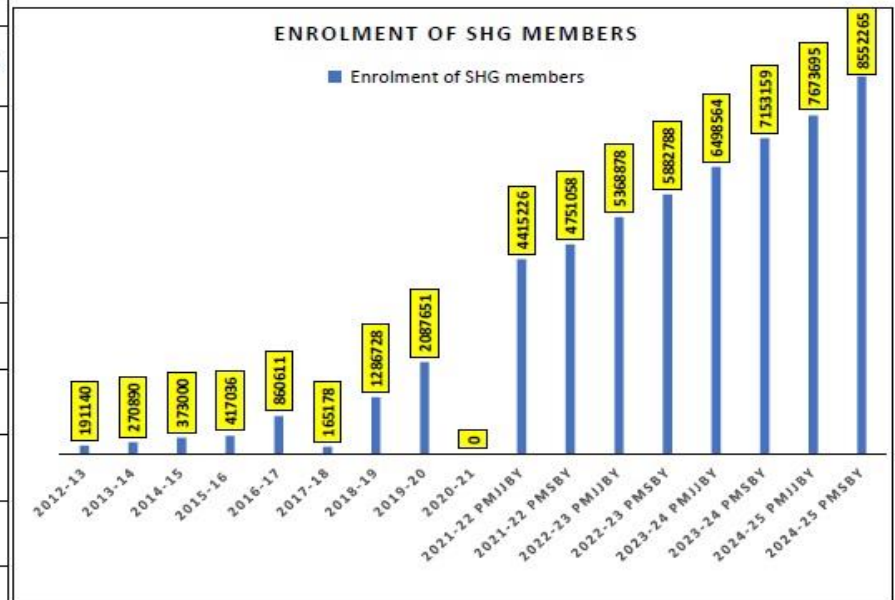
Snapshot-Jeevika SHGs Bank Linkage Status (April 2024 to December 2024)

S. No.	Bank Name	Sum of Progress of SHGs Saving Account Opening (Apr 2024 to Dec 2024)	Sum of Progress of SHGs 1st credit linkage (Apr 2024 to Dec 2024)	Sum of Progress of SHGs 2nd credit linkage (Apr 2024 to Dec 2024)	Sum of Progress of SHGs 3rd credit linkage (Apr 2024 to Dec 2024)	Sum of Progress of SHGs 4th/5th credit linkage (Apr 2024 to Dec 2024)	Sum of Total Credit Linkage (1st+2nd+3rd+4th+5th) during (Apr 2024 to Dec 2024)	Sum of Progress of Credit Amount in Rs Lakhs (1st, 2nd, 3rd, 4th & 5th credit linkage) (Apr 2024 to Dec 2024)
1	Bank of Baroda	773	545	2752	3110	557	6964	31633
2	Bank of India	900	772	4299	4000	1910	10981	51425
3	Bihar State Cooperative Bank	16	8	0	0	0	8	12
4	Canara Bank	280	273	1702	1596	229	3800	16695
5	Central Bank of India	1167	1208	5395	3382	136	10121	39241
6	Dakshin Bihar Gramin Bank	2511	1690	19174	18097	4489	43450	200208
7	ICICI Bank	55	37	159	127	13	336	1386
8	IDBI Bank	10	7	37	8	0	52	170
9	Indian Bank	367	400	1778	1462	22	3662	14860
10	Indian Overseas Bank	13	7	13	24	4	48	222
11	Punjab National Bank	915	1010	7578	6661	1186	16435	72517
12	State Bank of India	1822	1738	14564	12639	1600	30541	133483
13	UCO Bank	828	587	2680	1924	434	5625	23503
14	Union Bank of India	314	325	846	571	23	1765	6613
15	Uttar Bihar Gramin Bank	4665	4110	19103	10941	203	34357	130741
Total		14636	12717	80080	64542	10806	168145	722705

JEEVIKA-YEARWISE SHG BANK LINKAGE PROGRESS				
SLNo	Financial Year	No. of SHG's Savings A/C Opened	No. of SHG's 1st, 2nd, 3rd & 4th Bank Credit Linkage Done	Bank Credit Linkage Amount (1st, 2nd, 3rd & 4th) (in Rs. Lakhs)
1	2012-13	57451	46251	22716
	Progress (April 2008-March 2013)	57451	46251	22716
2	2013-14	95007	69778	37643
	Progress (April 2013-March 2014)	37556	23527	14927
3	2014-15	211790	121181	65996
	Progress (April 2014-March 2015)	116783	51403	28353
4	2015-16	332058	221261	130002
	Progress (April 2015-March 2016)	120268	100080	64006
5	2016-17	470053	391314	299386
	Progress (April 2016-March 2017)	137995	170053	169385
6	2017-18	613230	587616	535801
	Progress (April 2017-March 2018)	143177	196302	236415
7	2018-19	745081	810426	816882
	Progress (April 2018-March 2019)	131851	222810	281081
8	2019-20	836178	1034922	1199216
	Progress (April 2019-March 2020)	91097	224496	382334
9	2020-21	934216	1211546	1549936
	Progress (April 2020-March 2021)	98038	176624	350720
10	2021-22	950642	1457112	2107358
	Progress (April 2021-March 2022)	16426	245566	557422
11	2022-23	969425	1750952	2983807
	Progress (April 2022-March 2023)	18783	293840	876449
12	2023-24	1022288	2090813	4174315
	Progress (April 2023-March 2024)	52863	339861	1190508
13	2024-25	1036924	2258958	4897014
	Progress (April 2024-Dec 2024)	14636	168145	722706



MICROINSURANCE – YEARWISE ACHIEVEMENT				
Financial Year	Enrolment of SHG members	Total Death Claim Reported	Total Death Claim Settled	Claim Settlement Amt (In Lakhs)
2012-13	191140	140	120	37.35
2013-14	270890	376	340	102.9
2014-15	373000	590	550	166.66
2015-16	417036	523	606	181.8
2016-17	860611	1051	1002	303.75
2017-18	165178	1272	1213	374.7
2018-19	1286728	913	835	1010.05
2019-20	2087651	1835	1239	2372.6
2020-21	NIL	1849	1894	3788
2021-22 PMJJBY	4415226	153	200	400
2021-22 PMSBY	4751058	0	0	0
2022-23 PMJJBY	5368878	832	553	1058.4
2022-23 PMSBY	5882788	102	28	56
2023-24 PMJJBY	6498564	736	390	771.5
2023-24 PMSBY	7153159	70	33	66
2024-25 PMJJBY	7673695	572	548	1096
2024-25 PMSBY	8552265	1	2	4
Total	-	11015	9553	11789.71



URBAN DEVELOPMENT & HOUSING DEPARTMENT

Deendayal Antyodaya Yojana-National Urban Livelihoods Mission (DAY-NULM)

Progress Report Bank Wise Achievement & Pending Report from April 2024 to December 2024

SR NO	Name of Bank	SEP (I&G)			SHG Credit Linkage		
		Target	Achievement	% of achievement	Target	Achievement	% of achievement
A	B	C	D	E (D/C)*100	F	G	H (G/F)*100
1	Axis Bank	43	1	2.33	83	0	0.00
2	Bandhan Bank	87	45	51.72	258	0	0.00
3	Bank of Baroda	60	85	141.67	122	68	55.74
4	Bank of India	59	76	128.81	147	333	226.53
5	Bank Of Maharashtra	31	13	41.94	35	45	128.57
6	Canara Bank	55	71	129.09	116	112	96.55
7	Central Bank Of India	66	22	33.33	148	68	45.95
8	Dakshin Bihar Gramin Bank	66	41	62.12	195	77	39.49
9	Federal Bank	3	1	33.33	4	0	0.00
10	HDFC Bank	57	2	3.51	113	0	0.00
11	ICIC Bank	46	0	0.00	79	205	259.49
12	IDBI Bank Ltd	28	18	64.29	38	0	0.00
13	IDFC Bank	3	0	0.00	4	0	0.00
14	Indian Bank	54	16	29.63	118	38	32.20
15	Indian Overseas Bank	29	24	82.76	34	3	8.82
16	Indusiand Bank	15	1	6.67	24	0	0.00
17	Jammu & Kashmir Bank	1	0	0.00	1	0	0.00
18	Karnataka Bank	2	0	0.00	1	0	0.00
19	Kotak Bank	9	0	0.00	11	0	0.00
20	Punjab & Sind Bank	12	0	0.00	9	0	0.00
21	Punjab National Bank	86	96	111.63	209	121	57.89
22	RBL Bank	2	0	0.00	1	0	0.00
23	State bank of India	115	79	68.70	339	22	6.49
24	South Indian Bank	2	0	0.00	1	0	0.00
25	UCO Bank	46	68	147.83	88	67	76.14
26	Union Bank Of India	49	64	130.61	105	130	123.81
27	Uttar Bihar Gramin Bank	85	14	16.47	252	272	107.94
28	Yes Bank	4	0	0.00	3	0	0.00
29	Karur Vysya Bank	1	0	0.00	1	0	0.00
30	Utkarsh Small Finance Bank	0	3	0.00	0	0	0.00
31	Ujjivan Small Finance Bank	0	2	0.00	0	0	0.00
Total		1116	742	66.49	2539	1561	61.48
Progress made by Bank (Disbursed applications submitted in Previous F.Y. to Banks)		-	91	-	-	545	-
Total		1116	833	74.64	2539	2106	82.95

URBAN DEVELOPMENT & HOUSING DEPARTMENT

Deendayal Antyodaya Yojana-National Urban Livelihoods Mission (DAY-NULM)

Progress Report Dist wise Achievement from April 2024 to December 2024

SR NO	Districts	SEP (I&G)			SHG Credit Linkage		
		Target	Achievement	% of achievement	Target	Achievement	% of achievement
A	B	C	D	E (D/C)*100	F	G	H (G/F)*100
1	ARARIA	24	27	112.50	54	58	107.41
2	ARWAL	8	8	100.00	18	10	55.56
3	AURANGABAD	28	28	100.00	66	70	106.06
4	BANKA	14	4	28.57	33	15	45.45
5	BEGUSARAI	50	42	84.00	112	74	66.07
6	BHAGALPUR	34	31	91.18	76	79	103.95
7	BHOJPUR	44	32	72.73	103	51	49.51
8	BUXAR	16	9	56.25	36	16	44.44
9	DARBHANGA	20	16	80.00	43	41	95.35
10	EAST CHAMPARAN	74	61	82.43	172	113	65.70
11	GAYA	34	35	102.94	76	101	132.89
12	GOPALGANJ	30	29	96.67	69	39	56.52
13	JAMUI	16	10	62.50	36	20	55.56
14	JEHANABAD	14	12	85.71	33	30	90.91
15	KAIMUR	14	10	71.43	33	26	78.79
16	KATIHAR	24	20	83.33	55	51	92.73
17	KHAGARIA	16	9	56.25	36	51	141.67
18	KISHANGANJ	20	7	35.00	48	45	93.75
19	LAKHISARAI	16	9	56.25	36	37	102.78
20	MADHEPURA	14	4	28.57	33	9	27.27
21	MADHUBANI	32	23	71.88	73	11	15.07
22	MUNGER	28	28	100.00	61	68	111.48
23	MUZAFFARPUR	36	29	80.56	79	59	74.68
24	NALANDA	42	42	100.00	94	50	53.19
25	NAWADA	24	15	62.50	54	47	87.04
26	PATNA	102	99	97.06	232	248	106.90
27	PURNEA	28	12	42.86	61	73	119.67
28	ROHTAS	54	43	79.63	124	163	131.45
29	SAHARSA	20	11	55.00	43	46	106.98
30	SAMASTIPUR	28	3	10.71	61	50	81.97
31	SARAN	48	37	77.08	115	30	26.09
32	SHEIKHPURA	16	2	12.50	36	3	8.33
33	SHEOHAR	8	8	100.00	18	30	166.67
34	SITAMARHI	40	21	52.50	91	69	75.82
35	SIWAN	20	22	110.00	48	32	66.67
36	SUPAUL	14	6	42.86	33	38	115.15
37	VAISHALI	32	9	28.13	72	61	84.72
38	WEST CHAMPARAN	34	20	58.82	76	92	121.05
	TOTAL	1116	833	74.64	2539	2106	82.95

STATE LEVEL BANKERS' COMMITTEE BIHAR									
CONVENOR : STATE BANK OF INDIA									
BANK WISE TOTAL PROGRESS UNDER PMMY -DISBURSEMENT AS ON 31.12.2024									
No. in Actual and Amount in Crore									
SR.	NAME OF BANK	Shishu		Kishor		Tarun		Total	
		Account	Amount	Account	Amount	Account	Amount	Account	Amount
	LEAD BANKS								
1	STATE BANK OF INDIA	37500	99.6	47218	607.3	14790	919.22	99508	1626.12
2	BANK OF BARODA	1135	2.45	8800	148.48	4234	250.2	14169	401.13
3	CANARA BANK	2155	6.54	14070	347.75	4806	412.96	21031	767.25
4	CENTRAL BANK OF INDIA	8759	197.79	9559	169.89	5301	323.27	23619	690.95
5	PUNJAB NATIONAL BANK	4358	8.32	10431	200.01	5033	367.42	19822	575.75
6	UNION BANK OF INDIA	2834	11.62	11483	228.5	2990	253.21	17307	493.33
7	UCO BANK	186	0.7	1212	29.26	607	42.51	2005	72.47
	OTHER BANKS								
8	BANK OF INDIA	805	1.76	2419	54.38	1860	88.03	5084	144.17
9	BANK OF MAHARASHTRA	52	0.14	701	11.8	178	12.03	931	23.97
10	INDIAN BANK	1471	3.07	690	17.24	359	26.04	2520	46.35
11	INDIAN OVERSEAS BANK	398	1.1	548	14.11	223	17.56	1169	32.77
12	PUNJAB AND SIND BANK	50	0.08	26	1.03	15	1.23	91	2.34
	Total Public Sector Bank	59703	333.17	107157	1829.75	40396	2713.68	207256	4876.6
	PRIVATE BANKS								
13	AXIS BANK	71046	284.36	12742	236.82	1695	132.04	85483	653.22
14	BANDHAN BANK	202311	802.99	455565	4641.49	2457	147	660333	5591.48
15	FEDERAL BANK	2055	10.03	182	4.53	76	6.15	2313	20.71
16	HDFC BANK	2382	10.82	6166	91.64	3685	245.48	12233	347.94
17	ICICI BANK	3539	5.14	7328	123.91	744	51.79	11611	180.84
18	IDBI BANK	16	0.06	431	16.51	720	61.8	1167	78.37
19	INDUSIND BANK	686259	2402.73	366842	3023.7	103	7.59	1053204	5434.02
20	J & K BANK	24	0.05	25	0.85	5	0.37	54	1.27
21	KARNATAKA BANK	0	0	1	0.05	0	0	1	0.05
22	KOTAK MAHINDRA BANK	13277	59.05	53228	283.67	0	0	66505	342.72
23	SOUTH INDIAN BANK	0	0	0	0	0	0	0	0
24	YES BANK	21716	88.85	2653	15.1	18	1.48	24387	105.43
25	KARUR VYSYA BANK	0	0	0	0	0	0	0	0
26	IDFC FIRST BANK	43928	162.75	9704	99.7	157	11.06	53789	273.51
27	RBL BANK	123291	505.75	0	0	0	0	123291	505.75
	Total Private Sector Bank	1169844	4332.58	914867	8537.97	9660	664.76	2094371	13535.31
	Total COMM. BANKS	1229547	4665.75	1022024	10367.72	50056	3378.44	2301627	18411.91
	CO-OPERATIVE BANKS								
28	STATE CO-OP. BANK	0	0	0	0	0	0	0	0
	Total Cooperative Bank	0	0	0	0	0	0	0	0
	REGIONAL RURAL BANKS								
29	DAKSHIN BIHAR GRAMIN BANK	802	4	2909	64.71	1332	28.1	5043	96.81
30	UTTAR BIHAR GRAMIN BANK	12621	14.63	100938	788.81	4458	76.4	118017	879.84
	Total Region Rural Bank	13423	18.63	103847	853.52	5790	104.5	123060	976.65
	SMALL FINANCE BANK								
31	JANA SMALL FIN. BANK	1300	6	1804	14.22	0	0	3104	20.22
32	UJJIVAN SMALL FIN. BANK	64770	301.98	68883	542.2	0	0	133653	844.18
33	UTKARSH SMALL FIN. BANK	172845	734.73	133150	943.82	0	0	305995	1678.55
34	ESAF SMALL FIN. BANK	9502	39.52	1772	11.76	2	0.19	11276	51.47
35	UNITY SMALL FINANCE BANK	0	0	0	0	0	0	0	0
	Total Small Financial Bank	248417	1082.23	205609	1512	2	0.19	454028	2594.42
	TOTAL FOR BIHAR	1491387	5766.61	1331480	12733.24	55848	3483.13	2878715	21982.98

STATE LEVEL BANKERS' COMMITTEE BIHAR

CONVENOR : STATE BANK OF INDIA

DISTRICT WISE Progress under PMMY -Disbursement AS ON 31.12.2024

No. in Actual and Amount in Crore

SR.	NAME OF DISTRICT	Shishu		Kishor		Tarun		Total	
		Account	Amount	Account	Amount	Account	Amount	Account	Amount
1	ARARIA	50101	183.88	49495	465.04	1307	86.29	100903	454.05
2	ARWAL	6182	24.17	3605	39.99	275	19.59	10062	67.93
3	AURANGABAD	20238	81.43	14942	152.14	945	62.90	36125	225.76
4	BANKA	26356	97.49	18028	189.36	562	35.00	44946	229.98
5	BEGUSARAI	63824	239.26	61020	551.79	1625	105.72	126469	584.24
6	BHAGALPUR	52054	193.87	51706	536.57	1802	120.93	105562	508.67
7	BHOJPUR	20186	80.03	17036	168.04	1218	79.93	38440	239.99
8	BUXAR	15183	60.45	13152	133.54	798	52.89	29133	173.79
9	DARBHANGA	46703	177.68	58996	511.27	1784	101.61	107483	456.97
10	GAYA	70742	260.31	53369	416.28	2029	126.71	126140	647.33
11	GOPALGANJ	26078	102.41	33941	313.57	1466	83.29	61485	288.11
12	JAMUI	25043	89.27	23491	227.04	529	35.82	49063	214.36
13	JEHANABAD	8167	31.76	10305	116.29	457	29.38	18929	92.90
14	KAIMUR (BHABUA)	13787	53.40	11733	115.92	688	40.35	26208	147.15
15	KATIHAR	49446	180.87	58598	501.59	1594	99.97	109638	461.71
16	KHAGARIA	26561	101.55	20342	217.09	796	53.42	47699	256.52
17	KISHANGANJ	35814	125.95	44659	432.74	730	40.87	81203	292.77
18	LAKHISARAI	9223	35.99	10316	113.93	374	25.00	19913	96.98
19	MADHEPURA	23784	86.24	25021	234.23	906	54.71	49711	227.19
20	MADHUBANI	55043	203.17	44471	393.92	2288	123.00	101802	529.34
21	MUNGER	20576	75.76	16220	158.02	695	49.08	37491	200.60
22	MUZAFFARPUR	91976	371.11	70673	676.09	3219	199.90	165868	942.12
23	NALANDA	24715	96.76	23777	258.27	1404	90.39	49896	283.91
24	NAWADA	26135	103.63	23721	224.58	870	50.07	50726	257.33
25	PASHCHIM CHAMPARAN	50106	198.21	46848	434.12	1837	111.57	98791	507.99
26	PATNA	203694	836.38	103015	1050.42	6264	439.34	312973	2112.10
27	PURBI CHAMPARAN	43822	184.29	47035	452.09	2861	165.76	93718	534.34
28	PURNIA	39939	157.39	51321	488.07	2212	139.47	93472	454.25
29	ROHTAS	37089	140.46	22961	222.52	1432	94.39	61482	375.31
30	SAHARSA	22667	83.00	21735	216.57	881	50.18	45283	216.18
31	SAMASTIPUR	66488	250.22	60318	595.90	2272	150.48	129078	650.92
32	SARAN	55517	224.63	58533	543.05	2577	140.36	116627	589.62
33	SHEIKHPURA	6230	24.58	4540	53.32	383	27.17	11153	76.33
34	SHEOHAR	4780	16.74	4109	48.64	336	16.64	9225	50.12
35	SITAMARHI	34449	128.70	30399	294.68	1458	84.45	66306	341.85
36	SIWAN	42188	172.02	46363	441.29	1843	108.80	90394	452.84
37	SUPAUL	14128	53.54	17203	175.09	1077	65.89	32408	172.97
38	VAISHALI	62373	240.01	58483	570.18	2054	121.81	122910	601.83
TOTAL		1491387	5766.61	1331480	12733.24	55848	3483.13	2878715	21982.98

STATE LEVEL BANKERS' COMMITTEE BIHAR

CONVENOR : STATE BANK OF INDIA

DISTRICT WISE TOTAL OUTSTANDING & NPA OF PRADHAN MANTRI MUDRA AS ON 31.12.2024

No. in Actual and Amount in Crore

SR.	NAME OF DISTRICT	Shishu (Loans up to Rs. 50,000)				Kishore (Loans from Rs. 50,001 to Rs. 5.00 Lakh)				Tarun (Loans from Rs. 5.00 to Rs. 10.00 Lakh)				Total (Loans up to Rs. 10.00 Lakh)				% Age NPA	
		Total Outstanding as of quarter ended		Out of which under NPA		Total Outstanding as of quarter ended		Out of which under NPA		Total Outstanding as of quarter ended		Out of which under NPA		Total Outstanding as of quarter ended		Out of which under NPA		No.	Amt.
		No.	Amt.	No.	Amt.	No.	Amt.	No.	Amt.	No.	Amt.	No.	Amt.	No.	Amt.				
1	ARARIA	122569	249.95	13981	26.89	118498	852.21	6318	43.68	5018	223.07	260	11.93	246085	1325.23	20559	82.50	8.35	6.23
2	ARWAL	16641	36.17	2031	4.10	10047	86.88	1190	14.03	1071	71.00	139	9.27	27759	194.05	3360	27.40	12.10	14.12
3	AURANGABAD	59364	129.12	11537	23.47	44272	325.18	5733	52.90	3038	192.43	304	16.14	106674	646.73	17574	92.51	16.47	14.30
4	BANKA	67901	142.15	8844	14.49	50037	368.36	4301	28.78	1807	106.81	130	6.31	119745	617.32	13275	49.58	11.09	8.03
5	BEGUSARAI	154308	313.07	21202	38.54	150849	902.89	10468	63.65	4212	247.02	393	16.49	309369	1462.98	32063	118.68	10.36	8.11
6	BHAGALPUR	119492	256.26	10851	19.97	116211	848.11	6931	52.14	5094	314.81	401	19.78	240797	1419.18	18183	91.89	7.55	6.47
7	BHOJPUR	52216	123.59	8293	22.90	43308	312.95	5149	47.57	3083	182.56	367	18.79	98607	619.10	13809	89.26	14.00	14.42
8	BUXAR	42101	92.75	7179	16.84	35304	273.71	4638	53.17	2323	136.82	319	17.45	79728	503.28	12136	87.46	15.22	17.38
9	DARBHANGA	134217	281.75	19746	38.81	133301	1047.85	7766	51.00	7940	308.82	358	17.35	275458	1638.42	27870	107.16	10.12	6.54
10	GAYA	182698	379.21	14799	31.34	175902	943.01	14321	156.82	6775	405.93	771	47.84	365375	1728.15	29891	236.00	8.18	13.66
11	GOPALGANJ	82552	166.42	13536	22.89	77804	661.59	6454	43.44	5032	224.68	206	10.74	165388	1052.69	20196	77.07	12.21	7.32
12	JAMUI	58224	113.88	5716	10.74	52660	343.15	3527	26.37	1715	103.81	251	14.29	112599	560.84	9494	51.40	8.43	9.16
13	JEHANABAD	25095	52.19	3650	9.74	24563	205.48	2442	28.32	1550	93.35	243	14.65	51208	351.02	6335	52.71	12.37	15.02
14	KAIMUR (BHABUA)	36273	77.46	6054	10.84	32979	225.94	3435	36.56	1730	104.03	233	11.09	70982	407.43	9722	58.49	13.70	14.36
15	KATIHAR	108007	218.30	9220	14.50	121603	900.96	5430	37.82	5452	253.39	254	12.08	235062	1372.65	14904	64.40	6.34	4.69
16	KHAGARIA	76797	162.66	16397	32.04	56703	373.58	5730	34.57	1881	110.98	189	8.08	135381	647.22	22316	74.69	16.48	11.54
17	KISHANGANJ	64188	129.01	3825	8.96	89224	653.25	2633	20.62	2237	90.07	119	5.13	155649	872.33	6577	34.71	4.23	3.98
18	LAKHISARAI	25617	54.74	3680	6.91	26176	187.85	2038	12.73	1041	62.15	71	3.46	52834	304.74	5789	23.10	10.96	7.58
19	MADHEPURA	70233	138.57	8989	16.78	61537	490.62	4431	31.20	3195	136.35	200	7.65	134965	765.54	13620	55.63	10.09	7.27
20	MADHUBANI	143230	296.42	18540	39.10	106219	1008.82	6860	53.49	14184	483.40	367	18.78	263633	1788.64	25767	111.37	9.77	6.23
21	MUNGER	48762	104.68	6809	13.44	41107	291.95	4002	33.65	2080	134.89	259	14.37	91949	531.52	11070	61.46	12.04	11.56
22	MUZAFFARPUR	346232	711.01	36816	76.76	176730	1282.99	14712	104.95	12290	515.93	1030	51.30	535252	2509.93	52558	233.01	9.82	9.28
23	NALANDA	61658	135.75	5791	12.66	55650	485.68	6288	78.07	4291	261.21	566	31.10	121599	882.64	12645	121.83	10.40	13.80
24	NAWADA	59417	132.50	6968	15.59	55679	371.23	4355	32.39	3057	182.54	364	18.58	118153	686.27	11687	66.56	9.89	9.70
25	PASHCHIM CHAMPARAN	151856	336.90	29867	52.80	118699	962.05	9715	53.18	7070	273.48	399	20.30	277625	1572.43	39981	126.28	14.40	8.03
26	PATNA	715823	1570.28	51484	119.91	232481	1687.16	20237	170.52	17230	1028.75	2368	128.60	965534	4286.19	74089	419.03	7.67	9.78
27	PURBI CHAMPARAN	134344	314.06	27111	49.16	119802	896.05	12119	76.26	9480	405.56	545	25.86	263626	1615.67	39775	151.28	15.09	9.36
28	PURNIA	102660	221.49	11112	20.93	118418	859.11	6493	45.13	7946	342.46	477	20.08	229024	1423.06	18082	86.14	7.90	6.05
29	ROHTAS	102842	212.82	17970	33.18	66808	460.65	7934	78.69	4803	300.53	828	49.44	174453	974.00	26732	161.31	15.32	16.56
30	SAHARSA	65175	129.31	10937	20.41	58847	494.74	4441	34.64	2731	139.04	257	14.32	126753	763.09	15635	69.37	12.34	9.09
31	SAMASTIPUR	185487	376.83	24285	50.38	162313	1004.52	11491	70.61	5035	314.87	399	20.60	352835	1696.22	36175	141.59	10.25	8.35
32	SARAN	143950	329.13	23940	41.52	131704	880.72	11738	70.51	12040	444.30	539	30.74	287694	1654.15	36217	142.77	12.59	8.63
33	SHEIKHPURA	15631	36.03	1115	2.29	12497	115.11	1264	13.56	1062	68.41	111	6.12	29190	219.55	2490	21.97	8.53	10.01
34	SHEOHAR	15580	30.05	3499	5.31	11726	116.53	1514	14.29	846	42.26	89	5.46	28152	188.84	5102	25.06	18.12	13.27
35	SITAMARHI	91763	188.77	16145	31.54	81375	713.61	7222	54.33	5643	248.40	331	17.07	178781	1150.78	23698	102.94	13.26	8.95
36	SIWAN	131888	278.10	15210	27.26	102910	896.54	6985	48.20	6049	290.60	409	24.02	240847	1465.24	22604	99.48	9.39	6.79
37	SUPAUL	40767	82.11	8836	18.47	45337	439.80	4005	29.65	4154	184.32	164	6.20	90258	706.23	13005	54.32	14.41	7.69
38	VAISHALI	160451	321.19	21371	35.47	146917	1067.76	10945	70.16	9139	353.97	529	25.60	316507	1742.92	32845	131.23	10.38	7.53
TOTAL		4216009	8924.68	527336	1036.93	3266197	24038.59	255255	1967.65	193324	9383.00	15239	797.06	7675530	42346.27	797830	3801.64	10.39	8.98

STATE LEVEL BANKER'S COMMITTEE, BIHAR

(CONVENOR : STATE BANK OF INDIA)

PMEGP DATA BANK WISE (SOURCE KVIC ONLINE PORTAL) (1ST LOAN) AS ON 31.12.2024 (FY 2024-25)

SI No.	Bank Name	Target (KVIC)	Forwarded to Bank		Sanctioned by Bank		% Sanction	Margin Money Claimed		MM Disbursed		% Disbursement	TDR Details		Referred back for Rectification		Returned by Bank		% Return	Pending at bank		Pending for MM Disbursement	
			No of Prj.	MM Involve (In Lakh)	No of prj.	MM Involve (In Lakh)		No of prj.	MM Involve (In Lakh)	No of prj.	MM (In Lakh)		Updat ed	Yet to be Updated	No of prj.	MM (In Lakh)	No of prj.	MM (In Lakh)		No of Prj.	MM Involve (In Lakh)	No of Prj.	MM (In Lakh)
			(F)	(G)	(H)	(I)		(J)	(K)	(L)	(M)		(N)	(O)	(P)	(Q)	(R)	(S)		(V)	(W)	(X)	(Y)
1	AXIS BANK LTD	103	449	1649.92	38	71.45	36.89	12	11.37	3	2.81	7.89	3	0	5	5.13	33	120.02	7.35	392	1444.19	9	8.56
2	BANDHAN BANK LTD	107	132	531.17	0	0	0.00	0	0	0	0	0.00	0	0	0	0	9	34.24	6.82	123	496.93	0	0
3	BANK OF BARODA	286	1529	5879.51	324	1269.31	113.29	372	1512.32	94	331.28	29.01	4	90	174	653.72	661	2558.69	43.23	567	2143.47	332	1444.13
4	BANK OF INDIA	311	2018	6695.39	582	1534.34	187.14	529	1381.97	128	326.12	21.99	0	128	249	651.92	1135	3976.07	56.24	318	1205.64	470	1268.79
5	BANK OF MAHARASHTRA	42	300	988.42	52	37.32	123.81	34	35.63	8	7.57	15.38	0	8	14	12.8	168	617.16	56.00	84	323.41	27	28.66
6	BIHAR STATE COOP BANK	0	0	0	0	0	0.00	0	0	0	0	0.00	0	0	0	0	0	0	0.00	0	0	0	0
7	CANARA BANK	323	1538	5603.54	415	1392.54	128.48	527	1514.93	100	298.69	24.10	9	91	258	753.41	1067	3937.97	69.38	87	380.74	466	1423.97
8	CENTRAL BANK OF INDIA	513	2240	8986.19	673	2874.84	131.19	655	2973.04	136	600.91	20.21	3	133	291	1319.61	1191	4433.89	53.17	389	1738.66	588	2767.26
9	DAKSHIN BIHAR GRAMIN BANK	253	1998	4776.18	602	887.06	237.94	685	1126.68	292	431.11	48.50	0	292	160	231.35	517	1403.75	25.88	930	2611.46	480	877.74
10	DCB BANK LIMITED	0	1	1.5	0	0	0.00	0	0	0	0	0.00	0	0	0	0	0	0	0.00	1	1.5	0	0
11	FEDERAL BANK	11	53	204.83	2	1	18.18	1	17.42	0	0	0.00	0	0	0	0	17	71.01	32.08	35	133.32	1	17.42
12	HDFC BANK	96	757	3345.04	72	210.59	75.00	19	57.52	0	0	0.00	0	0	8	26.85	66	315.73	8.72	644	2821.23	19	57.52
13	ICICI BANK LTD	100	328	1171.42	42	84.16	42.00	34	121.2	5	3.65	11.90	0	5	8	4.91	201	627.17	61.28	97	425.04	30	118.25
14	IDBI BANK	109	239	772.96	45	172.37	41.28	47	182.02	11	35.53	24.44	0	11	24	79.77	79	267.84	33.05	121	364.88	43	163.78
15	IDFC FIRST BANK LTD	0	2	7.34	0	0	0.00	0	0	0	0	0.00	0	0	0	0	0	0	0.00	2	7.34	0	0
16	INDIAN BANK	266	1511	5463.4	379	1265.4	142.48	358	1206.8	93	262.95	24.54	1	92	157	573.58	652	2444.57	43.15	506	1860.09	302	1104.07
17	INDIAN OVERSEAS BANK	87	314	1135.71	112	435.67	128.74	69	263.46	19	72.15	16.96	0	19	23	91.07	125	413.04	39.81	87	318.04	58	242.05
18	INDUSIND BANK	38	90	363.81	0	0	0.00	0	0	0	0	0.00	0	0	0	0	0	0	0.00	90	363.81	0	0
19	JAMMU AND KASHMIR BANK LTD	11	11	41.44	0	0	0.00	1	6.25	0	0	0.00	0	0	0	0	11	41.44	100.00	0	0	1	6.25
20	JANA SMALL FINANCE BANK LTD	0	0	0	0	0	0.00	0	0	0	0	0.00	0	0	0	0	0	0	0.00	0	0	0	0
21	KARNATAKA BANK LTD	2	9	34.28	0	0	0.00	1	3.11	0	0	0.00	0	0	1	3.11	8	32.78	88.89	1	1.5	1	3.11
22	KOTAK MAHINDRA BANK LTD	20	73	242.95	0	0	0.00	0	0	0	0	0.00	0	0	0	0	5	8.88	6.85	68	234.07	0	0
23	PUNJAB AND SIND BANK	20	93	354.53	16	37.92	80.00	13	42.05	4	5.73	25.00	0	4	6	18.98	36	149.82	38.71	44	173.78	10	37.57
24	PUNJAB NATIONAL BANK	653	5162	18304.98	1390	4213.53	212.86	1625	4810.84	442	1132.7	31.80	0	442	503	1571.2	3132	11502.54	60.67	697	2758.22	1411	4407.46
25	RBL BANK LTD	0	9	55.25	0	0	0.00	0	0	0	0	0.00	0	0	0	0	0	0	0.00	9	55.25	0	0
26	STATE BANK OF INDIA	844	8947	30781.34	1436	2804.27	170.14	1628	3846.91	421	811.09	29.32	3	418	948	2304.25	6909	24768.84	77.22	621	2181.86	1366	3459.22
27	UCO BANK	258	1532	4352.13	534	1310.47	206.98	469	1227.1	127	252.68	23.78	4	123	215	563.97	891	2665.43	58.16	115	359.95	401	1124.48
28	UNION BANK OF INDIA	283	1034	3634.05	253	758.89	89.40	220	780.6	82	314.02	32.41	0	82	110	350.5	625	2312.86	60.44	162	548.01	195	731.98
29	UTKARSH SMALL FINANCE BANK	0	0	0	0	0	0.00	0	0	0	0	0.00	0	0	0	0	0	0	0.00	0	0	0	0
30	UTTAR BIHAR GRAMIN BANK	209	1684	5024.94	327	623.4	156.46	482	1000.04	145	306.18	44.34	0	145	219	448.64	358	1201.72	21.26	1019	3203.1	390	857.41
31	Ujjivan Small Finance Bank Ltd	0	0	0	0	0	0.00	0	0	0	0	0.00	0	0	0	0	0	0	0.00	0	0	0	0
32	YES BANK LTD	0	13	48.03	0	0	0.00	0	0	0	0	0.00	0	0	0	0	1	5.25	7.69	12	42.78	0	0
	Total	4945	32066	110450.25	7294	19984.53	147.50	7781	22121.26	2110	5195.17	28.93	27	2083	3373	9664.77	17897	63910.71	55.81	7221	26198.27	6600	20149.68

STATE LEVEL BANKER'S COMMITTEE, BIHAR

(CONVENOR : STATE BANK OF INDIA)

PMEGP DATA DISTRICT WISE (SOURCE KVIC ONLINE PORTAL) (1ST LOAN) AS ON 31.12.2024 (FY 2024-25)

Sl No.	District Name	Target	Forwarded to Bank		Sanctioned by Bank		% Sanction	Margin Money Claimed		Disbursement Made by banks		% Disbursement	No of applications returned by bank		% Return	Pending at Bank		Pending for MM Disbursement			
			No of Prj.	MM Involve (In Lakh)	No of Prj.	MM Involve (In Lakh)		No of Prj.	MM (In Lakh)	No of Prj.	MM (In Lakh)		No of Prj.	MM (In Lakh)		No of Prj.	MM (In Lakh)	No of Prj.	MM (In Lakh)	No of Prj.	MM (In Lakh)
			(A)	(B)	(F)	(G)		(H)	(I)	(J)	(K)		(L)	(M)		(P)	(Q)	(R)	(S)	(T)	(U)
1	ARARIA	141	521	1484.13	137	306.12	97.16	144	352.13	47	101.35	34.31	291	867.21	55.85	96	269.73	112	293.45		
2	ARWAL	110	239	833.49	59	150.96	53.64	59	154.03	17	33.62	28.81	123	443.48	51.46	58	231.26	45	130.6		
3	AURANGABAD	146	822	2578.48	189	492.84	129.45	178	496.68	48	98.64	25.40	495	1577.17	60.22	157	546.83	152	455.93		
4	BANKA	124	781	2149.04	206	344.56	166.13	187	308.01	37	59.15	17.96	481	1513.33	61.59	96	268.59	167	289.27		
5	BEGUSARAI	127	839	2345.99	293	571.77	230.71	336	714.36	115	143.92	39.25	472	1480.31	56.26	81	271.8	276	648.4		
6	BHAGALPUR	114	1268	3555.58	411	861.28	360.53	369	816.92	88	173.83	21.41	675	2077.72	53.23	201	648.81	318	755.39		
7	BHOJPUR	132	1173	4291.78	198	467.23	150.00	203	547.69	66	142.59	33.33	669	2614.48	57.03	322	1219.86	164	477.22		
8	BUXAR	127	481	1488.74	150	320.74	118.11	142	337.75	54	135.25	36.00	208	727.46	43.24	137	452.55	116	295.24		
9	DARBHANGA	123	1209	3800.44	266	688.55	216.26	250	640.62	63	135.38	23.68	666	2191.46	55.09	289	875.35	200	555.32		
10	GAYA	136	1366	4940.49	240	866.51	176.47	358	1116.52	106	313.51	44.17	824	2990.34	60.32	326	1148.28	280	946.45		
11	GOPALGANJ	129	807	2828.12	168	473.38	130.23	176	554.56	58	173.86	34.52	419	1451.42	51.92	234	876.08	150	492.45		
12	JAMUI	138	583	1727.72	159	369.34	115.22	132	291.02	71	156.74	44.65	351	1098.12	60.21	76	232.45	94	236.74		
13	JEHANABAD	117	361	1349.01	86	249.51	73.50	99	295.79	31	102.85	36.05	199	762.25	55.12	76	320.7	85	271.62		
14	KAIMUR (BHABHUA)	129	513	1716.06	103	304.53	79.84	104	344.08	17	56.61	16.50	277	975.46	54.00	137	436.2	98	334.83		
15	KATI HAR	138	620	1972.18	157	413.15	113.77	169	414.75	37	109.18	23.57	361	1170.72	58.23	106	369.03	150	381.3		
16	KHAGARIA	112	548	1715	135	328.64	120.54	132	311.51	42	90.97	31.11	301	972.49	54.93	115	396.22	115	285.19		
17	KISHANGANJ	135	484	1453.86	105	297.57	77.78	104	314.12	29	80.35	27.62	286	857.28	59.09	98	294.36	85	271.97		
18	LAKHISARAI	130	246	822.56	59	187.99	45.38	64	149.51	25	41.55	42.37	135	424.03	54.88	54	218.89	47	123.59		
19	MADHEPURA	119	587	1640.33	98	173.38	82.35	123	251.14	29	52.82	29.59	356	1017.02	60.65	137	416.47	103	220.55		
20	MADHUBANI	139	1541	4968.91	342	835.54	246.04	286	646.54	67	133.91	19.59	735	2413.95	47.70	464	1630.28	248	590.48		
21	MUNGER	114	705	1621.24	189	292.2	165.79	175	312.3	47	69.25	24.87	377	991.57	53.48	141	330.26	144	275.27		
22	MUZAFFARPUR	151	1429	5813.53	371	1229.75	245.70	346	1105.33	89	262.66	23.99	707	2980.33	49.48	374	1601.7	299	1024.77		
23	NALANDA	138	1002	3398.77	227	626.36	164.49	279	941.27	64	193.79	28.19	547	1977.1	54.59	245	866.65	244	875.86		
24	NAWADA	120	655	2564.8	117	458.08	97.50	111	421.6	49	171.74	41.88	401	1531	61.22	143	584.13	96	381.5		
25	PASHCHIM CHAMPARAN	124	890	3394.6	170	517.91	137.10	234	699.33	52	186.32	30.59	524	2024.69	58.88	205	801.25	205	642.95		
26	PATNA	205	1871	7794.87	445	1527.77	217.07	569	1926.46	156	350.73	35.06	1166	5050.6	62.32	287	1249.65	465	1806.27		
27	PURBI CHAMPARAN	124	1082	4524.39	250	889.86	201.61	223	721.9	59	121.81	23.60	603	2520.48	55.73	253	1170.2	188	659.17		
28	PURNIA	132	1100	3435.26	161	449.62	121.97	227	605.43	68	134.78	42.24	740	2243.75	67.27	208	688.71	184	539.34		
29	ROHTAS	131	1190	3632.71	224	588.55	170.99	248	692.34	51	122.62	22.77	694	2180.93	58.32	284	863.49	225	652.61		
30	SAHARSA	119	603	1673.75	122	241.82	102.52	149	309.99	24	44.35	19.67	334	992.77	55.39	147	387.74	130	275.18		
31	SAMASTIPUR	119	1087	3709.11	300	718.66	252.10	312	908.84	96	232.94	32.00	583	2193.6	53.63	213	774.16	269	852.02		
32	SARAN	124	1190	5685.51	180	737.37	145.16	278	1193.15	42	176.99	23.33	609	2949.69	51.18	408	1962.53	255	1123.66		
33	SHEIKHPURA	137	418	1191.04	74	182.67	54.01	74	176.69	27	67.23	36.49	246	731.09	58.85	98	257.73	57	148.99		
34	SHEOHAR	133	279	791.44	62	152.54	46.62	41	102.4	11	20.38	17.74	140	399.86	50.18	81	235.54	38	96.95		
35	SITAMARHI	125	814	3027.56	194	551.42	155.20	200	610.91	43	133.94	22.16	440	1701.89	54.05	189	719.27	177	561.56		
36	SIWAN	137	1329	4460.22	268	873.64	195.62	281	963.96	83	282.52	30.97	664	2185.64	49.96	413	1409.51	257	917.01		
37	SUPAUL	121	439	1344.34	154	407.6	127.27	194	544.14	39	97.02	25.32	216	707.2	49.20	75	197.42	171	494.76		
38	VAISHALI	125	994	4725.2	225	835.12	180.00	224	824.99	63	190.02	28.00	583	2925.32	58.65	196	972.09	190	763.32		
	Total	4945	32066	110450	7294	19984.5	147.50	7780	22118.8	2110	5195.17	28.93	17898	63913.2	55.82	7220	26195.8	6599	20147.2		

STATE LEVEL BANKER'S COMMITTEE, BIHAR

(CONVENOR : STATE BANK OF INDIA)

PMEGP DATA BANK WISE (SOURCE KVIC ONLINE PORTAL) (2nd LOAN) AS ON 31.12.2024 (FY 2024-25)

SI No.	Name	Target	Forwarded to Bank		Sanctioned by Bank		% Sanction	Margin Money Claimed		MM Disbursed		% Disbursement	TDR Details		Referred back for		Returned by Bank		% Return	Failed		Pending at bank		Pending for MM Disbursement			
			No of Prj.	MM Involve (In Lakh)	No of Prj.	MM Involve (In Lakh)		No of Prj.	MM (In Lakh)	No of Prj.	MM (In Lakh)		Updat ed	Yet to be Update d	No of Prj.	MM (In Lakh)	No of Prj.	MM (In Lakh)		No of Prj.	MM Involve (In Lakh)	No of Prj.	MM Involve (In Lakh)	No of Prj.	MM (In Lakh)	No of Prj.	MM (In Lakh)
			(A)	(B)																							
1	ALLAHABAD BANK	0	0	0	0	0	0.00	1	15	0	0	0.00	0	0	1	15	0	0	0.00	0	0	0	0	1	15		
2	ANDHRA BANK	0	0	0	0	0	0.00	0	0	0	0	0.00	0	0	0	0	0	0	0.00	0	0	0	0	0	0		
3	AXIS BANK LTD	0	0	0	0	0	0.00	0	0	0	0	0.00	0	0	0	0	0	0	0.00	0	0	0	0	0	0		
4	BANK OF BARODA	5	5	0	2	0	40.00	6	32.55	2	18.75	100.00	0	2	4	13.8	0	0	0.00	0	0	3	0	4	13.8		
5	BANK OF INDIA	5	6	0	1	0	20.00	6	27.7	2	21	200.00	0	2	4	6.7	0	0	0.00	0	0	5	0	4	6.7		
6	BANK OF MAHARASHTRA	3	0	0	0	0	0.00	0	0	0	0	0.00	0	0	0	0	0	0	0.00	0	0	0	0	0	0		
7	CANARA BANK	5	10	0	3	0	60.00	2	15.72	1	15	33.33	0	1	1	0.72	1	0	10.00	0	0	8	0	1	0.72		
8	CENTRAL BANK OF INDIA	7	8	0	5	0	71.43	4	39.47	2	9.75	40.00	1	1	2	29.72	2	0	25.00	0	0	3	0	2	29.72		
9	DAKSHIN BIHAR GRAMIN BANK	2	3	0	1	0	50.00	3	11.25	0	0	0.00	0	0	3	11.25	0	0	0.00	0	0	2	0	3	11.25		
10	HDFC BANK	0	0	0	0	0	0.00	0	0	0	0	0.00	0	0	0	0	0	0	0.00	0	0	0	0	0	0		
11	IDBI BANK	0	1	0	0	0	0.00	0	0	0	0	0.00	0	0	0	0	0	0	0.00	0	0	1	0	0	0		
12	INDIAN BANK	4	6	0	1	0	25.00	2	10.5	2	10.5	200.00	0	2	0	0	2	0	33.33	0	0	3	0	0	0		
13	INDIAN OVERSEAS BANK	2	2	0	2	0	100.00	3	10.85	1	7.5	50.00	0	1	2	3.35	0	0	0.00	0	0	0	0	2	3.35		
	PUNJAB & SINDH BANK	1	0	0	0	0	0.00	0	0	0	0	0.00	0	0	0	0	0	0	0.00	0	0	0	0	0	0		
14	PUNJAB NATIONAL BANK	9	14	0	6	0	66.67	8	31.52	2	4.01	33.33	0	2	5	16.14	3	0	21.43	0	0	8	0	6	27.51		
15	STATE BANK OF INDIA	9	13	0	1	0	11.11	0	0	0	0	0.00	0	0	0	0	0	0	0.00	0	0	12	0	0	0		
16	UCO BANK	5	2	0	0	0	0.00	1	2.25	1	2.25	0.00	0	1	0	0	1	0	50.00	0	0	1	0	0	0		
17	UNION BANK OF INDIA	5	1	0	0	0	0.00	0	0	0	0	0.00	0	0	0	0	0	0	0.00	0	0	1	0	0	0		
18	UTTAR BIHAR GRAMIN BANK	3	2	0	0	0	0.00	0	0	0	0	0.00	0	0	0	0	2	0	100.00	0	0	0	0	0	0		
	Total	65	73	0	22	0	33.85	36	196.8	13	88.76	59.09	1	12	22	96.68	11	0	15.07	0	0	47	0	23	108.05		

STATE LEVEL BANKER'S COMMITTEE, BIHAR																	
(CONVENOR : STATE BANK OF INDIA)																	
PMEGP DATA DISTRICT WISE (SOURCE KVIC ONLINE PORTAL) (2nd LOAN) AS ON 31.12.2024 (FY 2024-25)																	
Sl No.	Name	Target	Forwarded to Bank		Sanctioned by Bank		% Sanction	Margin Money Claimed		Disbursement Made by		No of		Pending at Bank		Pending for MM Disbursement	
			No of Prj.	MM Involve (In Lakh)	No of Prj.	MM Involve (In Lakh)		No of Prj.	MM (In Lakh)	Nodal Branches		Applications Rejected		No of Prj.	MM Involve (In Lakh)	No of Prj.	MM (In Lakh)
										No of Prj.	MM (In Lakh)	No of Prj.	MM (In Lakh)				
			(A)	(B)	(F)	(G)		(H)	(I)	(J)	(K)	(L)	(M)	(P)	(Q)	(R)	(S)
1	ARARIA	1	4	0	1	0	100.00	0	0	0	0	1	0	2	0	0	0
2	ARWAL	1	2	0	1	0	100.00	1	14.72	0	0	0	0	1	0	1	14.72
3	AURANGABAD	2	3	0	0	0	0.00	2	18	1	3	1	0	2	0	1	15
4	BANKA	1					0.00										
5	BEGUSARAI	2	1	0	0	0	0.00	1	2.25	0	0	1	0	0	0	1	2.25
6	BHAGALPUR	2					0.00										
7	BHOJPUR	2	3	0	1	0	50.00	0	0	0	0	1	0	1	0	0	0
8	BUXAR	2	3	0	0	0	0.00	2	1.63	1	0.94	1	0	2	0	1	0.69
9	DARBHANGA	2	4	0	1	0	50.00	0	0	0	0	2	0	1	0	0	0
10	GAYA	2	4	0	3	0	150.00	4	19.17	0	0	1	0	1	0	4	19.17
11	GOPALGANJ	2					0.00										
12	JAMUI	1					0.00										
13	JEHANABAD	2	2	0	1	0	50.00	1	15	1	15	0	0	2	0	0	0
14	KAIMUR	1					0.00										
15	KATIHAR	2	1	0	1	0	50.00	0	0	0	0	0	0	0	0	0	0
16	KHAGARIA	1	1	0	0	0	0.00	0	0	0	0	0	0	1	0	0	0
17	KISHANGANJ	2	4	0	2	0	100.00	1	1.55	0	0	0	0	2	0	1	1.55
18	LAKHISARAI	1	1	0	0	0	0.00	0	0	0	0	0	0	1	0	0	0
19	MADHEPURA	2	1	0	0	0	0.00	0	0	0	0	0	0	1	0	0	0
20	MADHUBANI	2					0.00										
21	MUNGER	2					0.00										
22	MUZAFFARPUR	2	4	0	0	0	0.00	3	16.95	2	15.75	0	0	4	0	1	1.2
23	NALANDA	2	3	0	0	0	0.00	4	19.8	1	7.5	0	0	3	0	3	12.3
24	NAWADA	2	2	0	1	0	50.00	1	15	0	0	0	0	1	0	1	15
25	PASHCHIM CHAMPARAN	2	7	0	1	0	50.00	2	16.8	1	15	2	0	4	0	1	1.8
26	PATNA	3	5	0	1	0	33.33	7	42.42	4	26.25	0	0	4	0	3	16.17
27	PURBI CHAMPARAN	2	1	0	2	0	100.00	0	0	0	0	0	0	0	0	0	0
28	PURNIA	2	2	0	0	0	0.00	1	2.25	1	2.25	0	0	2	0	0	0
29	ROHTAS	2	3	0	0	0	0.00	0	0	0	0	0	0	3	0	0	0
30	SAHARSA	1					0.00										
31	SAMASTIPUR	2	2	0	0	0	0.00	0	0	0	0	1	0	1	0	0	0
32	SARAN	2	4	0	1	0	50.00	0	0	0	0	0	0	3	0	0	0
33	SHEIKHPURA	1					0.00										
34	SHEOHAR	1					0.00										
35	SITAMARHI	1	1	0	0	0	0.00	1	1.03	0	0	0	0	1	0	1	1.03
36	SIWAN	2	1	0	1	0	50.00	1	0.72	0	0	0	0	0	0	1	0.72
37	SUPAUL	1	1	0	0	0	0.00	0	0	0	0	0	0	1	0	0	0
38	VAISHALI	2	3	0	0	0	0.00	0	0	0	0	0	0	3	0	0	0
	Total	65	73	0	22	0	33.85	36	196.81	13	88.76	11	0	47	0	23	108.05

STATE LEVEL BANKER'S COMMITTEE, BIHAR

(CONVENOR : STATE BANK OF INDIA)

PMFME DATA 01.04.2024 TO 31.12.2024 (SOURCE : PMFME PORTAL)

Sr.No.	Bank Name	TARGET	Loan Under Process	Loan Sanctioned	% Sanction	Loan Disbursed	% Disbursed	Loan Rejected	Grand Total
1	AXIS BANK	268	216	0	0.00	0	0.00	5	221
2	BANDHAN BANK LIMITED	75	304	0	0.00	0	0.00	8	312
3	BANK OF BARODA	653	309	279	42.73	250	38.28	1010	1598
4	BANK OF INDIA	789	377	432	54.75	403	51.08	2322	3131
5	BANK OF MAHARASHTRA	94	38	73	77.66	67	71.28	91	202
6	CANARA BANK	696	122	265	38.07	169	24.28	1025	1412
7	CENTRAL BANK OF INDIA	985	890	460	46.70	268	27.21	1475	2825
8	DAKSHIN BIHAR GRAMIN BANK	564	1528	451	79.96	327	57.98	636	2615
9	STATE CO OPERATIVE BANK	0	0	0	0.00	0	0.00	0	0
10	ESAF SMALL FINANCE BANK	0	3	0	0.00	0	0.00	2	5
11	FEDERAL BANK	0	14	0	0.00	0	0.00	2	16
12	HDFC BANK	249	1112	130	52.21	110	44.18	461	1703
13	ICICI BANK LIMITED	216	195	44	20.37	23	10.65	253	492
14	IDBI BANK	127	174	26	20.47	30	23.62	112	312
15	IDFC FIRST BANK LTD	0	15	0	0.00	0	0.00	0	15
16	INDIAN BANK	653	210	346	52.99	284	43.49	1335	1891
17	INDIAN OVERSEAS BANK	129	88	75	58.14	44	34.11	112	275
18	INDUSIND BANK	66	64	0	0.00	0	0.00	0	64
19	JANA SMALL FINANCE BANK LTD	0	2	0	0.00	0	0.00	0	2
20	J & K BANK	0	0	0	0.00	0	0.00	0	0
21	KARNATAKA BANK LIMITED	0	1	0	0.00	0	0.00	0	1
22	KARUR VYSYA BANK	0	1	0	0.00	0	0.00	0	1
23	KOTAK MAHINDRA BANK LIMITED	0	80	0	0.00	0	0.00	0	80
24	PUNJAB AND SIND BANK	38	11	15	39.47	12	31.58	28	54
25	PUNJAB NATIONAL BANK	1534	634	952	62.06	761	49.61	2965	4551
26	RBL BANK LIMITED	0	1	0	0.00	0	0.00	0	1
27	SOUTH INDIAN BANK	0	0	0	0.00	0	0.00	0	0
28	STATE BANK OF INDIA	2184	1042	1101	50.41	802	36.72	9076	11219
29	UCO BANK	518	177	321	61.97	347	66.99	740	1238
30	UJJIVAN SMALL FINANCE BANK	0	21	0	0.00	0	0.00	19	40
31	UNION BANK OF INDIA	523	219	165	31.55	119	22.75	685	1069
32	UTKARSH SMALL FINANCE BANK	0	43	0	0.00	0	0.00	0	43
33	UTTAR BIHAR GRAMIN BANK	639	2791	428	66.98	220	34.43	968	4187
34	YES BANK	0	2	0	0.00	0	0.00	0	2
35	OTHERS	0	85	0	0.00	0	0.00	0	85
Total		11000	10769	5563	50.57	4236	38.51	23330	39662

STATE LEVEL BANKER'S COMMITTEE, BIHAR

(CONVENOR : STATE BANK OF INDIA)

PMFME DATA 01.04.2024 TO 31.12.2025 (SOURCE : PMFME PORTAL)

Sr.No.	Bank Name	TARGET	Loan Under Process	Loan Sanctioned	% Sanction	Loan Disbursed	% Disbursed	Loan Rejected	Grand Total
1	ARARIA	210	129	84	40.00	77	36.67	373	586
2	ARWAL	90	68	45	50.00	36	40.00	143	256
3	AURANGABAD	240	151	95	39.58	54	22.50	587	833
4	BANKA	180	86	137	76.11	118	65.56	531	754
5	BEGUSARAI	360	203	200	55.56	159	44.17	550	953
6	BHAGALPUR	470	276	288	61.28	265	56.38	969	1533
7	BHOJPUR	340	384	130	38.24	79	23.24	605	1119
8	BUXAR	190	257	193	101.58	124	65.26	549	999
9	DARBHANGA	410	445	234	57.07	133	32.44	975	1654
10	GAYA	450	465	205	45.56	187	41.56	709	1379
11	GOPALGANJ	280	377	140	50.00	101	36.07	571	1088
12	JAMUI	130	63	92	70.77	78	60.00	193	348
13	JEHANABAD	140	99	65	46.43	63	45.00	183	347
14	KAIMUR (BHABUA)	170	218	60	35.29	49	28.82	440	718
15	KATIHAR	270	173	134	49.63	101	37.41	449	756
16	KHAGARIA	170	133	81	47.65	68	40.00	355	569
17	KISHANGANJ	140	168	80	57.14	71	50.71	368	616
18	LAKHISARAI	110	65	48	43.64	34	30.91	105	218
19	MADHEPURA	180	276	84	46.67	53	29.44	350	710
20	MADHUBANI	370	273	187	50.54	136	36.76	499	959
21	MUNGER	240	105	137	57.08	92	38.33	326	568
22	MUZAFFARPUR	610	681	316	51.80	188	30.82	1019	2016
23	NALANDA	340	250	126	37.06	113	33.24	427	803
24	NAWADA	160	171	115	71.88	106	66.25	233	519
25	PASHCHIM CHAMPARAN	340	491	149	43.82	138	40.59	711	1351
26	PATNA	830	440	256	30.84	176	21.20	837	1533
27	PURBI CHAMPARAN	440	970	198	45.00	155	35.23	1476	2644
28	PURNIA	380	404	139	36.58	115	30.26	951	1494
29	ROHTAS	340	260	153	45.00	99	29.12	484	897
30	SAHARSA	220	281	128	58.18	78	35.45	1569	1978
31	SAMASTIPUR	450	407	233	51.78	208	46.22	796	1436
32	SARAN	340	430	142	41.76	107	31.47	1003	1575
33	SHEIKHPURA	90	64	61	67.78	57	63.33	225	350
34	SHEOHAR	80	68	62	77.50	45	56.25	236	366
35	SITAMARHI	360	334	203	56.39	146	40.56	1003	1540
36	SIWAN	300	430	223	74.33	147	49.00	683	1336
37	SUPAUL	220	224	134	60.91	104	47.27	871	1229
38	VAISHALI	360	450	206	57.22	176	48.89	976	1632
TOTAL		11000	10769	5563	50.57	4236	38.51	23330	39662

STATE LEVEL BANKER'S COMMITTEE, BIHAR													
(CONVENOR : STATE BANK OF INDIA)													
BANK WISE PROGRESS UNDER STAND UP INDIA (RECEIVED FROM SIDBI) FY 2024-25 AS ON 31.12.2024													
[Amount Rs. in Crore]													
S.N.	Banks Name	SC			ST			Women (General)			Total		
		No Of A/Cs	Sanctioned Amt	Disbursement Amt	No Of A/Cs	Sanctioned Amt	Disbursement Amt	No Of A/Cs	Sanctioned Amt	Disbursement Amt	No Of A/Cs	Sanctioned Amt	Disbursement Amt
	Private Sector Banks												
1	HDFC BANK LTD	2	0.61	0.00	0	0.00	0.00	58	14.61	0.00	60	15.23	0.00
2	YES BANK LTD	1	0.18	0.18	0	0.00	0.00	0	0.00	0.00	1	0.18	0.18
	Public Sector Banks												
3	BANK OF BARODA	1	0.17	0.16	0	0.00	0.00	0	0.00	0.00	1	0.17	0.16
4	BANK OF INDIA	0	0.00	0.00	0	0.00	0.00	6	0.75	0.26	6	0.75	0.26
5	BANK OF MAHARASHTRA	2	0.30	0.00	0	0.00	0.00	1	0.24	0.24	3	0.54	0.24
6	CANARA BANK	3	0.72	0.00	0	0.00	0.00	0	0.00	0.00	3	0.72	0.00
7	CENTRAL BANK OF INDIA	140	42.08	0.01	5	0.74	0.00	409	108.73	4.21	554	151.55	4.22
8	INDIAN BANK	1	0.12	0.00	0	0.00	0.00	12	3.52	0.00	13	3.64	0.00
9	INDIAN OVERSEAS BANK	4	0.69	0.30	0	0.00	0.00	80	16.73	10.12	84	17.42	10.42
10	PUNJAB NATIONAL BANK	4	1.14	1.14	1	0.46	0.00	14	3.52	2.70	19	5.11	3.84
11	STATE BANK OF INDIA	137	21.97	16.60	2	0.35	0.25	261	39.94	29.48	400	62.26	46.33
12	UCO BANK	4	1.74	1.14	0	0.00	0.00	26	8.00	6.31	30	9.74	7.46
13	UNION BANK OF INDIA	1	0.15	0.15	0	0.00	0.00	8	1.68	0.00	9	1.83	0.15
	Grand Total	300	69.87	19.68	8	1.55	0.25	875	197.73	53.31	1183	269.15	73.25

STATE LEVEL BANKER'S COMMITTEE, BIHAR													
(CONVENOR : STATE BANK OF INDIA)													
DISTRICT WISE PROGRESS UNDER STAND UP INDIA (RECEIVED FROM SIDBI) FY 2024-25 AS ON 31.12.2024													
													[Amount Rs. in Crore]
SL.NO.	DistrictName	SC			ST			Women (General)			Total		
		No Of A/Cs	Sanctioned Amt	Disbursement Amt	No Of A/Cs	Sanctioned Amt	Disbursement Amt	No Of A/Cs	Sanctioned Amt	Disbursement Amt	No Of A/Cs	Sanctioned Amt	Disbursement Amt
1	ARARIA	16	6.30	0.00	0	0.00	0.00	13	1.89	0.68	29	8.20	0.68
2	ARWAL	0	0.00	0.00	0	0.00	0.00	2	0.21	0.01	2	0.21	0.01
3	AURANGABAD	2	0.20	0.03	0	0.00	0.00	12	1.40	0.12	14	1.60	0.15
4	BANKA	3	0.40	0.10	0	0.00	0.00	5	0.84	0.31	8	1.24	0.41
5	BEGUSARAI	20	2.50	2.13	0	0.00	0.00	17	5.72	3.46	37	8.22	5.59
6	BHAGALPUR	9	2.55	1.06	0	0.00	0.00	44	8.30	4.57	53	10.85	5.63
7	BHOJPUR	3	0.37	0.16	0	0.00	0.00	17	2.55	1.40	20	2.92	1.55
8	BUXAR	0	0.00	0.00	0	0.00	0.00	10	1.49	0.72	10	1.49	0.72
9	DARBHANGA	11	3.05	0.71	1	0.15	0.00	29	8.57	2.19	41	11.77	2.90
10	GAYA	17	2.79	2.75	0	0.00	0.00	24	6.11	2.04	41	8.90	4.79
11	GOPALGANJ	0	0.00	0.00	0	0.00	0.00	34	8.52	0.61	34	8.52	0.61
12	JAMUI	2	0.26	0.10	0	0.00	0.00	3	0.32	0.00	5	0.59	0.10
13	JEHANABAD	1	0.28	0.28	0	0.00	0.00	2	0.60	0.10	3	0.88	0.38
14	KAIMUR (BHABUA)	3	0.35	0.00	0	0.00	0.00	8	1.13	0.48	11	1.48	0.48
15	KATI HAR	10	1.38	0.00	2	0.60	0.00	32	4.82	0.99	44	6.80	0.99
16	KHAGARIA	6	1.83	0.15	0	0.00	0.00	19	4.33	0.65	25	6.16	0.80
17	KISHANGANJ	4	0.99	0.00	1	0.10	0.00	5	1.89	0.00	10	2.98	0.00
18	LAKHISARAI	2	0.23	0.18	0	0.00	0.00	3	0.37	0.11	5	0.60	0.29
19	MADHEPURA	6	2.36	0.11	1	0.10	0.00	13	3.39	1.14	20	5.85	1.25
20	MADHUBANI	11	1.62	1.15	0	0.00	0.00	13	2.12	0.43	24	3.73	1.58
21	MUNGER	3	0.41	0.38	0	0.00	0.00	12	3.36	2.21	15	3.77	2.58
22	MUZAFFARPUR	12	3.69	0.21	0	0.00	0.00	73	20.06	4.36	85	23.74	4.56
23	NALANDA	10	2.00	1.89	0	0.00	0.00	22	3.92	1.49	32	5.92	3.38
24	NAWADA	3	0.74	0.63	0	0.00	0.00	11	3.43	1.07	14	4.17	1.70
25	PASHCHIM CHAMPARAN	13	2.87	0.28	1	0.25	0.00	24	3.73	1.55	38	6.84	1.83
26	PATNA	32	6.62	3.91	0	0.00	0.00	139	33.99	9.99	171	40.61	13.90
27	PURBI CHAMPARAN	28	9.62	0.11	2	0.35	0.25	32	6.54	2.56	62	16.51	2.91
28	PURNIA	16	4.36	0.00	0	0.00	0.00	36	9.18	1.60	52	13.53	1.60
29	ROHTAS	4	0.47	0.00	0	0.00	0.00	15	2.50	1.04	19	2.97	1.05
30	SAHARSA	2	0.25	0.00	0	0.00	0.00	22	4.25	0.66	24	4.50	0.66
31	SAMASTIPUR	19	4.53	0.89	0	0.00	0.00	35	9.12	2.06	54	13.65	2.95
32	SARAN	0	0.00	0.00	0	0.00	0.00	54	12.44	1.60	54	12.44	1.60
33	SHEIKHPURA	2	0.55	0.11	0	0.00	0.00	3	1.04	0.00	5	1.59	0.11
34	SHEOHAR	0	0.00	0.00	0	0.00	0.00	2	0.26	0.11	2	0.26	0.11
35	SITAMARHI	8	2.25	1.61	0	0.00	0.00	16	3.79	0.51	24	6.04	2.12
36	SIWAN	4	0.47	0.33	0	0.00	0.00	37	6.78	1.69	41	7.25	2.01
37	SUPAUL	6	1.01	0.00	0	0.00	0.00	14	3.88	0.07	20	4.88	0.07
38	VAISHALI	12	2.60	0.44	0	0.00	0.00	23	4.90	0.75	35	7.49	1.19
Grand Total		300	69.87	19.68	8	1.55	0.25	875	197.73	53.31	1183	269.15	73.25

STATE LEVEL BANKER'S COMMITTEE, BIHAR													
(CONVENOR : STATE BANK OF INDIA)													
STAND UP INDIA BANK-WISE AS ON 31.12.2024 SINCE INCEPTION (RECEIVED FROM SIDBI)													
													[Amount Rs. in Crore]
SL.NO.	Bank Name	SC			ST			Women (General)			Total		
		No Of A/Cs	Sanctioned Amt	Disbursement Amt	No Of A/Cs	Sanctioned Amt	Disbursement Amt	No Of A/Cs	Sanctioned Amt	Disbursement Amt	No Of A/Cs	Sanctioned Amt	Disbursement Amt
	Private Sector Banks												
1	HDFC BANK LTD	14	2.73	0.00	3	0.56	0.00	294	65.45	1.62	311	68.74	1.62
2	ICICI BANK LTD	0	0.00	0.00	0	0.00	0.00	14	3.73	3.73	14	3.73	3.73
3	IDBI BANK LTD	13	2.23	1.78	0	0.00	0.00	61	13.15	7.78	74	15.38	9.55
4	INDUSIND BANK LIMITED	2	0.36	0.36	0	0.00	0.00	13	2.58	2.26	15	2.94	2.62
5	KOTAK MAHINDRA BANK	8	2.83	1.49	0	0.00	0.00	14	5.43	4.15	22	8.26	5.64
6	THE FEDERAL BANK LTD	0	0.00	0.00	0	0.00	0.00	5	1.63	0.00	5	1.63	0.00
7	YES BANK LTD	1	0.18	0.18	0	0.00	0.00	0	0.00	0.00	1	0.18	0.18
	Public Sector Banks												
8	BANK OF BARODA	90	16.66	15.18	2	0.32	0.32	353	71.77	59.01	445	88.75	74.51
9	BANK OF INDIA	51	7.15	6.20	2	0.24	0.24	844	127.63	111.18	897	135.02	117.62
10	BANK OF MAHARASHTRA	7	1.55	0.00	0	0.00	0.00	71	11.65	3.88	78	13.19	3.88
11	CANARA BANK	75	11.49	3.49	10	1.91	0.59	533	114.17	67.24	618	127.57	71.32
12	CENTRAL BANK OF INDIA	162	47.12	2.00	8	1.53	0.40	697	186.57	44.16	867	235.23	46.57
13	INDIAN BANK	61	12.92	10.84	9	1.95	1.20	325	69.73	57.72	395	84.60	69.76
14	INDIAN OVERSEAS BANK	4	0.69	0.30	1	0.11	0.04	123	23.54	13.47	128	24.33	13.81
15	PUNJAB AND SIND BANK	1	0.10	0.00	1	0.10	0.10	28	6.14	1.90	30	6.34	2.00
16	PUNJAB NATIONAL BANK	93	16.48	5.17	21	4.32	1.10	762	146.69	59.27	876	167.48	65.53
17	STATE BANK OF INDIA	347	54.39	43.81	25	3.42	2.78	2621	455.29	360.78	2993	513.10	407.37
18	UCO BANK	24	5.95	4.19	4	0.85	0.55	262	69.50	61.92	290	76.31	66.66
19	UNION BANK OF INDIA	21	3.55	1.06	5	0.90	0.60	348	71.89	32.59	374	76.34	34.25
	Regional Rural Banks												
20	Dakshin Bihar Gramin Bank	146	24.44	8.56	0	0.00	0.00	206	38.16	20.75	352	62.60	29.31
21	UTTAR BIHAR GRAMIN BANK	9	0.90	0.37	0	0.00	0.00	39	5.23	2.80	48	6.13	3.17
	Grand Total	1129	211.73	104.99	91	16.21	7.91	7613	1489.93	916.20	8833	1717.86	1029.10

STATE LEVEL BANKER'S COMMITTEE, BIHAR													
(CONVENOR : STATE BANK OF INDIA)													
STAND UP INDIA DISTRICT-WISE AS ON 31.12.2024 SINCE INCEPTION (RECEIVED FROM SIDBI)													
[Amount Rs. in Crore]													
S.N	District Name	SC			ST			Women (General)			Total		
		No Of A/Cs	Sanctioned Amt	Disbursement Amt	No Of A/Cs	Sanctioned Amt	Disbursement Amt	No Of A/Cs	Sanctioned Amt	Disbursement Amt	No Of A/Cs	Sanctioned Amt	Disbursement Amt
1	ARARIA	34	9.24	2.24	1	0.14	0.04	94	14.35	7.16	129	23.74	9.43
2	ARWAL	7	0.96	0.59	0	0.00	0.00	38	4.87	2.29	45	5.82	2.88
3	AURANGABAD	24	4.36	1.04	2	0.24	0.03	193	34.59	21.49	219	39.19	22.56
4	BANKA	15	2.31	1.18	1	0.14	0.14	88	17.73	12.40	104	20.18	13.72
5	BEGUSARAI	44	6.52	4.39	4	0.70	0.30	286	61.07	45.74	334	68.29	50.43
6	BHAGALPUR	34	5.89	2.85	2	0.45	0.00	323	59.30	34.76	359	65.65	37.60
7	BHOJPUR	17	3.11	1.80	4	0.84	0.06	195	35.54	20.03	216	39.49	21.89
8	BUXAR	5	0.87	0.43	1	0.30	0.00	99	16.32	10.81	105	17.49	11.24
9	DARBHANGA	25	5.15	1.61	7	1.27	0.44	205	42.49	24.67	237	48.92	26.73
10	GAYA	67	11.66	7.47	2	0.21	0.03	366	67.78	44.44	435	79.65	51.93
11	GOPALGANJ	11	2.56	1.93	2	0.61	0.23	121	26.62	13.30	134	29.78	15.46
12	JAMUI	13	2.10	1.28	2	0.24	0.20	67	12.56	8.27	82	14.89	9.75
13	JEHANABAD	14	2.31	0.75	0	0.00	0.00	61	9.47	4.57	75	11.79	5.32
14	KAIMUR (BHABUA)	20	2.91	0.79	0	0.00	0.00	112	19.81	12.66	132	22.72	13.45
15	KATIHAR	24	3.81	1.83	5	1.04	0.20	154	23.75	15.80	183	28.59	17.84
16	KHAGARIA	20	3.92	1.06	1	0.25	0.00	111	23.23	10.97	132	27.41	12.03
17	KISHANGANJ	18	4.09	2.62	1	0.10	0.00	44	9.43	4.52	63	13.62	7.13
18	LAKHISARAI	11	1.66	0.95	0	0.00	0.00	43	8.65	5.90	54	10.32	6.85
19	MADHEPURA	12	3.10	0.62	2	0.31	0.21	79	12.36	5.87	93	15.76	6.70
20	MADHUBANI	31	4.76	2.66	1	0.20	0.00	212	34.69	25.90	244	39.65	28.56
21	MUNGER	18	2.68	0.91	0	0.00	0.00	111	21.15	10.79	129	23.83	11.70
22	MUZAFFARPUR	58	11.20	5.10	6	0.87	0.74	447	98.19	63.82	511	110.26	69.66
23	NALANDA	38	6.27	4.40	2	0.29	0.16	224	42.56	26.65	264	49.12	31.21
24	NAWADA	15	2.87	1.65	2	0.23	0.03	127	23.11	14.31	144	26.20	15.99
25	PASHCHIM CHAMPARAN	21	3.93	0.51	2	0.38	0.10	135	26.79	16.04	158	31.10	16.66
26	PATNA	211	38.99	27.18	15	1.87	1.60	1712	365.12	226.77	1938	405.98	255.54
27	PURBI CHAMPARAN	40	12.06	1.41	5	1.35	1.14	189	31.96	18.78	234	45.37	21.34
28	PURNIA	36	7.66	2.19	1	0.18	0.18	251	59.70	36.08	288	67.53	38.45
29	ROHTAS	32	4.73	1.14	3	0.67	0.29	197	43.52	29.06	232	48.93	30.49
30	SAHARSA	8	1.11	0.59	1	0.15	0.15	146	25.26	11.95	155	26.52	12.69
31	SAMASTIPUR	48	8.97	3.34	4	0.83	0.30	270	56.70	38.05	322	66.50	41.68
32	SARAN	18	3.13	2.00	4	0.56	0.42	234	45.00	24.53	256	48.69	26.95
33	SHEIKHPURA	18	2.88	0.60	2	0.71	0.71	46	8.67	5.29	66	12.26	6.60
34	SHEOHAR	3	0.36	0.09	0	0.00	0.00	33	5.62	4.30	36	5.98	4.38
35	SITAMARHI	25	5.97	5.19	0	0.00	0.00	108	19.13	11.16	133	25.10	16.35
36	SIWAN	30	4.72	2.63	3	0.54	0.21	173	30.06	16.12	206	35.32	18.95
37	SUPAUL	24	4.25	1.79	2	0.40	0.02	107	17.20	7.32	133	21.85	9.13
38	VAISHALI	40	8.68	6.18	1	0.14	0.00	212	35.56	23.65	253	44.38	29.83
Grand Total		1129	211.73	104.99	91	16.21	7.91	7613	1489.93	916.20	8833	1717.86	1029.10

STATE LEVEL BANKER'S COMMITTEE, BIHAR							
CONVENOR : STATE BANK OF INDIA							
Bank wise PM Svanidhi 1st tranch details of disposal of applications as on 31-12-2024 (Rs. 10,000)							
Sr. No	Bank Name	No. of Application	No. of Applications Sanctioned	No. of Application Pending for Sanction	No. of application Disbursed	No. of Application Pending for Disbursement	Returned by Bank (but can be processed again)
		A	B	C (A-B)	D	E (B-D)	F
1	Axis Bank	350	9	341	8	1	3
2	Bandhan Bank Ltd.	641	1	640	1	0	316
3	Bank of Baroda	18202	12950	5252	11719	1231	4677
4	Bank of India	14771	10712	4059	10690	22	3203
5	Bank of Maharashtra	2478	2069	409	2017	52	394
6	Canara Bank	9163	7308	1855	6765	543	1852
7	Central Bank of India	11946	7367	4579	7184	183	3459
8	Federal Bank	85	10	75	10	0	32
9	HDFC Bank	4496	702	3794	679	23	3630
10	ICICI Bank	137	9	128	7	2	63
11	IDBI Bank	922	277	645	225	52	290
12	IDFC FIRST Bank Ltd.	3	0	3	0	0	0
13	Indian Bank	14333	9924	4409	9880	44	3040
14	Indian Overseas Bank	2691	2140	551	2072	68	388
15	IndusInd Bank	139	3	136	2		16
16	Jammu & Kashmir Bank Ltd	34	29	5	29	0	3
17	Jana Small Finance Bank	2	1	1	1	0	0
18	Karnataka Bank Ltd	11	8	3	4	2	2
19	Karur Vysya Bank Ltd	3	0	3	0	0	0
20	Kotak Mahindra Bank Limited	294	6	288	5	1	38
21	Punjab and Sind Bank	656	571	85	569	2	63
22	Punjab National Bank	31119	23361	7758	20688	2673	7411
23	Dakshin Bihar Gramin Bank	6824	2609	4215	2174	435	3514
24	SOUTH INDIAN BANK	12	0	12	0	0	8
25	State Bank of India	53736	41377	12359	40125	1252	11987
26	Bihar State Co-Operative Bank	87	44	43	44	0	20
27	UCO Bank	5579	3369	2210	3367	2	1789
28	Ujjivan Small Finance Bank	191	5	186	4	1	34
29	Union Bank of India	9534	6429	3105	6023	406	2449
30	Unity Small Finance Bank Ltd.	10	2	8	2	0	3
31	Utkarsh Small Finance Bank	4384	3120	1264	3025	95	181
32	Uttar Bihar Gramin Bank	2172	995	1177	990	5	1124
33	Yes Bank Ltd.	2	0	2	0	0	1
	Total (Including Others)	195603	135642	60006	128562	7096	50447

STATE LEVEL BANKER'S COMMITTEE, BIHAR

CONVENOR : STATE BANK OF INDIA

Bank wise PM Svanidhi 2nd tranch details of disposal of applications as on 31-12-2024 (Rs. 20,000)

Sr. No	Bank Name	No. of Application	No. of Applications Sanctioned	No. of Application Pending for Sanction	No. of application Disbursed	No. of Application Pending for Disbursement	Returned by Bank (but can be processed again)
		A	B	C (A-B)	D	E (B-D)	F
1	Axis Bank	0	0	0	0	0	0
2	Bandhan Bank Ltd.	1	0	1	0	0	0
3	Bank of Baroda	3319	2190	1129	1992	198	906
4	Bank of India	3566	2103	1463	2089	14	1407
5	Bank of Maharashtra	486	370	116	338	32	108
6	Canara Bank	3842	2807	1035	2425	382	1035
7	Central Bank of India	3917	1759	2158	1699	60	1389
8	Federal Bank	3	1	2	1	0	0
9	HDFC Bank	392	132	260	38	94	253
10	ICICI Bank	3	0	3	0	0	0
11	IDBI Bank	96	52	44	46	6	18
12	IDFC FIRST Bank Ltd.	0	0	0	0	0	0
13	Indian Bank	3361	2162	1199	2104	58	1026
14	Indian Overseas Bank	985	683	302	574	109	184
15	IndusInd Bank	0	0	0	0	0	0
16	Jammu & Kashmir Bank	15	12	3	12	0	0
17	Jana Small Finance Bank	1	0	1	0	0	0
18	Karnataka Bank Ltd	2	0	2	0	0	2
19	Karur Vysya Bank Ltd	0	0	0	0	0	0
20	Kotak Mahindra Bank Limited	2	1	1	1	0	0
21	Punjab and Sind Bank	108	93	15	92	1	14
22	Punjab National Bank	4786	3565	1221	2951	614	1055
23	Dakshin Bihar Gramin Bank	999	506	493	401	105	441
24	SOUTH INDIAN BANK	0	0	0	0	0	0
25	State Bank of India	19409	11797	7612	10539	1258	7408
26	Bank Ltd	15	0	15	0	0	0
27	UCO Bank	1255	880	375	878	2	340
28	Ujjivan Small Finance Bank	3	0	3	0	0	0
29	Union Bank of India	2423	1575	848	1472	103	644
30	Unity Small Finance Bank	1	0	1	0	0	1
31	Utkarsh Small Finance Bank	1399	1331	68	1305	37	2
32	Uttar Bihar Gramin Bank	417	200	217	200	0	216
33	Yes Bank Ltd.	0	0	0	0	0	0
	Total (Including Others)	50999	32240	18655	29175	3076	16470

STATE LEVEL BANKER'S COMMITTEE, BIHAR

CONVENOR : STATE BANK OF INDIA

Bank wise PM Svanidhi 3rd tranche details of disposal of applications as on 31-12-2024 (Rs. 50,000)

Sr. No	Bank Name	No. of Application	No. of Applications Sanctioned	No. of Application Pending for Sanction	No. of application Disbursed	No. of Application Pending for Disbursement	Returned by Bank (but can be processed again)
		A	B	C (A-B)	D	E (B-D)	F
1	Axis Bank	0	0	0	0	0	0
2	Bandhan Bank Ltd.	0	0	0	0	0	0
3	Bank of Baroda	425	338	87	312	26	44
4	Bank of India	348	263	85	262	1	71
5	Bank of Maharashtra	34	27	7	27	0	7
6	Canara Bank	1005	685	320	616	69	320
7	Central Bank of India	471	256	215	241	15	134
8	Federal Bank	0	0	0	0	0	0
9	HDFC Bank	0	0	0	0	0	0
10	ICICI Bank	0	0	0	0	0	0
11	IDBI Bank	13	9	4	5	4	0
12	IDFC FIRST Bank Ltd.	0	0	0	0	0	0
13	Indian Bank	407	332	75	321	11	53
14	Indian Overseas Bank	185	116	69	103	13	39
15	IndusInd Bank	0	0	0	0	0	0
16	Jammu & Kashmir Bank Ltd	0	0	0	0	0	0
17	Jana Small Finance Bank	0	0	0	0	0	0
18	Karnataka Bank Ltd	0	0	0	0	0	0
19	Karur Vysya Bank Ltd	0	0	0	0	0	0
20	Kotak Mahindra Bank Limited	0	0	0	0	0	0
21	Punjab and Sind Bank	26	24	2	23	1	1
22	Punjab National Bank	574	456	118	336	120	116
23	Dakshin Bihar Gramin Bank	159	93	66	78	15	58
24	SOUTH INDIAN BANK	0	0	0	0	0	0
25	State Bank of India	3201	1784	1417	1506	278	1358
26	Ltd	0	0	0	0	0	0
27	UCO Bank	214	177	37	176	1	28
28	Ujjivan Small Finance Bank	0	0	0	0	0	0
29	Union Bank of India	359	180	179	160	20	119
30	Unity Small Finance Bank Ltd.	0	0	0	0	0	0
31	Utkarsh Small Finance Bank	232	228	4	226	2	0
32	Uttar Bihar Gramin Bank	48	32	16	32	0	14
33	Yes Bank Ltd.	0	0	0	0	0	0
Total (Including Others)		7719	5012	2707	4429	583	2374

STATE LEVEL BANKER'S COMMITTEE, BIHAR

CONVENOR : STATE BANK OF INDIA

Bank wise PM Svanidhi All tranche details of disposal of applications as on 31-12-2024

Sr. No	Bank Name	No. of Application	No. of Applications Sanctioned	No. of Application Pending for Sanction	No. of application Disbursed	No. of Application Pending for Disbursement	Returned by Bank (but can be processed again)
		A	B	C (A-B)	D	E (B-D)	F
1	Axis Bank	350	9	341	8	1	3
2	Bandhan Bank Ltd.	642	1	641	1	0	316
3	Bank of Baroda	21946	15478	6468	14023	1455	5627
4	Bank of India	18685	13078	5607	13041	37	4681
5	Bank of Maharashtra	2998	2466	532	2382	84	509
6	Canara Bank	14010	10800	3210	9806	994	3207
7	Central Bank of India	16334	9382	6952	9124	258	4982
8	Federal Bank	88	11	77	11	0	32
9	HDFC Bank	4888	834	4054	717	117	3883
10	ICICI Bank	140	9	131	7	2	63
11	IDBI Bank	1031	338	693	276	62	308
12	IDFC FIRST Bank Ltd.	3	0	3	0	0	0
13	Indian Bank	18101	12418	5683	12305	113	4119
14	Indian Overseas Bank	3861	2939	922	2749	190	611
15	IndusInd Bank	139	3	136	2	0	16
16	Jammu & Kashmir Bank Ltd	49	41	8	41	0	3
17	Jana Small Finance Bank	3	1	2	1	0	0
18	Karnataka Bank Ltd	13	8	5	4	2	4
19	Karur Vysya Bank Ltd	3	0	3	0	0	0
20	Kotak Mahindra Bank Limited	296	7	289	6	1	38
21	Punjab and Sind Bank	790	688	102	684	4	78
22	Punjab National Bank	36479	27382	9097	23975	3407	8582
23	Dakshin Bihar Gramin Bank	7982	3208	4774	2653	555	4013
24	SOUTH INDIAN BANK	12	0	12	0	0	8
25	State Bank of India	76346	54958	21388	52170	2788	20753
26	Bihar State Co-Operative bank Ltd	102	44	58	44	0	20
27	UCO Bank	7048	4426	2622	4421	5	2157
28	Ujjivan Small Finance Bank	194	5	189	4	1	34
29	Union Bank of India	12316	8184	4132	7655	529	3212
30	Unity Small Finance Bank Ltd.	11	2	9	2	0	4
31	Utkarsh Small Finance Bank	6015	4679	1336	4556	134	183
32	Uttar Bihar Gramin Bank	2637	1227	1410	1222	5	1354
33	Yes Bank Ltd.	2	0	2	0	0	1
	Total (Including Others)	254321	172894	81368	162166	10755	69291

STATE LEVEL BANKER'S COMMITTEE, BIHAR										
CONVENOR : STATE BANK OF INDIA										
AGRICULTURE INFRASTRUCTURE FUND (AIF) STATUS (SINCE INCEPTION) AS ON 31.12.2024 (RECEIVED FROM AGRI DEPT. GoB)										
Sl. No.	Bank Name	Approved	Denied By PMU	Disbursed	Pending Information	Rejected By Lis	Submitted	Verified By StCB	Verified By GoI	Grand Total
1	AXIS BANK	0	7	1	9	4	1	0	9	31
2	BANDHAN BANK LTD	0	0	0	0	0	0	0	1	1
3	BANK OF BARODA	7	9	34	18	26	0	0	10	104
4	BANK OF INDIA	5	3	106	24	30	0	0	11	179
5	BANK OF MAHARASHTRA	0	0	3	1	1	0	0	0	5
6	CANARA BANK	1	5	99	31	17	0	0	1	154
7	CENTRAL BANK OF INDIA	15	14	7	25	12	1	0	0	74
8	DAKSHIN BIHAR GRAMIN BANK	1	2	3	5	5	0	0	1	17
9	HDFC BANK	20	19	75	28	46	0	0	26	214
10	ICICI BANK	0	1	3	6	9	0	0	1	20
11	IDBI BANK LTD	1	0	14	2	4	0	0	1	22
12	IDFC FIRST BANK LTD.	0	0	0	1	0	0	0	0	1
13	INDIAN BANK	1	7	38	23	12	0	0	0	81
14	INDIAN OVERSEAS BANK	0	2	2	1	0	0	0	0	5
15	J&K BANK	0	0	0	2	0	0	0	0	2
16	KARNATAKA BANK	0	0	2	1	0	0	0	2	5
17	KOTAK MAHINDRA BANK	0	1	1	2	1	0	0		5
18	PUNJAB NATIONAL BANK	67	28	156	59	99	0	0	15	424
19	STATE BANK OF INDIA	153	27	353	199	159	0	0	46	937
20	STATE CO-OPERATIVE BANK	0	0	4	2	1	0	1	6	15
21	THE FEDERAL BANK LTD	0	0	1	0	1	0	0	0	2
22	UCO BANK	8	1	49	15	21	0	0	1	95
23	UNION BANK OF INDIA	7	7	13	20	19	0	0	7	73
24	UTTAR BIHAR GRAMIN BANK	0	1	7	6	1	0	0	1	16
25	YES BANK LTD	0	1	0	0	1	0	0	0	2
26	OTHERS	0	1	0	1	6	0	0	2	10
GRAND TOTAL		286	136	971	481	475	2	1	141	2494

STATE LEVEL BANKERS' COMMITTEE BIHAR, PATNA					
(CONVENOR- STATE BANK OF INDIA)					
REPORT ON BANK WISE DEPOSITS , ADVANCES & C:D RATIO FY : 2024 - 25 AS ON : 31.12.2024					
(Rs. In Crore)					
SL. NO	BANK NAME	NO. OF BRANCHES	DEPOSITS	ADVANCES (INCL O/S BIHAR)	C:D RATIO (%)
	LEAD BANKS				
1	STATE BANK OF INDIA	1033	170654.93	73616.50	43.14
2	BANK OF BARODA	303	24723.43	12863.23	52.03
3	CANARA BANK	326	36231.23	16636.60	45.92
4	CENTRAL BANK OF INDIA	428	28152.26	12443.14	44.20
5	PUNJAB NATIONAL BANK	707	59484.32	24449.71	41.10
6	UNION BANK OF INDIA	236	15648.60	6381.76	40.78
7	UCO BANK	242	12708.83	5570.84	43.83
	OTHER BANKS				
8	BANK OF INDIA	349	29763.52	13000.89	43.68
9	BANK OF MAHARASHTRA	61	1562.10	3310.18	211.91
10	INDIAN BANK	298	22861.44	11365.07	49.71
11	INDIAN OVERSEAS BANK	61	3968.79	1783.78	44.95
12	PUNJAB AND SIND BANK	21	686.00	357.10	52.06
	TOTAL PUBLIC SECTOR BANKS	4065	406445.45	181778.80	44.72
	PRIVATE BANKS				
13	AXIS BANK	150	16138.31	11886.79	73.66
14	BANDHAN BANK	676	5117.47	9686.48	189.28
15	FEDERAL BANK	11	801.74	572.01	71.35
16	HDFC BANK	196	24765.84	23575.41	95.19
17	ICICI BANK	154	17888.13	17501.16	97.84
18	IDBI BANK	76	6620.80	2795.07	42.22
19	INDUSIND BANK	58	4513.05	9937.01	220.18
20	J & K BANK	1	167.44	30.29	18.09
21	KARNATAKA BANK	1	34.44	22.88	66.43
22	KOTAK MAHINDRA BANK	28	2059.35	2706.75	131.44
23	SOUTH INDIAN BANK	1	294.94	8.19	2.78
24	YES BANK	7	642.57	814.60	126.77
25	KARUR VYSYA BANK	1	17.61	15.58	88.47
26	IDFC FIRST BANK	13	1242.27	1211.91	97.56
27	RBL BANK	6	272.21	2748.30	1009.62
	TOTAL PRIVATE SECTOR BANKS	1379	80576.17	83512.43	103.64
	Total COMM. BANKS	5444	487021.62	265291.23	54.47
	CO-OPERATIVE BANKS				
28	STATE CO-OP. BANK	303	6430.17	5734.07	89.17
	TOTAL CO-OPERATIVE BANKS	303	6430.17	5734.07	89.17
	REGIONAL RURAL BANKS				
29	DAKSHIN BIHAR GRAMIN BANK	1078	26010.14	12912.16	49.64
30	UTTAR BIHAR GRAMIN BANK	1026	19609.98	14997.27	76.48
	TOTAL REGIONAL RURAL BANKS	2104	45620.12	27909.43	61.18
	SMALL FINANCE BANK				
31	JANA SMALL FIN. BANK	22	412.07	1067.78	259.13
32	UJJIVAN SMALL FIN. BANK	53	890.25	1908.52	214.38
33	UTKARSH SMALL FIN. BANK	250	912.48	5036.82	551.99
34	ESAF SMALL FIN. BANK	11	127.72	294.62	230.68
35	UNITY SMALL FINANCE BANK	26	0.01	615.53	6155300.00
	TOTAL SMALL FINANCE BANK	362	2342.53	8923.27	380.92
	TOTAL	8213	541414.44	307858.00	56.86
	RIDF			9362.12	
	TOTAL (ADVANCE + RIDF)	8213	541414.44	317220.12	58.59

STATE LEVEL BANKERS' COMMITTEE BIHAR, PATNA

(CONVENOR- STATE BANK OF INDIA) FY : 2024 - 25

REPORT ON DISTRICT WISE DEPOSITS , ADVANCES & C:D RATIO FY 2024-25 AS ON : 31.12.2024

No. in Actual and Amount in Crore

SR.NO.	Name of District	Branch	Deposits	Advances	CD Ratio
1	ARARIA	167	5837.44	5344.91	91.56
2	ARWAL	67	2340.25	1067.19	45.60
3	AURANGABAD	207	9607.54	5954.49	61.98
4	BANKA	133	5305.92	2795.37	52.68
5	BEGUSARAI	235	12518.27	9301.48	74.30
6	BHAGALPUR	293	19015.11	9613.68	50.56
7	BHOJPUR	245	13730.76	5821.38	42.40
8	BUXAR	159	7751.61	3448.23	44.48
9	DARBHANGA	257	16211.66	8376.99	51.67
10	GAYA	328	22124.28	12221.32	55.24
11	GOPALGANJ	199	10413.23	5096.55	48.94
12	JAMUI	129	5865.50	2880.43	49.11
13	JEHANABAD	99	4809.06	2111.37	43.90
14	KAIMUR (BHABUA)	130	5115.47	3082.52	60.26
15	KATIHAR	193	8844.40	6689.23	75.63
16	KHAGARIA	119	4776.47	3079.20	64.47
17	KISHANGANJ	114	4432.38	3471.82	78.33
18	LAKHISARAI	91	3967.07	1823.51	45.97
19	MADHEPURA	122	4654.46	3562.68	76.54
20	MADHUBANI	287	11867.49	6524.64	54.98
21	MUNGER	142	9220.12	3130.73	33.96
22	MUZAFFARPUR	407	25296.58	18828.53	74.43
23	NALANDA	262	14341.72	5986.17	41.74
24	NAWADA	158	7134.94	3767.36	52.80
25	PASHCHIM CHAMPARAN	230	8569.91	7253.30	84.64
26	PATNA	1008	177854.75	84994.69	47.79
27	PURBI CHAMPARAN	313	13329.08	10961.04	82.23
28	PURNIA	240	9970.46	9419.12	94.47
29	ROHTAS	251	12954.00	6742.37	52.05
30	SAHARSA	105	5732.87	3851.56	67.18
31	SAMASTIPUR	307	14135.14	8983.59	63.56
32	SARAN	273	16287.15	7410.82	45.50
33	SHEIKHPURA	65	2787.51	1366.57	49.02
34	SHEOHAR	46	1407.94	1022.44	72.62
35	SITAMARHI	176	8590.35	5267.26	61.32
36	SIWAN	264	15724.52	7730.83	49.16
37	SUPAUL	127	5240.88	3698.60	70.57
38	VAISHALI	265	13648.15	10641.58	77.97
TOTAL		8213	541414.44	303323.55	56.02
ADVANCES GRANTED TO UNITS FUNCTIONAL IN BIHAR BY BRANCHES OPERATING OUTSIDE THE STATE					
1	STATE BANK OF INDIA			3568.80	
2	CANARA BANK			432.59	
3	UNION BANK OF INDIA			235.00	
4	RBL			233.06	
5	IDBI			65.00	
TOTAL ADVANCE GRANTED FROM OUTSIDE STATE				4534.45	

STATE LEVEL BANKERS' COMMITTEE BIHAR, PATNA

(CONVENOR- STATE BANK OF INDIA)

BANKWISE DEPOSIT,CREDIT,CD RATIO AND MARKET SHARE FY : 2024 - 25 AS ON 31.12.2024

(Rs. In Crore)

SL. NO	BANK NAME	DEPOSITS	ADVANCES	C:D Rat	M.SHARE (DEPOSIT)	M.SHARE (ADVANCES)
	LEAD BANKS					
1	STATE BANK OF INDIA	170654.93	70047.7	41.05	31.52	23.09
2	BANK OF BARODA	24723.43	12863.23	52.03	4.57	4.24
3	CANARA BANK	36231.23	16204.01	44.72	6.69	5.34
4	CENTRAL BANK OF INDIA	28152.26	12443.14	44.20	5.20	4.10
5	PUNJAB NATIONAL BANK	59484.32	24449.71	41.10	10.99	8.06
6	UNION BANK OF INDIA	15648.6	6146.76	39.28	2.89	2.03
7	UCO BANK	12708.83	5570.84	43.83	2.35	1.84
	OTHER BANKS					
8	BANK OF INDIA	29763.52	13000.89	43.68	5.50	4.29
9	BANK OF MAHARASHTRA	1562.1	3310.18	211.91	0.29	1.09
10	INDIAN BANK	22861.44	11365.07	49.71	4.22	3.75
11	INDIAN OVERSEAS BANK	3968.79	1783.78	44.95	0.73	0.59
12	PUNJAB AND SIND BANK	686	357.1	52.06	0.13	0.12
	TOTAL PUBLIC SECTOR BANKS	406445.45	177542.41	43.68	75.07	58.53
	PRIVATE BANKS					
13	AXIS BANK	16138.31	11886.79	73.66	2.98	3.92
14	BANDHAN BANK	5117.47	9686.48	189.28	0.95	3.19
15	FEDERAL BANK	801.74	572.01	71.35	0.15	0.19
16	HDFC BANK	24765.84	23575.41	95.19	4.57	7.77
17	ICICI BANK	17888.13	17501.16	97.84	3.30	5.77
18	IDBI BANK	6620.8	2730.07	41.23	1.22	0.90
19	INDUSIND BANK	4513.05	9937.01	220.18	0.83	3.28
20	J & K BANK	167.44	30.29	18.09	0.03	0.01
21	KARNATAKA BANK	34.44	22.88	66.43	0.01	0.01
22	KOTAK MAHINDRA BANK	2059.35	2706.75	131.44	0.38	0.89
23	SOUTH INDIAN BANK	294.94	8.19	2.78	0.05	0.00
24	YES BANK	642.57	814.6	126.77	0.12	0.27
25	KARUR VYSYA BANK	17.61	15.58	88.47	0.00	0.01
26	IDFC FIRST BANK	1242.27	1211.91	97.56	0.23	0.40
27	RBL BANK	272.21	2515.24	924.01	0.05	0.83
	TOTAL PRIVATE SECTOR BANKS	80576.17	83214.37	103.27	14.88	27.43
	Total COMM. BANKS	487021.62	260756.78	53.54	89.95	85.97
	CO-OPERATIVE BANKS					
28	STATE CO-OP. BANK	6430.17	5734.07	89.17	1.19	1.89
	TOTAL CO-OPERATIVE BANKS	6430.17	5734.07	89.17	1.19	1.89
	REGIONAL RURAL BANKS					
29	DAKSHIN BIHAR GRAMIN BANK	26010.14	12912.16	49.64	4.80	4.26
30	UTTAR BIHAR GRAMIN BANK	19609.98	14997.27	76.48	3.62	4.94
	TOTAL REGIONAL RURAL BANKS	45620.12	27909.43	61.18	8.43	9.20
	SMALL FINANCE BANK					
31	JANA SMALL FIN. BANK	412.07	1067.78	259.13	0.08	0.35
32	UJJIVAN SMALL FIN. BANK	890.25	1908.52	214.38	0.16	0.63
33	UTKARSH SMALL FIN. BANK	912.48	5036.82	551.99	0.17	1.66
34	ESAF SMALL FIN. BANK	127.72	294.62	230.68	0.02	0.10
35	UNITY SMALL FINANCE BANK	0.01	615.53	6155300.00	0.00	0.20
	TOTAL SMALL FINANCE BANK	2342.53	8923.27	380.92	0.43	2.94
	GRAND TOTAL	541414.44	303323.55	56.02	100.00	100.00

STATE LEVEL BANKERS' COMMITTEE BIHAR, PATNA

(CONVENOR- STATE BANK OF INDIA) FY : 2024 - 25

Cases Pending with District Authorities for Disposal under Section 14 of SARFAESI AS ON 31.12.2024

Amt. (in Crore)

SR.NO.	Bank Name	No of cases pending 30.09.2024		No. of cases filed during the quarter 31.12.2024		No. of cases disposed during the quarter 31.12.2024		No. of cases pending as at the end of the quarter 31.12.2024		Cases pending for 6 months or more as on 31.12.2024	
		No.	Amt.	No.	Amt.	No.	Amt.	No.	Amt.	No.	Amt.
	LEAD BANKS										
1	STATE BANK OF INDIA	19	2	12	2	12	1	19	3	12	1
2	BANK OF BARODA	22	18	34	38	26	22	30	34	9	18
3	CANARA BANK	14	2	0	0	0	0	14	2	5	1
4	CENTRAL BANK OF INDIA	194	24	104	14	19	3	279	35	0	0
5	PUNJAB NATIONAL BANK	200	19	38	6	20	3	218	23	78	25
6	UNION BANK OF INDIA	1	0	10	5	11	5	0	0	0	0
7	UCO BANK	15	2	4	1	0	0	19	3	0	0
	OTHER BANKS										
8	BANK OF INDIA	46	9	4	3	19	4	31	8	12	3
9	BANK OF MAHARASHTRA	0	0	0	0	0	0	0	0	0	0
10	INDIAN BANK	42	12	46	15	31	9	57	17	0	0
11	INDIAN OVERSEAS BANK	6	3	27	11	3	1	30	12	24	11
12	PUNJAB AND SIND BANK	0	0	0	0	0	0	0	0	0	0
	TOTAL PUBLIC SECTOR BANKS	559	91	279	95	141	49	697	137	140	59
	PRIVATE BANKS										
13	AXIS BANK	0	0	0	0	0	0	0	0	0	0
14	BANDHAN BANK	2	1	2	1	0	0	4	1	0	0
15	FEDERAL BANK	0	0	0	0	0	0	0	0	0	0
16	HDFC BANK	5	18	0	0	0	0	5	18	5	18
17	ICICI BANK	34	16	27	19	12	9	49	26	29	17
18	IDBI BANK	23	3	7	3	8	1	22	5	21	4
19	INDUSIND BANK	0	0	0	0	0	0	0	0	0	0
20	J & K BANK	0	0	0	0	0	0	0	0	0	0
21	KARNATAKA BANK	0	0	0	0	0	0	0	0	0	0
22	KOTAK MAHINDRA BANK	0	0	0	0	0	0	0	0	0	0
23	SOUTH INDIAN BANK	0	0	0	0	0	0	0	0	0	0
24	YES BANK	0	0	0	0	0	0	0	0	0	0
25	KARUR VYSYA BANK	0	0	0	0	0	0	0	0	0	0
26	IDFC FIRST BANK	0	0	0	0	0	0	0	0	0	0
27	RBL BANK	0	0	0	0	0	0	0	0	0	0
	TOTAL PRIVATE SECTOR BANKS	64	38	36	23	20	10	80	50	55	39
	Total COMM. BANKS	623	129	315	117	161	59	777	187	195	98
	CO-OPERATIVE BANKS										
28	STATE CO-OP. BANK	0	0	0	0	0	0	0	0	0	0
	TOTAL CO-OPERATIVE BANKS	0	0	0	0	0	0	0	0	0	0
	REGIONAL RURAL BANKS										
29	DAKSHIN BIHAR GRAMIN BANK	39	11	5	1	5	1	39	11	36	10
30	UTTAR BIHAR GRAMIN BANK	31	3	4	0	3	0	32	3	29	3
	TOTAL REGIONAL RURAL BANKS	70	14	9	1	8	1	71	13	65	13
	SMALL FINANCE BANK										
31	JANA SMALL FIN. BANK	0	0	0	0	0	0	0	0	0	0
32	UJJIVAN SMALL FIN. BANK	0	0	0	0	0	0	0	0	0	0
33	UTKARSH SMALL FIN. BANK	6	2	0	0	0	0	6	2	4	1
34	ESAF SMALL FIN. BANK	0	0	0	0	0	0	0	0	0	0
35	UNITY SMALL FINANCE BANK	0	0	0	0	0	0	0	0	0	0
	TOTAL SMALL FINANCE BANK	6	2	0	0	0	0	6	2	4	1
	GRAND TOTAL	699	144	324	118	169	61	854	202	264	112

STATE LEVEL BANKERS' COMMITTEE BIHAR, PATNA

(CONVENOR- STATE BANK OF INDIA) FY : 2024 - 25

Cases Pending with District Authorities for Disposal under Section 14 of SARFAESI AS ON 31.12.2024

Amt. (in Crore)

SR.NO.	District Name	No of cases pending 30.09.2024		No. of cases filed during the quarter 31.12.2024		No. of cases disposed during the quarter 31.12.2024		No. of cases pending as at the end of the quarter 31.12.2024		Cases pending for 6 months or more as on 31.12.2024	
		No.	Amt.	No.	Amt.	No.	Amt.	No.	Amt.	No.	Amt.
1	ARARIA	17	2	6	1	1	0	22	3	2	0
2	ARWAL	6	1	1	0	0	0	7	2	6	1
3	AURANGABAD	13	4	2	0	2	0	13	5	10	3
4	BANKA	1	0	3	0	1	0	3	1	1	0
5	BEGUSARAI	14	2	2	1	3	0	13	2	4	1
6	BHAGALPUR	14	19	9	2	2	1	21	20	11	19
7	BHOJPUR	6	13	15	14	4	13	17	14	7	12
8	BUXAR	11	3	0	0	8	3	3	0	2	0
9	DARBHANGA	30	7	7	3	3	1	34	9	11	5
10	GAYA	3	2	14	3	3	1	14	4	4	1
11	GOPALGANJ	26	3	6	2	2	0	30	4	8	0
12	JAMUI	4	0	0	0	0	0	4	0	2	0
13	JEHANABAD	8	1	1	0	4	1	5	1	0	0
14	KAIMUR (BHABUA)	9	3	7	8	14	9	2	1	0	0
15	KATIHAR	13	2	5	1	8	1	10	1	6	1
16	KHAGARIA	4	1	5	3	2	1	7	2	4	1
17	KISHANGANJ	11	1	26	2	6	1	31	3	5	0
18	LAKHISARAI	3	1	6	2	1	0	8	2	1	1
19	MADHEPURA	7	1	3	0	0	0	10	2	2	1
20	MADHUBANI	6	1	5	2	2	1	9	3	0	0
21	MUNGER	13	6	4	2	5	2	12	6	7	4
22	MUZAFFARPUR	51	5	23	4	3	1	71	8	10	2
23	NALANDA	48	5	1	0	6	1	43	4	25	5
24	NAWADA	3	1	3	1	2	0	4	1	19	15
25	PASHCHIM CHAMPARAN	22	2	14	4	2	0	34	6	3	1
26	PATNA	46	11	38	39	28	13	56	37	13	14
27	PURBI CHAMPARAN	21	3	22	6	0	0	43	9	2	0
28	PURNIA	55	13	12	3	8	2	59	14	24	12
29	ROHTAS	59	5	17	3	11	1	65	7	48	4
30	SAHARSA	22	5	8	1	2	1	28	6	3	0
31	SAMASTIPUR	12	3	7	2	8	2	11	3	0	0
32	SARAN	32	3	8	2	5	1	35	4	2	0
33	SHEIKHPURA	5	1	0	0	1	0	4	1	2	1
34	SHEOHAR	8	1	10	2	0	0	18	3	5	1
35	SITAMARHI	17	2	1	0	10	1	8	1	3	0
36	SIWAN	24	2	14	2	8	1	30	4	3	0
37	SUPAUL	7	1	3	0	2	0	8	1	0	0
38	VAISHALI	48	6	16	5	2	2	62	10	9	4
	GRAND TOTAL	699	144	324	118	169	61	854	202	264	112

STATE LEVEL BANKERS' COMMITTEE BIHAR, PATNA

(CONVENOR- STATE BANK OF INDIA) FY : 2024 - 25

CERTIFICATE CASES AS ON 31.12.2024

Amt. (in Crore)

SL.NO.	Bank Name	No of cases pending 30.09.2024		No. of cases filed during the quarter 31.12.2024		No. of cases disposed during the quarter 31.12.2024		No. of cases pending as at the end of the quarter 31.12.2024	
		No.	Amt.	No.	Amt.	No.	Amt.	No.	Amt.
LEAD BANKS									
1	STATE BANK OF INDIA	141359	1131	20030	153	3008	24	158381	1260
2	BANK OF BARODA	3502	35	290	4	599	4	3193	35
3	CANARA BANK	8142	40	24	0	0	0	8166	40
4	CENTRAL BANK OF INDIA	50321	301	808	3	245	1	50884	303
5	PUNJAB NATIONAL BANK	2203	55	958	42	163	5	2998	91
6	UNION BANK OF INDIA	0	0	0	0	0	0	0	0
7	UCO BANK	27089	473	281	1	105	1	27265	474
OTHER BANKS									
8	BANK OF INDIA	9296	100	1313	15	1389	17	9220	98
9	BANK OF MAHARASHTRA	1176	35	0	0	0	0	1176	35
10	INDIAN BANK	34	9	2646	52	84	7	2596	54
11	INDIAN OVERSEAS BANK	1144	49	8	0	2	0	1150	49
12	PUNJAB AND SIND BANK	17	0	0	0	0	0	17	0
TOTAL PUBLIC SECTOR BANKS		244283	2228	26358	270	5595	58	265046	2440
PRIVATE BANKS									
13	AXIS BANK	0	0	53	1	0	0	53	1
14	BANDHAN BANK	0	0	0	0	0	0	0	0
15	FEDERAL BANK	0	0	0	0	0	0	0	0
16	HDFC BANK	0	0	0	0	0	0	0	0
17	ICICI BANK	0	0	0	0	0	0	0	0
18	IDBI BANK	665	15	4	0	0	0	669	16
19	INDUSIND BANK	0	0	0	0	0	0	0	0
20	J & K BANK	0	0	0	0	0	0	0	0
21	KARNATAKA BANK	0	0	0	0	0	0	0	0
22	KOTAK MAHINDRA BANK	0	0	0	0	0	0	0	0
23	SOUTH INDIAN BANK	0	0	0	0	0	0	0	0
24	YES BANK	0	0	0	0	0	0	0	0
25	KARUR VYSYA BANK	0	0	0	0	0	0	0	0
26	IDFC FIRST BANK	0	0	0	0	0	0	0	0
27	RBL BANK	0	0	0	0	0	0	0	0
TOTAL PRIVATE SECTOR BANKS		665	15	57	2	0	0	722	17
Total COMM. BANKS		244948	2243	26415	272	5595	58	265768	2457
CO-OPERATIVE BANKS									
28	STATE CO-OP. BANK	11172	105	1174	38	470	6	11876	137
TOTAL CO-OPERATIVE BANKS		11172	105	1174	38	470	6	11876	137
REGIONAL RURAL BANKS									
29	DAKSHIN BIHAR GRAMIN BANK	83833	1387	3727	109	4660	61	82900	1435
30	UTTAR BIHAR GRAMIN BANK	26637	529	8379	103	620	11	34396	621
TOTAL REGIONAL RURAL BANKS		110470	1915	12106	212	5280	72	117296	2056
SMALL FINANCE BANK									
31	JANA SMALL FIN. BANK	0	0	0	0	0	0	0	0
32	UJJIVAN SMALL FIN. BANK	0	0	0	0	0	0	0	0
33	UTKARSH SMALL FIN. BANK	0	0	0	0	0	0	0	0
34	ESAF SMALL FIN. BANK	0	0	0	0	0	0	0	0
35	UNITY SMALL FINANCE BANK	0	0	0	0	0	0	0	0
TOTAL SMALL FINANCE BANK		0	0	0	0	0	0	0	0
GRAND TOTAL		366590	4263	39695	522	11345	135	394940	4650

STATE LEVEL BANKERS' COMMITTEE BIHAR, PATNA

(CONVENOR- STATE BANK OF INDIA) FY : 2024 - 25

CERTIFICATE CASES AS ON 31.12.2024

Amt. (in Crore)

SR.NO.	District Name	No of cases pending 30.09.2024		No. of cases filed during the quarter 31.12.2024		No. of cases disposed during the quarter 31.12.2024		No. of cases pending as at the end of the quarter 31.12.2024	
		No.	Amt.	No.	Amt.	No.	Amt.	No.	Amt.
1	ARARIA	6745	57	241	3	205	2	6781	58.07
2	ARWAL	2786	44	417	13	140	3	3063	54.48
3	AURANGABAD	7517	104	981	29	262	4	8236	129.01
4	BANKA	28121	331	559	6	467	4	28213	332.92
5	BEGUSARAI	12731	165	452	8	158	2	13025	170.69
6	BHAGALPUR	30395	377	793	8	721	7	30467	378.15
7	BHOJPUR	9825	151	1417	17	378	3	10864	164.03
8	BUXAR	6360	117	2283	16	271	3	8372	130.44
9	DARBHANGA	2748	31	245	4	510	3	2483	31.94
10	GAYA	5657	59	119	7	91	1	5685	64.59
11	GOPALGANJ	7350	82	1199	11	219	1	8330	91.74
12	JAMUI	5568	75	2459	25	108	1	7919	99.59
13	JEHANABAD	3611	52	89	2	35	1	3665	52.96
14	KAIMUR (BHABUA)	14831	172	249	8	196	3	14884	177.41
15	KATIHAR	11216	117	800	20	123	2	11893	135.45
16	KHAGARIA	7142	97	4596	36	458	5	11280	128.07
17	KISHANGANJ	8993	84	531	6	79	1	9445	88.15
18	LAKHISARAI	5650	82	217	4	51	1	5816	85.55
19	MADHEPURA	7316	74	71	4	284	3	7103	74.68
20	MADHUBANI	4389	50	861	21	83	2	5167	69.28
21	MUNGER	9448	102	3244	31	183	3	12509	129.13
22	MUZAFFARPUR	18901	174	1238	24	263	3	19876	195.1
23	NALANDA	11184	130	399	13	1941	22	9642	120.78
24	NAWADA	6206	96	268	6	274	6	6200	96.03
25	PASHCHIM CHAMPARAN	16745	119	198	2	344	2	16599	119.28
26	PATNA	7018	149	5168	42	273	6	11913	185.35
27	PURBI CHAMPARAN	18582	187	3512	42	213	4	21881	225.16
28	PURNIA	12294	114	1111	17	291	4	13114	126.96
29	ROHTAS	13767	251	809	37	230	7	14346	280.9
30	SAHARSA	5703	62	338	4	583	5	5458	62.27
31	SAMASTIPUR	13184	133	171	6	689	9	12666	130.5
32	SARAN	9115	112	839	13	285	4	9669	120.73
33	SHEIKHPURA	4388	45	166	4	124	2	4430	47.47
34	SHEOHAR	7358	43	106	1	27	0	7437	44.1
35	SITAMARHI	7035	49	243	4	43	1	7235	52.65
36	SIWAN	6103	67	659	6	180	1	6582	71.34
37	SUPAUL	5345	59	93	1	379	4	5059	55.61
38	VAISHALI	5263	49	2554	22	184	2	7633	69.39
	GRAND TOTAL	366590	4263	39695	522	11345	135	394940	4649.95

LBS - MIS

Statement showing Achievement vis-à-vis Targets under the Annual Credit Plan (ACP) for the FY 2024-25 as on 31.12.2024

(No. in actuals, Amt. in Thousand)

Name of the State/Union Territory: SLBC, BIHAR

Sr. No	Sector	(A) Public Sector Banks							
		ACP Target (Annual)		Achievement/ Disbursement		% Achievement		Outstanding for the quarter	
		No. of Acc.	Amount	No. of Acc.	Amount	No. of Acc.	Amount	No. of Acc.	Amount
1	Priority Sector								
1A	Agriculture= 1A(i)+1A(ii)+1A (iii)	2854782	472123100.00	726329	132296011.76	25.44	28.02	2260258	337218353.97
1A(i)	Farm Credit	2686677	395713800.00	675289	96105770.18	25.13	24.29	2184972	273199247.19
1A(ii)	Agriculture Infrastructure	105999	43878600.00	1447	3105488.07	1.37	7.08	3424	6312057.09
1A(iii)	Ancillary Activities	62106	32530700.00	49593	33084753.26	79.85	101.70	71862	57707049.69
	Out of 1A(iii) above, loans upto 50 crore to Start-ups engaged in Agri and Allied services	0	0.00	146	87671.56	0.00	0.00	181	91179.41
	Out of Agriculture, loans to Small and Marginal Farmers	0	0.00	306465	36525747.80	0.00	0.00	569944	71809030.59
1B	MSMEs = 1B(i)+1B(ii)+1B(iii)+1B(iv)+1B(v)	2793831	642160700.00	253257	308574806.75	9.06	48.05	631936	381737490.90
1B(i)	Micro Enterprises (Manufacturing + Service) (including Khadi and Village Industries)	1483616	333769700.00	243151	218872562.01	16.39	65.58	610057	277650898.37
1B(ii)	Small Enterprises (Manufacturing + Service)	367844	147076800.00	8919	69160780.88	2.42	47.02	19173	78582754.30
1B(iii)	Medium Enterprises (Manufacturing + Service)	11581	68235200.00	911	19560027.88	7.87	28.67	1763	24462780.37
1B(iv)	Others under MSMEs	930790	93079000.00	276	981435.98	0.03	1.05	943	1041057.86
	Out of 1B(iv) above, loans upto 50 crores to Start-ups)	0	0.00	0	0.00	0.00	0.00	0	0.00
1C	Export Credit	0	0.00	0	0.00	0.00	0.00	1	950.00
1D	Education (Priority Sector)	54453	24421400.00	11948	2241596.36	21.94	9.18	52592	18994218.33
1E	Housing (Priority Sector)	83259	62299800.00	10375	6516634.89	12.46	10.46	77148	83691363.15
1F	Social Infrastructure	27325	27144100.00	15	108370.45	0.05	0.40	27	930979.84
1G	Renewable Energy	48735	7768000.00	289	89475.45	0.59	1.15	363	154923.37
1H	Others	382596	19129800.00	9056	3753056.85	2.37	19.62	43993	3990370.99
	Out of 1H above, loans upto 50 crore to Start-ups (other than Agri/ MSME)	0	0.00	8	2332.00	0.00	0.00	9	2745.20
2	Sub total= 1A+1B+1C+1D+1E+1F+1G+1H	6244981	1255046900.00	1011269	453579952.51	16.19	36.14	3066318	826718650.56
3	Loans to weaker Sections under PSL	1365489	170686700.00	689360	103607846.19	50.48	60.70	2301073	293747194.49
	Out of 3 above, loans to individual women beneficiaries up to 1 lakh	0	0.00	3995	139563.54	0.00	0.00	39921	6358273.36
4	Non-Priority Sector								
4A	Agriculture(NPS)	0	0.00	715	841928.41	0.00	0.00	2452	14880810.75
4B	Education(NPS)	2538	5057900.00	1365	1538342.95	53.78	30.41	2469	5463887.99
4C	Housing(NPS)	5965	20231700.00	23593	39989288.23	395.52	197.66	105854	189333011.80
4D	Personal Loans under Non-Priority Sector	584664	131504800.00	90673	47458070.57	15.51	36.09	367009	108542766.66
4E	Others(NPS)	1551260	348993400.00	288552	323883971.07	18.60	92.81	947563	630484982.10
5	Sub-total=4A+4B+4C+4D+4E	2144427	505787800.00	404898	413711601.23	18.88	81.80	1425347	948705458.99
	Total=2+5	8389408	1760834700.00	1416167	867291553.74	16.88	49.25	4491665	1775424109.55

LBS - MIS

Statement showing Achievement vis-à-vis Targets under the Annual Credit Plan (ACP) for the FY 2024-25 as on 31.12.2024

(No. in actuals, Amt. in Thousand)

Name of the State/Union Territory: SLBC, BIHAR

Sr. No	Sector	(B) Private Banks							
		ACP Target (Annual)		Achievement/ Disbursement		% Achievement		Outstanding for the quarter	
		No. of Acc.	Amount	No. of Acc.	Amount	No. of Acc.	Amount	No. of Acc.	Amount
1	Priority Sector								
1A	Agriculture= 1A(i)+1A(ii)+1A (iii)	1263334	221617100.00	1961750	131022459.52	155.28	59.12	5645453	207010248.75
1A(i)	Farm Credit	1036755	147573900.00	1950516	115558633.16	188.14	78.31	5618928	188573922.79
1A(ii)	Agriculture Infrastructure	31577	15009100.00	82	339269.56	0.26	2.26	122	794570.63
1A(iii)	Ancillary Activities	195002	59034100.00	11152	15124556.76	5.72	25.62	26403	17641755.33
	Out of 1A(iii) above, loans upto 50 crore to Start-ups engaged in Agri and Allied services	0	0.00	1	15000.00	0.00	0.00	3	46600.90
	Out of Agriculture, loans to Small and Marginal Farmers	0	0.00	368505	28598153.42	0.00	0.00	2257985	88320271.43
1B	MSMEs = 1B(i)+1B(ii)+1B(iii)+1B(iv)+1B(v)	1072772	265886600.00	183567	186735242.05	17.11	70.23	351682	206306488.75
1B(i)	Micro Enterprises (Manufacturing + Service) (including Khadi and Village Industries)	641660	144351900.00	174681	80704060.01	27.22	55.91	337275	109752024.99
1B(ii)	Small Enterprises (Manufacturing + Service)	190484	76160000.00	7612	75793632.33	4.00	99.52	12312	69805041.23
1B(iii)	Medium Enterprises (Manufacturing + Service)	3720	21683900.00	1274	30237549.71	34.25	139.45	2095	26749422.52
1B(iv)	Others under MSMEs	236908	23690800.00	0	0.00	0.00	0.00	0	0.00
	Out of 1B(iv) above, loans upto 50 crores to Start-ups)	0	0.00	0	0.00	0.00	0.00	0	0.00
1C	Export Credit	0	0.00	0	0.00	0.00	0.00	0	0.00
1D	Education (Priority Sector)	24725	11077900.00	679	219171.81	2.75	1.98	3253	1053408.92
1E	Housing (Priority Sector)	33765	25241100.00	4664	1423572.30	13.81	5.64	12497	10644344.59
1F	Social Infrastructure	9687	9590200.00	226	40955.00	2.33	0.43	660	20138.67
1G	Renewable Energy	16012	2545100.00	0	0.00	0.00	0.00	0	0.00
1H	Others	638338	31916900.00	276506	16223170.69	43.32	50.83	784417	22707642.10
	Out of 1H above, loans upto 50 crore to Start-ups (other than Agri/ MSME)	0	0.00	0	0.00	0.00	0.00	0	0.00
2	Sub total= 1A+1B+1C+1D+1E+1F+1G+1H	3058633	567874900.00	2427392	335664571.37	79.36	59.11	6797962	447742271.78
3	Loans to weaker Sections under PSL	617852	77231000.00	2200848	127569258.45	356.21	165.18	6296026	199024462.90
	Out of 3 above, loans to individual women beneficiaries up to 1 lakh	0	0.00	301485	13307661.90	0.00	0.00	1230726	28698512.52
4	Non-Priority Sector								
4A	Agriculture(NPS)	0	0.00	1445	1253481.78	0.00	0.00	19496	1775741.03
4B	Education(NPS)	1411	2842600.00	128	371015.33	9.07	13.05	426	999433.59
4C	Housing(NPS)	3327	11371500.00	3588	8184190.44	107.84	71.97	17656	48299559.92
4D	Personal Loans under Non-Priority Sector	328601	73914200.00	56567	29880039.24	17.21	40.43	543652	80843923.56
4E	Others(NPS)	871931	196157500.00	968987	178573608.62	111.13	91.04	2222100	252484313.54
5	Sub-total=4A+4B+4C+4D+4E	1205270	284285800.00	1030715	218262335.41	85.52	76.78	2803330	384402971.24
	Total=2+5	4263903	852160700.00	3458107	553926906.78	81.10	65.00	9601292	832145243.02

LBS - MIS

Statement showing Achievement vis-à-vis Targets under the Annual Credit Plan (ACP) for the FY 2024-25 as on 31.12.2024

(No. in actuals, Amt. in Thousand)

Name of the State/Union Territory: SLBC, BIHAR

Sr. No	Sector	(C) Regional Rural Banks							
		ACP Target (Annual)		Achievement/ Disbursement		% Achievement		Outstanding for the quarter	
		No. of Acc.	Amount	No. of Acc.	Amount	No. of Acc.	Amount	No. of Acc.	Amount
1	Priority Sector								
1A	Agriculture= 1A(i)+1A(ii)+1A (iii)	1718199	274450100.00	1378546	135987016.34	80.23	49.55	2151719	219040851.82
1A(i)	Farm Credit	1618235	233686300.00	1378001	135922619.76	85.15	58.16	2150346	218845090.26
1A(ii)	Agriculture Infrastructure	64807	26568800.00	41	12167.91	0.06	0.05	219	36148.84
1A(iii)	Ancillary Activities	35157	14195000.00	504	52228.76	1.43	0.37	1154	159612.71
	Out of 1A(iii) above, loans upto 50 crore to Start-ups engaged in Agri and Allied services	0	0.00	0	0.00	0.00	0.00	0	0.00
	Out of Agriculture, loans to Small and Marginal Farmers	0	0.00	579005	61269208.08	0.00	0.00	1903424	98274996.29
1B	MSMEs = 1B(i)+1B(ii)+1B(iii)+1B(iv)+1B(v)	296349	66760500.00	152237	35220628.17	51.37	52.76	487992	35059314.14
1B(i)	Micro Enterprises (Manufacturing + Service) (including Khadi and Village Industries)	156027	35102700.00	152237	35220628.17	97.57	100.34	487992	35059314.14
1B(ii)	Small Enterprises (Manufacturing + Service)	39904	15955800.00	0	0.00	0.00	0.00	0	0.00
1B(iii)	Medium Enterprises (Manufacturing + Service)	975	5757700.00	0	0.00	0.00	0.00	0	0.00
1B(iv)	Others under MSMEs	99443	9944300.00	0	0.00	0.00	0.00	0	0.00
	Out of 1B(iv) above, loans upto 50 crores to Start-ups)	0	0.00	0	0.00	0.00	0.00	0	0.00
1C	Export Credit	0	0.00	0	0.00	0.00	0.00	0	0.00
1D	Education (Priority Sector)	11739	5273700.00	608	39086.47	5.18	0.74	5922	1841665.67
1E	Housing (Priority Sector)	12970	9713800.00	2600	3014273.17	20.05	31.03	7698	5478800.61
1F	Social Infrastructure	14004	13987200.00	0	0.00	0.00	0.00	0	0.00
1G	Renewable Energy	29436	4707400.00	0	0.00	0.00	0.00	177	5055.52
1H	Others	34022	1701100.00	1629	452371.99	4.79	26.59	4258	636755.87
	Out of 1H above, loans upto 50 crore to Start-ups (other than Agri/ MSME)	0	0.00	0	0.00	0.00	0.00	0	0.00
2	Sub total= 1A+1B+1C+1D+1E+1F+1G+1H	2116719	376593800.00	1535620	174713376.14	72.55	46.39	2657766	262062443.63
3	Loans to weaker Sections under PSL	482042	60254900.00	1366849	141609629.10	283.55	235.02	2263664	225423034.11
	Out of 3 above, loans to individual women beneficiaries up to 1 lakh	0	0.00	62924	0.00	0.00	0.00	176041	0.00
4	Non-Priority Sector								
4A	Agriculture(NPS)	0	0.00	0	0.00	0.00	0.00	0	0.00
4B	Education(NPS)	49	53700.00	11	6834.07	22.45	12.73	52	56484.77
4C	Housing(NPS)	82	214800.00	830	1737282.32	1012.20	808.79	1939	6390671.12
4D	Personal Loans under Non-Priority Sector	6222	1396600.00	3839	3084491.38	61.70	220.86	11651	3786123.31
4E	Others(NPS)	16491	3706400.00	16827	6074760.52	102.04	163.90	31390	6798571.76
5	Sub-total=4A+4B+4C+4D+4E	22844	5371500.00	21507	10903368.29	94.15	202.99	45032	17031850.64
	Total=2+5	2139563	381965300.00	1557127	185616744.43	72.78	48.60	2702798	279094294.27

LBS - MIS

Statement showing Achievement vis-à-vis Targets under the Annual Credit Plan (ACP) for the FY 2024-25 as on 31.12.2024

(No. in actuals, Amt. in Thousand)

Name of the State/Union Territory: SLBC, BIHAR

Sr. No	Sector	(D) Small Finance Banks							
		ACP Target (Annual)		Achievement/ Disbursement		% Achievement		Outstanding for the quarter	
		No. of Acc.	Amount	No. of Acc.	Amount	No. of Acc.	Amount	No. of Acc.	Amount
1	Priority Sector								
1A	Agriculture= 1A(i)+1A(ii)+1A (iii)	427004	67475800.00	426362	24060051.46	99.85	35.66	1394508	45522561.67
1A(i)	Farm Credit	392610	51988900.00	426362	24060051.46	108.60	46.28	1394508	45522561.67
1A(ii)	Agriculture Infrastructure	22152	9540000.00	0	0.00	0.00	0.00	0	0.00
1A(iii)	Ancillary Activities	12242	5946900.00	0	0.00	0.00	0.00	0	0.00
	Out of 1A(iii) above, loans upto 50 crore to Start-ups engaged in Agri and Allied services	0	0.00	0	0.00	0.00	0.00	0	0.00
	Out of Agriculture, loans to Small and Marginal Farmers	0	0.00	343833	19828001.90	0.00	0.00	1174001	39037224.45
1B	MSMEs = 1B(i)+1B(ii)+1B(iii)+1B(iv)+1B(v)	247955	57570000.00	24957	4229940.33	10.07	7.35	76888	11865378.68
1B(i)	Micro Enterprises (Manufacturing + Service) (including Khadi and Village Industries)	163492	36775700.00	24838	3964187.88	15.19	10.78	76685	10857363.58
1B(ii)	Small Enterprises (Manufacturing + Service)	27058	10807400.00	117	245752.45	0.43	2.27	196	861924.74
1B(iii)	Medium Enterprises (Manufacturing + Service)	768	4323200.00	2	20000.00	0.26	0.46	7	146090.36
1B(iv)	Others under MSMEs	56637	5663700.00	0	0.00	0.00	0.00	0	0.00
	Out of 1B(iv) above, loans upto 50 crores to Start-ups)	0	0.00	0	0.00	0.00	0.00	0	0.00
1C	Export Credit	0	0.00	0	0.00	0.00	0.00	0	0.00
1D	Education (Priority Sector)	4302	1915500.00	0	0.00	0.00	0.00	0	0.00
1E	Housing (Priority Sector)	5723	4257800.00	1208	261570.73	21.11	6.14	4282	1246987.35
1F	Social Infrastructure	2618	2574500.00	14	780.00	0.53	0.03	41	1198.03
1G	Renewable Energy	3879	613800.00	0	0.00	0.00	0.00	0	0.00
1H	Others	220662	11033100.00	206810	11492275.11	93.72	104.16	615464	24035003.93
	Out of 1H above, loans upto 50 crore to Start-ups (other than Agri/ MSME)	0	0.00	0	0.00	0.00	0.00	0	0.00
2	Sub total= 1A+1B+1C+1D+1E+1F+1G+1H	912143	145440500.00	659351	40044617.63	72.29	27.53	2091183	82671129.66
3	Loans to weaker Sections under PSL	174536	21816500.00	629344	34356766.85	360.58	157.48	1955805	64321441.66
	Out of 3 above, loans to individual women beneficiaries up to 1 lakh	0	0.00	153179	8888176.36	0.00	0.00	527442	17758080.61
4	Non-Priority Sector								
4A	Agriculture(NPS)	0	0.00	0	0.00	0.00	0.00	0	0.00
4B	Education(NPS)	59	43600.00	0	0.00	0.00	0.00	0	0.00
4C	Housing(NPS)	93	173300.00	320	282261.93	344.09	162.87	1393	1402071.57
4D	Personal Loans under Non-Priority Sector	5059	1127600.00	18	2734.00	0.36	0.24	267	23734.28
4E	Others(NPS)	13353	2991900.00	48850	4019715.07	365.84	134.35	101557	5135901.03
5	Sub-total=4A+4B+4C+4D+4E	18564	4336400.00	49188	4304711.00	264.96	99.27	103217	6561706.92
	Total=2+5	930707	149776900.00	708539	44349328.63	76.13	29.61	2194400	89232836.58

LBS - MIS

Statement showing Achievement vis-à-vis Targets under the Annual Credit Plan (ACP) for the FY 2024-25 as on 31.12.2024

(No. in actuals, Amt. in Thousand)

Name of the State/Union Territory: SLBC, BIHAR

Sr. No	Sector	(E) Rural Cooperative Banks (StCBs and DCCBs)							
		ACP Target (Annual)		Achievement/ Disbursement		% Achievement		Outstanding for the quarter	
		No. of Acc.	Amount	No. of Acc.	Amount	No. of Acc.	Amount	No. of Acc.	Amount
1	Priority Sector								
1A	Agriculture= 1A(i)+1A(ii)+1A (iii)	506282	76998900.00	56935	27110552.36	11.25	35.21	400190	40935008.37
1A(i)	Farm Credit	491216	69849100.00	56905	27101651.70	11.58	38.80	400154	40920957.55
1A(ii)	Agriculture Infrastructure	8659	3755500.00	30	8900.60	0.35	0.24	33	13922.41
1A(iii)	Ancillary Activities	6407	3394300.00	0	0.00	0.00	0.00	3	128.41
	Out of 1A(iii) above, loans upto 50 crore to Start-ups engaged in Agri and Allied services	0	0.00	0	0.00	0.00	0.00	0	0.00
	Out of Agriculture, loans to Small and Marginal Farmers	0	0.00	0	0.00	0.00	0.00	0	0.00
1B	MSMEs = 1B(i)+1B(ii)+1B(iii)+1B(iv)+1B(v)	0	0.00	95	14027.83	0.00	0.00	544	71583.34
1B(i)	Micro Enterprises (Manufacturing + Service) (including Khadi and Village Industries)	0	0.00	91	11617.48	0.00	0.00	361	48059.13
1B(ii)	Small Enterprises (Manufacturing + Service)	0	0.00	0	0.00	0.00	0.00	1	1571.52
1B(iii)	Medium Enterprises (Manufacturing + Service)	0	0.00	4	2410.35	0.00	0.00	182	21952.68
1B(iv)	Others under MSMEs	0	0.00	0	0.00	0.00	0.00	0	0.00
	Out of 1B(iv) above, loans upto 50 crores to Start-ups)	0	0.00	0	0.00	0.00	0.00	0	0.00
1C	Export Credit	0	0.00	0	0.00	0.00	0.00	0	0.00
1D	Education (Priority Sector)	2016	898900.00	0	0.00	0.00	0.00	0	0.00
1E	Housing (Priority Sector)	4403	3288300.00	19	18748.25	0.43	0.57	76	55276.73
1F	Social Infrastructure	1925	1905200.00	0	0.00	0.00	0.00	0	0.00
1G	Renewable Energy	3931	626400.00	0	0.00	0.00	0.00	0	0.00
1H	Others	45116	2255800.00	3409	1797169.42	7.56	79.67	10729	2884054.01
	Out of 1H above, loans upto 50 crore to Start-ups (other than Agri/ MSME)	0	0.00	0	0.00	0.00	0.00	0	0.00
2	Sub total= 1A+1B+1C+1D+1E+1F+1G+1H	563673	85973500.00	60458	28940497.86	10.73	33.66	411539	43945922.45
3	Loans to weaker Sections under PSL	103167	12895900.00	4176	153629.41	4.05	1.19	58872	1310425.90
	Out of 3 above, loans to individual women beneficiaries up to 1 lakh	0	0.00	0	0.00	0.00	0.00	0	0.00
4	Non-Priority Sector								
4A	Agriculture(NPS)	0	0.00	682	768298.06	0.00	0.00	3308	1221549.23
4B	Education(NPS)	22	2200.00	0	0.00	0.00	0.00	0	0.00
4C	Housing(NPS)	32	8700.00	60	35997.27	187.50	413.76	378	170641.16
4D	Personal Loans under Non-Priority Sector	268	56800.00	750	158077.21	279.85	278.30	3590	558698.66
4E	Others(NPS)	690	150800.00	4075	8174821.09	590.58	5420.97	18674	11443707.84
5	Sub-total=4A+4B+4C+4D+4E	1012	218500.00	5567	9137193.63	550.10	4181.78	25950	13394596.85
	Total=2+5	564685	86192000.00	66025	38077691.49	11.69	44.18	437489	57340519.30

LBS - MIS

Statement showing Achievement vis-à-vis Targets under the Annual Credit Plan (ACP) for the FY 2024-25 as on 31.12.2024

(No. in actuals, Amt. in Thousand)

Name of the State/Union Territory: SLBC, BIHAR

Sr. No	Sector	Total (Public Sector Banks, Private Banks, RRBs, SFBs and Rural Cooperative Banks) (A+B+C+D+E)							
		ACP Target (Fixed Annual)		Achievement/ Disbursement		% Achievement		Outstanding for the quarter	
		No. of Acc.	Amount	No. of Acc.	Amount	No. of Acc.	Amount	No. of Acc.	Amount
1	Priority Sector								
1A	Agriculture= 1A(i)+1A(ii)+1A (iii)	6769601	1112665000.00	4549922	450476091.44	67.21	40.49	11852128	849727024.58
1A(i)	Farm Credit	6225493	898812000.00	4487073	398748726.26	72.08	44.36	11748908	767061779.46
1A(ii)	Agriculture Infrastructure	233194	98752000.00	1600	3465826.14	0.69	3.51	3798	7156698.97
1A(iii)	Ancillary Activities	310914	115101000.00	61249	48261538.78	19.70	41.93	99422	75508546.14
	Out of 1A(iii) above, loans upto 50 crore to Start-ups engaged in Agri and Allied services	0	0.00	147	102671.56	0.00	0.00	184	137780.31
	Out of Agriculture, loans to Small and Marginal Farmers	0	0.00	1597808	146221111.20	0.00	0.00	5905354	297441522.76
1B	MSMEs = 1B(i)+1B(ii)+1B(iii)+1B(iv)+1B(v)	4410907	1032377800	614113	534774645.13	13.92	51.80	1549042	635040255.79
1B(i)	Micro Enterprises (Manufacturing + Service) (including Khadi and Village Industries)	2444795	550000000.00	594998	338773055.55	24.34	61.60	1512370	433367660.21
1B(ii)	Small Enterprises (Manufacturing + Service)	625290	250000000.00	16648	145200165.66	2.66	58.08	31682	149251291.79
1B(iii)	Medium Enterprises (Manufacturing + Service)	17044	100000000.00	2191	49819987.94	12.85	49.82	4047	51380245.93
1B(iv)	Others under MSMEs	1323778	132377800.00	276	981435.98	0.02	0.74	943	1041057.86
	Out of 1B(iv) above, loans upto 50 crores to Start-ups)	0	0.00	0	0.00	0.00	0.00	0	0.00
1C	Export Credit	0	0.00	0	0.00	0.00	0.00	1	950.00
1D	Education (Priority Sector)	97235	43587400.00	13235	2499854.64	13.61	5.74	61767	21889292.92
1E	Housing (Priority Sector)	140120	104800800.00	18866	11234799.34	13.46	10.72	101701	101116772.43
1F	Social Infrastructure	55559	55201200.00	255	150105.45	0.46	0.27	728	952316.54
1G	Renewable Energy	101993	16260700.00	289	89475.45	0.28	0.55	540	159978.89
1H	Others	1320734	66036700.00	497410	33718044.06	37.66	51.06	1458861	54253826.90
	Out of 1H above, loans upto 50 crore to Start-ups (other than Agri/ MSME)	0	0.00	8	2332.00	0.00	0.00	9	2745.20
2	Sub total= 1A+1B+1C+1D+1E+1F+1G+1H	12896149	2430929600.00	5694090	1032943015.51	44.15	42.49	15024768	1663140418.08
3	Loans to weaker Sections under PSL	2743086	342885000.00	4890577	407297130.00	178.29	118.79	12875440	783826559.06
	Out of 3 above, loans to individual women beneficiaries up to 1 lakh	0	0.00	521583	22335401.80	0.00	0.00	1974130	52814866.49
4	Non-Priority Sector								
4A	Agriculture(NPS)	0	0.00	2842	2863708.25	0.00	0.00	25256	17878101.01
4B	Education(NPS)	4079	8000000.00	1504	1916192.35	36.87	23.95	2947	6519806.35
4C	Housing(NPS)	9499	32000000.00	28391	50229020.19	298.88	156.97	127220	245595955.57
4D	Personal Loans under Non-Priority Sector	924814	208000000.00	151847	80583412.40	16.42	38.74	926169	193755246.47
4E	Others(NPS)	2453725	552000000.00	1327291	520726876.37	54.09	94.33	3321284	906347476.27
5	Sub-total=4A+4B+4C+4D+4E	3392117	800000000.00	1511875	656319209.56	44.57	82.04	4402876	1370096584.64
	Total=2+5	16288266	3230929600.00	7205965	1689262225.07	44.24	52.28	19427644	3033237002.72

State Level Bankers' Committee, Bihar																		
(CONVENOR- STATE BANK OF INDIA) FY : 2024 - 25																		
Information regarding functioning of RSETIs as on 31.12.2024																		
Sl. No.	District	Lead Bank	Date of Establishment of RSETI	Land Allotted by State Govt. (Yes/No)	MoU for land executed with the district administration (Yes/No)	Grant received from NIRD (Yes/No)	Map approved by Local authority (Yes/No)	Construction Started (Yes/No)	Details of Training Programme Organised								AS ON Sept 2024	
									During Financial Year 30.09.2024			Since Inception		AS ON 30.09.2024			Name of the Agency viz. DRDA/KVIC/NABARD etc.with whom claims are pending	Amt of reimbursement claim pending (Amt in Lacs)
									No. of persons sourced by the branches for training	No of training programmes organised	No. of persons trained	No of training programmes organised	No. of persons trained	No. of trainees settled	No. of trainees settled with Bank finance			
1	ARARIA	STATE BANK OF INDIA	19/02/2010	YES	YES	YES	YES	YES	0	28	867	273	7854	6186	3377	SRLM	42	
2	ARWAL	PUNJAB NATIONAL BANK	12/12/2011	YES	YES	YES	YES	YES	375	12	393	317	9326	9291	3440	SRLM	47	
3	AURANGABAD	PUNJAB NATIONAL BANK	29/02/2012	YES	YES	YES	YES	YES	0	28	945	344	10064	7499	3416	SRLM	131	
4	BANKA	UCO BANK	30/06/2011	YES	YES	YES	YES	YES	280	32	876	259	7802	4679	1968	SRLM	108	
5	BEGUSARAI	UCO BANK	29/07/2011	YES	YES	YES	YES	YES	366	38	1102	320	9534	6492	3168	SRLM	141	
6	BHAGALPUR	UCO BANK	14/03/2011	YES	YES	YES	YES	YES	152	34	950	261	8105	5127	2045	SRLM	88	
7	BHOJPUR	PUNJAB NATIONAL BANK	28/03/2012	YES	YES	YES	YES	YES	86	27	884	276	8380	5900	2257	SRLM	10	
8	BUXAR	PUNJAB NATIONAL BANK	26/12/2012	YES	YES	YES	YES	YES	0	29	900	288	7815	5165	1965	SRLM	52	
9	DARBHANGA	CENTRAL BANK OF INDIA	27/11/2010	YES	YES	YES	YES	YES	8	26	864	793	8842	6191	2551	SRLM	87	
10	GAYA	PUNJAB NATIONAL BANK	24/03/2010	YES	YES	NO	YES	YES	2	29	962	477	13475	9070	4093	SRLM	0	
11	GOPALGANJ	CENTRAL BANK OF INDIA	10/2/2011	YES	YES	YES	YES	YES	10	20	645	622	6927	4821	1954	SRLM	70	
13	JAMUI	STATE BANK OF INDIA	26/03/2011	YES	YES	YES	YES	YES	0	30	911	275	7796	5896	3378	SRLM	1	
14	JEHANABAD	PUNJAB NATIONAL BANK	30/09/2011	YES	YES	YES	YES	YES	65	34	1096	351	10116	7212	3952	SRLM	82	
15	KAIMUR (BHABUA)	PUNJAB NATIONAL BANK	29/12/2011	YES	YES	YES	YES	YES	0	30	931	334	9221	6237	1928	SRLM	122	
16	KATI HAR	CENTRAL BANK OF INDIA	1/10/2011	YES	YES	YES	YES	YES	12	23	789	811	7742	447	276	SRLM	0	
17	KHAGARIA	UNION BANK OF INDIA	23/03/2009	YES	YES	YES	YES	YES	3	22	763	292	8915	5867	1068	SRLM	81	
18	KISHANGANJ	STATE BANK OF INDIA	19/03/2010	YES	YES	YES	YES	YES	0	28	897	308	9190	6918	3923	SRLM	92	
19	LAKHISARAI	PUNJAB NATIONAL BANK	28/09/2010	YES	YES	YES	YES	YES	0	27	847	325	8807	5849	1901	SRLM	112	
20	MADHEPURA	STATE BANK OF INDIA	27/03/2009	YES	YES	YES	YES	YES	0	32	939	291	8033	5688	3157	SRLM	99	
21	MADHUBANI	CENTRAL BANK OF INDIA	29/01/2011	YES	YES	YES	YES	YES	5	25	856	791	8249	586	262	SRLM	31	
22	MUNGER	UCO BANK	1/2/2011	YES	YES	YES	YES	YES	94	27	766	243	7649	4126	2507	SRLM	91	
23	MUZAFFARPUR	CENTRAL BANK OF INDIA	19/02/2007	YES	YES	YES	YES	YES	75	20	626	640	9879	7968	3688	SRLM	17	
24	NALANDA	PUNJAB NATIONAL BANK	15/02/2010	YES	YES	YES	YES	NO	10	34	1108	395	11243	6682	3329	SRLM	72	
25	NAWADA	PUNJAB NATIONAL BANK	28/03/2010	YES	YES	YES	YES	YES	1	30	1065	374	10371	7874	3612	SRLM	154	
26	PASHCHIM CHAMPARAN	CENTRAL BANK OF INDIA	27/01/2011	YES	YES	YES	YES	YES	20	20	600	630	8705	308	166	SRLM	43	
27	PATNA	PUNJAB NATIONAL BANK	15/01/2007	NO	NO	YES	NO	NO	133	31	914	378	10418	7580	2715	SRLM	59	
28	PURBI CHAMPARAN	CENTRAL BANK OF INDIA	19/12/2011	YES	YES	YES	YES	YES	21	21	610	680	8880	6312	3191	SRLM	64	
29	PURNIA	STATE BANK OF INDIA	30/03/2007	YES	YES	YES	YES	YES	0	26	869	310	8807	6905	3796	SRLM	71	
30	ROHTAS	PUNJAB NATIONAL BANK	27/01/2012	YES	YES	YES	YES	YES	0	27	896	291	8984	855	2890	SRLM	1	
31	SAHARSA	STATE BANK OF INDIA	27/03/2009	YES	YES	YES	YES	YES	0	29	930	307	8427	6017	3450	SRLM	66	
32	SAMASTIPUR	UNION BANK OF INDIA	31/03/2009	YES	YES	YES	YES	YES	3	28	854	284	8519	6056	2563	SRLM	95	
33	SARAN	CENTRAL BANK OF INDIA	8/2/2011	YES	YES	YES	YES	YES	14	24	760	541	6591	4184	1754	SRLM	0	
34	SHEIKHPURA	CANARA BANK	19/01/2010	YES	YES	YES	YES	YES	44	33	1077	397	12424	3387	790	SRLM,KVIC	11	
35	SHEOHAR	BANK OF BARODA	31/03/2010	YES	YES	YES	YES	YES	410	32	947	413	12405	9546	4427	SRLM	107	
36	SITAMARHI	BANK OF BARODA	28/03/2012	YES	YES	YES	YES	NO	661	28	920	300	8624	5654	3266	SRLM	97	
37	SIWAN	CENTRAL BANK OF INDIA	15/03/2011	YES	YES	YES	YES	YES	15	21	708	622	6524	5445	2933	SRLM	87	
38	SUPAUL	STATE BANK OF INDIA	25/03/2009	YES	YES	YES	YES	YES	0	21	704	287	8297	6789	4310	SRLM	31	
39	VAISHALI	CANARA BANK	30/01/2008	YES	YES	YES	YES	YES	98	35	1125	516	15278	10385	4143	SRLM,KVIC	17	
Total Bihar									2963	1041	32896	15616	348218	221194	103609		2479	

STATE LEVEL BANKERS' COMMITTEE BIHAR, PATNA			
(CONVENOR- STATE BANK OF INDIA) FY : 2024 - 25			
LOANS WITH CGTMSME COVERAGE FROM 01.04.2024 To 31.12.2024			
			(Rs. In Crore)
SL. NO	BANK NAME	No	Amount
	LEAD BANKS		
1	STATE BANK OF INDIA	2109	758.60
2	BANK OF BARODA	22115	90.77
3	CANARA BANK	7680	344.52
4	CENTRAL BANK OF INDIA	2855	251.82
5	PUNJAB NATIONAL BANK	70763	2840.30
6	UNION BANK OF INDIA	9542	829.54
7	UCO BANK	1686	200.91
	OTHER BANKS		
8	BANK OF INDIA	3315	299.98
9	BANK OF MAHARASHTRA	45	48.00
10	INDIAN BANK	218	2.88
11	INDIAN OVERSEAS BANK	426	25.21
12	PUNJAB AND SIND BANK	35	3.15
	TOTAL PUBLIC SECTOR BANKS	120789	5695.68
	PRIVATE BANKS		
13	AXIS BANK	68	1.90
14	BANDHAN BANK	0	0.00
15	FEDERAL BANK	5	2.65
16	HDFC BANK	153	49.22
17	ICICI BANK	38	0.57
18	IDBI BANK	138	24.59
19	INDUSIND BANK	0	0.00
20	J & K BANK	8	0.22
21	KARNATAKA BANK	1	0.03
22	KOTAK MAHINDRA BANK	0	0.00
23	SOUTH INDIAN BANK	0	0.00
24	YES BANK	14	13.33
25	KARUR VYSYA BANK	2	0.85
26	IDFC FIRST BANK	0	0.00
27	RBL BANK	0	0.00
	TOTAL PRIVATE SECTOR BANKS	427	93.36
	Total COMM. BANKS	121216	5789.04
	CO-OPERATIVE BANKS		
28	STATE CO-OP. BANK	0	0.00
	TOTAL CO-OPERATIVE SECTOR BANKS	0	0.00
	REGIONAL RURAL BANKS		
29	DAKSHIN BIHAR GRAMIN BANK	475	1.66
30	UTTAR BIHAR GRAMIN BANK	3718	363.19
	TOTAL REGIONAL RURAL BANKS	4193	364.85
	SMALL FINANCE BANK		
31	JANA SMALL FIN. BANK	0	0.00
32	UJJIVAN SMALL FIN. BANK	0	0.00
33	UTKARSH SMALL FIN. BANK	0	0.00
34	ESAF SMALL FIN. BANK	7	1.09
35	UNITY SMALL FINANCE BANK	0	0.00
	TOTAL SMALL FINANCE BANK	7	1.09
	GRAND TOTAL	125416	6154.98

STATE LEVEL BANKERS' COMMITTEE BIHAR, PATNA

(CONVENOR- STATE BANK OF INDIA) FY : 2024 - 25

Credit Linked Subsidy Scheme (CLSS) under Pradhanmantri Awas Yojana (PMAY) As On 31.12.2024

(Rs. In Crore)

SL. NO	BANK NAME	Total No. of all Housing Loans sanctioned since 01.04.2015	Out of (1), Housing Loans covered under CLSS of PMAY since 01.04.2015		Out of (2),Subsidy received since 01.04.2015	
		No	No	AMT	No	AMT
	LEAD BANKS					
1	STATE BANK OF INDIA	35697	9686	1710.27	7465	164.91
2	BANK OF BARODA	0	0	0.00	0	0.00
3	CANARA BANK	10346	1439	359.63	883	20.77
4	CENTRAL BANK OF INDIA	4857	678	114.57	310	5.33
5	PUNJAB NATIONAL BANK	24664	11130	194.57	2889	35.62
6	UNION BANK OF INDIA	3370	474	28.38	285	5.23
7	UCO BANK	6707	456	14.52	341	4.05
	OTHER BANKS					
8	BANK OF INDIA	7724	385	70.91	55	1.38
9	BANK OF MAHARASHTRA	1292	147	28.46	18	0.32
10	INDIAN BANK	0	3	0.45	0	0.00
11	INDIAN OVERSEAS BANK	3329	254	33.14	254	1.99
12	PUNJAB AND SIND BANK	533	49	0.77	49	0.77
	TOTAL PUBLIC SECTOR BANKS	98519	24701	2555.67	12549	240.37
	PRIVATE BANKS					
13	AXIS BANK	0	0	0.00	0	0.00
14	BANDHAN BANK	1668	87	10.02	87	1.85
15	FEDERAL BANK	0	0	0.00	0	0.00
16	HDFC BANK	7947	556	1.13	556	0.12
17	ICICI BANK	6963	412	8.84	412	0.89
18	IDBI BANK	2497	354	75.96	156	28.56
19	INDUSIND BANK	0	0	0.00	0	0.00
20	J & K BANK	0	0	0.00	0	0.00
21	KARNATAKA BANK	42	9	1.64	4	0.08
22	KOTAK MAHINDRA BANK	0	0	0.00	0	0.00
23	SOUTH INDIAN BANK	5	0	0.00	0	0.00
24	YES BANK	0	0	0.00	0	0.00
25	KARUR VYSYA BANK	0	0	0.00	0	0.00
26	IDFC FIRST BANK	0	0	0.00	0	0.00
27	RBL BANK	0	0	0.00	0	0.00
	TOTAL PRIVATE SECTOR BANKS	19122	1418	97.59	1215	31.50
	Total COMM. BANKS	117641	26119	2653.26	13764	271.87
	CO-OPERATIVE BANKS					
28	STATE CO-OP. BANK	11	0	0.00	0	0.00
	TOTAL CO-OPERATIVE SECTOR BANKS	11	0	0.00	0	0.00
	REGIONAL RURAL BANKS					
29	DAKSHIN BIHAR GRAMIN BANK	10182	1851	195.86	928	19.82
30	UTTAR BIHAR GRAMIN BANK	1105	95	7.39	95	1.46
	TOTAL REGIONAL RURAL BANKS	11287	1946	203.25	1023	21.28
	SMALL FINANCE BANK					
31	JANA SMALL FIN. BANK	0	0	0.00	0	0.00
32	UJJIVAN SMALL FIN. BANK	0	0	0.00	0	0.00
33	UTKARSH SMALL FIN. BANK	438	6	1.13	3	0.07
34	ESAF SMALL FIN. BANK	0	0	0.00	0	0.00
35	UNITY SMALL FINANCE BANK	0	0	0.00	0	0.00
	TOTAL SMALL FINANCE BANK	438	6	1.13	3	0.07
	GRAND TOTAL	129377	28071	2857.64	14790	293.22

STATE LEVEL BANKERS' COMMITTEE BIHAR, PATNA			
(CONVENOR- STATE BANK OF INDIA) FY : 2024-25			
DCC MEETING HELD DURING THE PERIOD			
01.10.2024 To 31.12.2024			
SL. NO.	DISTRICT NAME	LEAD BANK	DATE OF DCC HELD
1	ARARIA	STATE BANK OF INDIA	12/12/2024
2	ARWAL	PUNJAB NATIONAL BANK	18/11/2024
3	AURANGABAD	PUNJAB NATIONAL BANK	23/12/2024
4	BANKA	UCO BANK	21/12/2024
5	BEGUSARAI	UCO BANK	24/12/2024
6	BHAGALPUR	UCO BANK	21/12/2024
7	BHOJPUR	PUNJAB NATIONAL BANK	12/12/2024
8	BUXAR	PUNJAB NATIONAL BANK	19/12/2024
9	DARBHANGA	CENTRAL BANK OF INDIA	26/10/2024
10	GAYA	PUNJAB NATIONAL BANK	30/12/2024
11	GOPALGANJ	CENTRAL BANK OF INDIA	NOT HELD
12	JAMUI	STATE BANK OF INDIA	24/12/2024
13	JEHANABAD	PUNJAB NATIONAL BANK	NOT HELD
14	KAIMUR (BHABUA)	PUNJAB NATIONAL BANK	26/12/2024
15	KATIHAR	CENTRAL BANK OF INDIA	NOT HELD
16	KHAGARIA	UNION BANK OF INDIA	19/12/2024
17	KISHANGANJ	STATE BANK OF INDIA	17/12/2024
18	LAKHISARAI	PUNJAB NATIONAL BANK	16/12/2024
19	MADHEPURA	STATE BANK OF INDIA	20/12/2024
20	MADHUBANI	CENTRAL BANK OF INDIA	NOT HELD
21	MUNGER	UCO BANK	20/12/2024
22	MUZAFFARPUR	CENTRAL BANK OF INDIA	30/12/2024
23	NALANDA	PUNJAB NATIONAL BANK	9/1/2025
24	NAWADA	PUNJAB NATIONAL BANK	13/01/2025
25	PASHCHIM CHAMPARAN	CENTRAL BANK OF INDIA	NOT HELD
26	PATNA	PUNJAB NATIONAL BANK	28/11/2024
27	PURBI CHAMPARAN	CENTRAL BANK OF INDIA	NOT HELD
28	PURNIA	STATE BANK OF INDIA	28/12/2024
29	ROHTAS	PUNJAB NATIONAL BANK	23/12/2024
30	SAHARSA	STATE BANK OF INDIA	21/12/2024
31	SAMASTIPUR	UNION BANK OF INDIA	26/12/2024
32	SARAN	CENTRAL BANK OF INDIA	20/12/2024
33	SHEIKHPURA	CANARA BANK	6/12/2024
34	SHEOHAR	BANK OF BARODA	6/12/2024
35	SITAMARHI	BANK OF BARODA	28/11/2024
36	SIWAN	CENTRAL BANK OF INDIA	29/10/2024
37	SUPAUL	STATE BANK OF INDIA	11/12/2024
38	VAISHALI	CENTRAL BANK OF INDIA	23/12/2024

STATE LEVEL BANKERS' COMMITTEE BIHAR, PATNA

(CONVENOR- STATE BANK OF INDIA) FY : 2024 - 25

BLBC MEETING HELD DURING THE PERIOD

01.10.2024 To 31.12.2024

SL.NO.	DISTRICT NAME	LEAD BANK	TOTAL BLOCKS	NO OF BLOCKS MEETING HELD	NO OF BLOCKS MEETING NOT HELD
1	ARARIA	STATE BANK OF INDIA	9	9	0
2	ARWAL	PUNJAB NATIONAL BANK	5	5	0
3	AURANGABAD	PUNJAB NATIONAL BANK	11	11	0
4	BANKA	UCO BANK	11	11	0
5	BEGUSARAI	UCO BANK	18	18	0
6	BHAGALPUR	UCO BANK	16	16	0
7	BHOJPUR	PUNJAB NATIONAL BANK	14	14	0
8	BUXAR	PUNJAB NATIONAL BANK	11	11	0
9	DARBHANGA	CENTRAL BANK OF INDIA	18	18	0
10	GAYA	PUNJAB NATIONAL BANK	24	24	0
11	GOPALGANJ	CENTRAL BANK OF INDIA	14	8	6
12	JAMUI	STATE BANK OF INDIA	10	10	0
13	JEHANABAD	PUNJAB NATIONAL BANK	7	7	0
14	KAIMUR (BHABUA)	PUNJAB NATIONAL BANK	11	11	0
15	KATIHAR	CENTRAL BANK OF INDIA	16	14	2
16	KHAGARIA	UNION BANK OF INDIA	7	7	0
17	KISHANGANJ	STATE BANK OF INDIA	7	7	0
18	LAKHISARAI	PUNJAB NATIONAL BANK	7	7	0
19	MADHEPURA	STATE BANK OF INDIA	13	13	0
20	MADHUBANI	CENTRAL BANK OF INDIA	21	21	0
21	MUNGER	UCO BANK	9	9	0
22	MUZAFFARPUR	CENTRAL BANK OF INDIA	16	16	0
23	NALANDA	PUNJAB NATIONAL BANK	20	20	0
24	NAWADA	PUNJAB NATIONAL BANK	14	14	0
25	PASHCHIM CHAMPARAN	CENTRAL BANK OF INDIA	18	6	12
26	PATNA	PUNJAB NATIONAL BANK	23	23	0
27	PURBI CHAMPARAN	CENTRAL BANK OF INDIA	27	15	12
28	PURNIA	STATE BANK OF INDIA	14	10	4
29	ROHTAS	PUNJAB NATIONAL BANK	19	19	0
30	SAHARSA	STATE BANK OF INDIA	10	10	0
31	SAMASTIPUR	UNION BANK OF INDIA	20	20	0
32	SARAN	CENTRAL BANK OF INDIA	20	20	0
33	SHEIKHPURA	CANARA BANK	6	6	0
34	SHEOHAR	BANK OF BARODA	5	5	0
35	SITAMARHI	BANK OF BARODA	17	17	0
36	SIWAN	CENTRAL BANK OF INDIA	19	19	0
37	SUPAUL	STATE BANK OF INDIA	11	9	2
38	VAISHALI	CENTRAL BANK OF INDIA	16	16	0
TOTAL			534	496	38

STATE LEVEL BANKER'S COMMITTEE, BIHAR

CONVENOR : STATE BANK OF INDIA

BANK WISE KCC ANIMAL HUSBANDRY SATURATION DATA UP TO 31.12.2024

Cumulative Data (Number)

SI No.	BANK	APPLICATION RECEIVED	APPLICATION ACCEPTED	SANCTIONED	% SANCTIONED	REJECTED / RETURNRED	% REJECTED/ RETURNRED	Pendency more than 15 days
1	Bank of Baroda	14781	14442	4024	27.86	10037	69.50	302
2	Bank of India	17699	17511	7673	43.82	9536	54.46	265
3	Bank of Maharashtra	47	46	10	21.74	35	76.09	0
4	Canara Bank	6421	6333	2786	43.99	3265	51.56	274
5	Central Bank of India	32973	32645	6859	21.01	24856	76.14	826
6	Cooperative Bank	1411	1405	306	21.78	1014	72.17	83
7	IDBI Bank Ltd.	678	678	41	6.05	454	66.96	183
8	Indian Bank	10300	10113	2716	26.86	7369	72.87	23
9	Indian Overseas Bank	549	549	90	16.39	328	59.74	130
10	Jammu & Kashmir Bank Ltd	0	0	0	0.00	0	0.00	0
11	Punjab & Sind Bank	20	20	2	10.00	12	60.00	6
12	Punjab National Bank	54274	52542	13677	26.03	38148	72.60	576
13	State Bank of India	59195	58225	13402	23.02	44167	75.86	517
14	UCO Bank	11215	10307	3177	30.82	6972	67.64	135
15	Union Bank of India	8420	8240	1755	21.30	5539	67.22	908
	Grand Total	217983	213056	56518	26.53	151732	71.22	4228

STATE LEVEL BANKER'S COMMITTEE, BIHAR								
CONVENOR : STATE BANK OF INDIA								
DISTRICT WISE KCC ANIMAL HUSBANDRY SATURATION DATA UP TO 31.12.2024								
Cumulative Data (Number)								
SI No.	DISTRICT	APPLICATION RECEIVED	APPLICATION ACCEPTED	SANCTIONED	% SANCTIONED	REJECTED / RETURNRED	% REJECTED/ RETURNRED	Pendency more than 15 days
1	Araria	7085	6425	1423	22.15	4729	73.60	264
2	Arwal	1247	1247	337	27.02	815	65.36	89
3	Aurangabad	2580	2459	1199	48.76	1225	49.82	25
4	Banka	6663	6663	1876	28.16	4746	71.23	30
5	Begusarai	6660	5490	1868	34.03	3556	64.77	53
6	Bhagalpur	7871	7871	2091	26.57	5553	70.55	182
7	Bhojpur	4745	4734	1065	22.50	3606	76.17	63
8	Buxar	6083	6081	1537	25.28	4507	74.12	37
9	Darbhanga	6474	6474	1841	28.44	4489	69.34	144
10	Gaya	9795	8585	2341	27.27	6143	71.56	101
11	Gopalganj	3519	3519	1290	36.66	2042	58.03	183
12	Jamui	4384	4274	787	18.41	3283	76.81	204
13	Jehanabad	4538	4532	1782	39.32	2717	59.95	1
14	Kaimur (Bhabua)	3418	3418	1036	30.31	2382	69.69	0
15	Katihar	6568	6568	1422	21.65	4805	73.16	317
16	Khagaria	4995	4995	1010	20.22	3852	77.12	104
17	Kishanganj	5542	5542	1230	22.19	4118	74.31	172
18	Lakhisarai	4478	4478	1676	37.43	2800	62.53	2
19	Madhepura	6059	6059	2352	38.82	3555	58.67	136
20	Madhubani	13204	13175	1471	11.17	11595	88.01	90
21	Munger	4457	4457	726	16.29	3682	82.61	47
22	Muzaffarpur	13465	13465	3386	25.15	9953	73.92	0
23	Nalanda	1638	1638	736	44.93	582	35.53	319
24	Nawada	6870	6817	1839	26.98	4708	69.06	204
25	Pashchim Champaran	3316	3316	967	29.16	2334	70.39	0
26	Patna	6544	6534	1550	23.72	4775	73.08	209
27	Purba Champaran	5029	5005	934	18.66	3765	75.22	252
28	Purnia	7063	7039	1570	22.30	5317	75.54	142
29	Rohtas	9012	9012	1323	14.68	7414	82.27	255
30	Saharsa	6760	6760	2149	31.79	4591	67.91	0
31	Samastipur	8743	7495	3058	40.80	4248	56.68	189
32	Saran	3818	3818	670	17.55	3060	80.15	87
33	Sheikhpura	1981	1887	475	25.17	1383	73.29	29
34	Sheohar	2600	2566	927	36.13	1583	61.69	56
35	Sitamarhi	9633	9562	3390	35.45	6107	63.87	65
36	Siwan	2092	2044	483	23.63	1458	71.33	80
37	Supaul	1639	1637	442	27.00	1173	71.66	22
38	Vaishali	7415	7415	2259	30.47	5081	68.52	75
	Grand Total	217983	213056	56518	26.53	151732	71.22	4228

STATE LEVEL BANKER'S COMMITTEE, BIHAR								
CONVENOR : STATE BANK OF INDIA								
BANK WISE KCC FISHRIES SATURATION DATA UP TO 31.12.2024								
Cumulative Data (Number)								
SI No.	BANK	APPLICATION RECEIVED	APPLICATION ACCEPTED	SANCTIONED	% SANCTIONED	REJECTED / RETURNRED	% REJECTED/ RETURNRED	Pendency more than 15 days
1	Bank of Baroda	754	753	50	6.64	638	84.73	58
2	Bank of India	751	749	235	31.38	420	56.07	86
3	Bank of Maharashtra	5	5	0	0.00	3	60.00	2
4	Canara Bank	361	361	93	25.76	189	52.35	62
5	Central Bank of India	1833	1647	236	14.33	1221	74.13	163
6	Cooperative Bank	186	186	64	34.41	96	51.61	25
7	IDBI Bank Ltd.	70	69	4	5.80	39	56.52	26
8	Indian Bank	546	545	43	7.89	475	87.16	18
9	Indian Overseas Bank	17	17	2	11.76	5	29.41	10
10	Jammu & Kashmir Bank Ltd	0	0	0	0.00	0	0.00	0
11	Punjab & Sind Bank	0	0	0	0.00	0	0.00	0
12	Punjab National Bank	3128	3038	230	7.57	2539	83.57	219
13	State Bank of India	3175	3016	280	9.28	2400	79.58	236
14	UCO Bank	514	467	81	17.34	344	73.66	35
15	Union Bank of India	729	721	6	0.83	671	93.07	37
	Grand Total	12069	11574	1324	11.44	9040	78.11	977

STATE LEVEL BANKER'S COMMITTEE, BIHAR								
CONVENOR : STATE BANK OF INDIA								
DISTRICT WISE KCC FISHRIES SATURATION DATA UP TO 31.12.2024								
Cumulative Data (Number)								
SI No.	BANK	APPLICATION RECEIVED	APPLICATION ACCEPTED	SANCTIONED	% SANCTIONED	REJECTED / RETURNRED	% REJECTED/ RETURNRED	Pendency more than 15 days
1	Araria	352	350	70	20.00	273	78.00	7
2	Arwal	284	284	11	3.87	216	76.06	48
3	Aurangabad	625	610	25	4.10	539	88.36	33
4	Banka	297	297	67	22.56	217	73.06	5
5	Begusarai	498	440	59	13.41	325	73.86	41
6	Bhagalpur	14	14	0	0.00	14	100.00	0
7	Bhojpur	32	32	4	12.50	23	71.88	5
8	Buxar	218	218	134	61.47	84	38.53	0
9	Darbhanga	14	14	0	0.00	14	100.00	0
10	Gaya	487	487	134	27.52	350	71.87	3
11	Gopalganj	291	291	45	15.46	171	58.76	71
12	Jamui	500	500	15	3.00	363	72.60	111
13	Jehanabad	133	123	18	14.63	43	34.96	0
14	Kaimur (Bhabua)	177	177	7	3.95	170	96.05	0
15	Katihar	255	234	4	1.71	133	56.84	95
16	Khagaria	1881	1881	1	0.05	1872	99.52	8
17	Kishanganj	169	169	27	15.98	142	84.02	0
18	Lakhisarai	370	370	85	22.97	285	77.03	0
19	Madhepura	309	309	17	5.50	282	91.26	10
20	Madhubani	309	309	36	11.65	239	77.35	31
21	Munger	482	482	14	2.90	446	92.53	22
22	Muzaffarpur	571	571	80	14.01	419	73.38	62
23	Nalanda	91	91	11	12.09	78	85.71	2
24	Nawada	212	212	14	6.60	155	73.11	35
25	Pashchim Champaran	593	593	137	23.10	425	71.67	23
26	Patna	48	48	6	12.50	42	87.50	0
27	Purba Champaran	290	283	65	22.97	129	45.58	84
28	Purnia	315	315	16	5.08	191	60.63	97
29	Rohtas	31	31	2	6.45	27	87.10	2
30	Saharsa	380	214	27	12.62	156	72.90	0
31	Samastipur	235	213	47	22.07	154	72.30	12
32	Saran	497	497	11	2.21	465	93.56	21
33	Sheikhpura	294	261	46	17.62	154	59.00	54
34	Sheohar	36	36	4	11.11	32	88.89	0
35	Sitamarhi	101	101	26	25.74	64	63.37	11
36	Siwan	255	255	39	15.29	157	61.57	53
37	Supaul	287	126	1	0.79	118	93.65	7
38	Vaishali	136	136	19	13.97	73	53.68	24
	Grand Total	12069	11574	1324	11.44	9040	78.11	977

SLBC BIHAR : CONVENOR - STATE BANK OF INDIA

ANNEXURE -II eBihar : EXPANDING AND DEEPENING OF DIGITAL PAYMENTS ECOSYSTEM

AS ON 30.06.2024

S.N	District Name	Digital coverage for individuals (Savings Accounts)																							No. of Operative SB Accounts ineligible for digital coverage as per bank's Board approved policies
		Eligible Operative Savings Accounts		Debit/ RuPay cards coverage				Internet Banking coverage				Mobile Banking + UPI + USSD coverage				AEPS coverage				Coverage with at least one of the digital modes of payment (Debit/ RuPay cards, Internet banking, Mobile banking, UPI, USSD, AEPS)					
		No. of Accounts	Of which, no. of women accounts	Total No. of Accounts covered	% coverage	Out of total no. of women accounts (G6), no of women accounts covered	% coverage for women accounts	Total No. of Accounts covered	% coverage	Out of total no. of women accounts (G6), no of women accounts covered	% coverage for women accounts	Total No. of Accounts covered	% coverage	Out of total no. of women accounts (G6), no of women accounts covered	% coverage for women accounts	Total No. of Accounts covered	% coverage	Out of total no. of women accounts (G6), no of women accounts covered	% coverage for women accounts	Total No. of Accounts covered	% coverage	Out of total no. of women accounts (G6), no of women accounts covered	% coverage for women accounts		
1	ARARIA	2214917	1127654	1381330	62.36	602114	53.40	381988	17.25	119317	10.58	860693	38.86	358100	31.76	1881495	84.95	925106	82.04	2214917	100.00	1127654	100.00	57442	
2	AURANGABAD	2683339	1310088	1314708	49.00	570468	43.54	352375	13.13	114738	8.76	671664	25.03	237982	18.17	2442329	91.02	1210946	92.43	2683339	100.00	1310088	100.00	105226	
3	BANKA	1788067	925736	748167	41.84	318517	34.41	189882	10.62	64707	6.99	523331	29.27	193979	20.95	1614170	90.27	832649	89.94	1788067	100.00	925736	100.00	65454	
4	BEGUSARAI	2881947	1509236	1333096	46.26	549877	36.43	498840	17.31	173360	11.49	1023779	35.52	424051	28.10	2537143	88.04	1323137	87.67	2881947	100.00	1509236	100.00	89175	
5	DARBHANGA	3238195	1642155	1907123	58.89	836328	50.93	692845	21.40	276273	16.82	1114543	34.42	441842	26.91	2960334	91.42	1493626	90.96	3238195	100.00	1642155	100.00	119271	
6	GOPALGANJ	2562070	1210327	1601511	62.51	669853	55.34	548209	21.40	195583	16.16	892903	34.85	336365	27.79	2257610	88.12	1036865	85.67	2562070	100.00	1210327	100.00	70193	
7	JAMUI	1727285	879008	734300	42.51	295251	33.59	231183	13.38	76779	8.73	448450	25.96	185228	21.07	1412165	81.76	702379	79.91	1727285	100.00	879008	100.00	70484	
8	KAIMUR (BHABUA)	1605589	802223	682510	42.51	273612	34.11	203408	12.67	67277	8.39	387887	24.16	144590	18.02	1441589	89.79	671974	83.76	1605589	100.00	802223	100.00	79540	
9	KATIHAR	2647278	1263382	1611887	60.89	661630	52.37	544779	20.58	224364	17.76	1103248	41.67	403788	31.96	2368207	89.46	1109999	87.86	2647278	100.00	1263382	100.00	63250	
10	KHAGARIA	1688839	904675	724140	42.88	277674	30.69	221982	13.14	69736	7.71	601061	35.59	283627	31.35	1400926	82.95	645831	71.39	1688839	100.00	904675	100.00	71722	
11	KISHANGANJ	1369104	687282	922308	67.37	420665	61.21	201968	14.75	62106	9.04	376727	27.52	144137	20.97	1221593	89.23	606074	88.18	1369104	100.00	687282	100.00	37672	
12	LAKHISARAI	1176692	610836	448696	38.13	168523	27.59	158809	13.50	47286	7.74	366717	31.17	182148	29.82	981752	83.43	448823	73.48	1176692	100.00	610836	100.00	59938	
13	MADHEPURA	1565854	796204	1030636	65.82	487214	61.19	300475	19.19	113356	14.24	453844	28.98	174317	21.89	1391459	88.86	676531	84.97	1565854	100.00	796204	100.00	46783	
14	MADHUBANI	3738167	1890994	2257879	60.40	1022359	54.06	796215	21.30	313136	16.56	1222125	32.69	461237	24.39	3457657	92.50	1732256	91.61	3738167	100.00	1890994	100.00	116913	
15	NAWADA	2376798	1246697	970218	40.82	418949	33.60	317089	13.34	97351	7.81	545183	22.94	206256	16.54	2133618	89.77	1057163	84.80	2376798	100.00	1246697	100.00	97429	
16	PASHCHIM CHAMPARAN	3233893	1513282	2097937	64.87	886288	58.57	615695	19.04	220467	14.57	1002321	30.99	347407	22.96	3010645	93.10	1391842	91.98	3233893	100.00	1513282	100.00	105432	
17	PURBI CHAMPARAN	4138236	1930440	2723860	65.82	1159364	60.06	892741	21.57	329485	17.07	1308674	31.62	468812	24.29	3865216	93.40	1777274	92.07	4138236	100.00	1930440	100.00	155773	
18	SAHARSA	1524667	802559	875911	57.45	393773	49.06	250384	16.42	79382	9.89	471768	30.94	215270	26.82	1315074	86.25	663220	82.64	1524667	100.00	802559	100.00	72145	
19	SAMASTIPUR	4123200	2027734	2316094	56.17	1012615	49.94	878101	21.30	325300	16.04	1409464	34.18	512853	25.29	3834635	93.00	1861307	91.79	4123200	100.00	2027734	100.00	156039	
20	SHEOHAR	549899	287241	294848	53.62	123483	42.99	98643	17.94	34395	11.97	212640	38.67	98309	34.23	462052	84.02	232714	81.02	549899	100.00	287241	100.00	22677	
21	SITAMARHI	2787404	1411301	1827323	65.56	846808	60.00	691978	24.83	293805	20.82	1051648	37.73	428428	30.36	2590552	92.94	1299843	92.10	2787404	100.00	1411301	100.00	92442	
22	SUPAUL	1923074	998637	1091128	56.74	489964	49.06	305583	15.89	96203	9.63	598305	31.11	244997	24.53	1699530	88.38	838515	83.97	1923074	100.00	998637	100.00	64798	
23	VAISHALI	4262904	2379205	3068123	71.97	1709288	71.84	892137	20.93	391443	16.45	1376654	32.29	523456	22.00	3290731	77.19	1675698	70.43	4262904	100.00	2379205	100.00	120264	
GRAND TOTAL		55807418	28156896	31963733	57.28	14194617	50.41	10265309	18.39	3785849	13.45	18023629	32.30	7017179	24.92	49570482	88.82	24213772	86.00	55807418	100.00	28156896	100.00	1940062	

SLBC BIHAR : CONVENOR - STATE BANK OF INDIA

ANNEXURE -II eBihar : EXPANDING AND DEEPENING OF DIGITAL PAYMENTS ECOSYSTEM

AS ON 30.06.2024

S.N	District Name	Digital coverage for Businesses (Current Accounts)									
		Total No. of Eligible Operative Current/ Business Accounts	Eligible Operative Current/ Business Accounts covered through Net Banking		Eligible Operative Current/ Business Accounts covered with POS/ QR		Eligible Operative Current/ Business Accounts covered with Mobile Banking etc.		Eligible Operative Current/ Business Accounts covered with at least one of facilities - Net Banking/ POS/ QR/ Mobile Banking		No. of Operative Current/ Business Accounts ineligible for digital coverage as per bank's Board approved policies
			No. of accounts covered	% coverage	No. of accounts covered	% coverage	No. of accounts covered	% coverage	No. of accounts covered	% coverage	
1	ARARIA	51599	31230	60.52	32360	62.71	33547	65.01	51599	100.00	7045
2	AURANGABAD	31973	16620	51.98	18016	56.35	20560	64.30	31973	100.00	4627
3	BANKA	20863	11073	53.07	12009	57.56	11240	53.88	20863	100.00	3865
4	BEGUSARAI	54347	37416	68.85	18490	34.02	34267	63.05	54347	100.00	7561
5	DARBHANGA	64129	43620	68.02	32420	50.55	45734	71.32	64129	100.00	9483
6	GOPALGANJ	36269	23196	63.96	20447	56.38	26497	73.06	36269	100.00	9306
7	JAMUI	26861	14754	54.93	16277	60.60	18308	68.16	26861	100.00	4743
8	KAIMUR (BHABUA)	23856	12123	50.82	13899	58.26	16585	69.52	23856	100.00	2571
9	KATIHAR	53379	29202	54.71	35094	65.74	36995	69.31	53379	100.00	9877
10	KHAGARIA	54417	32931	60.52	42808	78.67	42886	78.81	54417	100.00	3768
11	KISHANGANJ	18183	10567	58.11	7849	43.17	11234	61.78	18183	100.00	4675
12	LAKHISARAI	20460	10550	51.56	9972	48.74	15816	77.30	20460	100.00	2035
13	MADHEPURA	20111	11580	57.58	8307	41.31	11560	57.48	20111	100.00	5683
14	MADHUBANI	55329	32443	58.64	36239	65.50	39934	72.18	55329	100.00	6917
15	NAWADA	34122	19175	56.20	23639	69.28	23375	68.50	34122	100.00	3065
16	PASHCHIM CHAMPARAN	45633	28435	62.31	27575	60.43	31129	68.22	45633	100.00	9523
17	PURBI CHAMPARAN	63185	40306	63.79	33575	53.14	42703	67.58	63185	100.00	12323
18	SAHARSA	22881	11973	52.33	10006	43.73	14591	63.77	22881	100.00	5081
19	SAMASTIPUR	111480	69698	62.52	79591	71.39	80668	72.36	111480	100.00	9080
20	SHEOHAR	9774	5594	57.23	5779	59.13	7575	77.50	9774	100.00	1952
21	SITAMARHI	37472	23831	63.60	22313	59.55	25145	67.10	37472	100.00	8759
22	SUPAUL	22330	11999	53.73	9544	42.74	12654	56.67	22330	100.00	4573
23	VAISHALI	61825	45823	74.12	29076	47.03	40851	66.08	61825	100.00	12026
GRAND TOTAL		940478	574139	61.05	545285	57.98	643854	68.46	940478	100.00	148538

PM SURYA GHAR MUFT BIJLI YOJNA (PMSGMBY) AS ON 31.12.2024

(Amt. in lakh)

Sr.No.	Bank Name	LOAN APPLICATION RECEIVED	LOAN SANCTIONED (NO.)	SANCTIONED AMOUNT	LOAN DISBURSED (NO.)	LOAN DISBURSED (AMOUNT)
	LEAD BANKS					
1	STATE BANK OF INDIA	1596	596	1200.00	394	800.00
2	BANK OF BARODA	214	48	93.00	32	57.47
3	CANARA BANK	358	127	256.00	85	138.00
4	CENTRAL BANK OF INDIA	247	60	120.00	34	55.00
5	PUNJAB NATIONAL BANK	1007	446	2010.81	295	524.22
6	UNION BANK OF INDIA	107	41	92.40	39	80.15
7	UCO BANK	24	12	21.00	12	15.50
	OTHER BANKS					
8	BANK OF INDIA	172	50	106.00	37	73.00
9	BANK OF MAHARASHTRA	19	17	32.85	12	25.00
10	INDIAN BANK	297	49	102.20	27	56.83
11	INDIAN OVERSEAS BANK	15	11	21.20	11	21.20
12	PUNJAB AND SIND BANK	5	0	0.00	0	0.00
	Total Public Sector Bank	4061	1457	4055.46	978	1846.37
	PRIVATE BANKS					
13	AXIS BANK	0	0	0.00	0	0.00
14	BANDHAN BANK	0	0	0.00	0	0.00
15	FEDERAL BANK	0	0	0.00	0	0.00
16	HDFC BANK	0	0	0.00	0	0.00
17	ICICI BANK	0	0	0.00	0	0.00
18	IDBI BANK	0	0	0.00	0	0.00
19	INDUSIND BANK	0	0	0.00	0	0.00
20	J & K BANK	0	0	0.00	0	0.00
21	KARNATAKA BANK	0	0	0.00	0	0.00
22	KOTAK MAHINDRA BANK	0	0	0.00	0	0.00
23	SOUTH INDIAN BANK	0	0	0.00	0	0.00
24	YES BANK	0	0	0.00	0	0.00
25	KARUR VYSYA BANK	0	0	0.00	0	0.00
26	IDFC FIRST BANK	0	0	0.00	0	0.00
27	RBL BANK	0	0	0.00	0	0.00
	Total Private Sector Bank	0	0	0.00	0	0.00
	Total COMM. BANKS	4061	1457	4055.46	978	1846.37
	CO-OPERATIVE BANKS					
28	STATE CO-OP. BANK	0	0	0.00	0	0.00
	Total Cooperative Bank	0	0	0.00	0	0.00
	REGIONAL RURAL BANKS					
29	DAKSHIN BIHAR GRAMIN BANK	3	2	4.95	2	4.95
30	UTTAR BIHAR GRAMIN BANK	0	0	0.00	0	0.00
	Total Region Rural Bank	3	2	4.95	2	4.95
	SMALL FINANCE BANK					
31	JANA SMALL FIN. BANK	0	0	0.00	0	0.00
32	UJJIVAN SMALL FIN. BANK	0	0	0.00	0	0.00
33	UTKARSH SMALL FIN. BANK	0	0	0.00	0	0.00
34	ESAF SMALL FIN. BANK	0	0	0.00	0	0.00
35	UNITY SMALL FINANCE BANK	0	0	0.00	0	0.00
	Total Small Financial Bank	0	0	0.00	0	0.00
	TOTAL FOR BIHAR	4064	1459	4060.41	980	1851.32

SLBC BIHAR : CONVENOR - STATE BANK INDIA

Database on FLCs

AS ON 31.12.2024

Sr. No.	FLC Code	District	Date of opening	Location (Metro, Urban, Semi-urban or rural)	Premises (Branch, LDM office, RSETI, Independent)	Address of FLC	Sponsor Bank	Whether Run by Trust or run directly by sponsor bank	Name(s) of FL Counsellor(s)	Contact No(s)	Email	FLC Helpline
1	8301	ARARIA	02/01/2013	Semi Urban	LDM Office	LDM Office, SBI,ADB Araria 1st Office, ADB Chowk, Araria 854311	STATE BANK OF INDIA	Trust	VACANT			
2	4701	JAMUI	02/01/2013	Semi Urban	LDM Office	LDM Office, SBI Jamui Araria at LIC Office, Jamui 811307	STATE BANK OF INDIA	Trust	Banarsi Paswan	7903603892	banarispaswan52@gmail.com	7903603892
3	4901	KISHANGANI	02/01/2013	Semi Urban	LDM Office	LDM Office, SBI Paschim-Palya Br., Kishanganj	STATE BANK OF INDIA	Trust	Vivekanand Choudhary	9431265804/875785478	vchoudhary9696@gmail.com	9431265804/875785478
4	6801	MADHEPURA	02/01/2013	Semi Urban	LDM Office	LDM Office, SBI Bulid., Madhepura-852113	STATE BANK OF INDIA	Trust	Prawin Kumar Mishra	9931926872	prawnmishra5043@gmail.com	9931926872
5	7801	PURNIA	02/01/2013	Semi Urban	LDM Office	LDM Office, Staff Training Centre., Purnea-854301	STATE BANK OF INDIA	Trust	Ajay Kant Jha	9431383169	ajaykantthapur@gmail.com	9431383169
6	7601	SAHARSA	02/01/2013	Semi Urban	LDM Office	LDM Office, 1st floor, SBI Saharsa Main Branch, Kuchhari Campus, Saharsa 852201	STATE BANK OF INDIA	Trust	Ramawatar Choudhary	9472940395	ramachsb@gmail.com	9472940395
7	2081	SUPAUL	02/01/2013	Semi Urban	LDM Office	LDM Office, SBI, ADB Branch Campus, Chakla Nirmali, Supaul-852131	STATE BANK OF INDIA	Trust	Amrit Das	7658802928	1962amrit.das@gmail.com	7658802928
8	6502	SHEOHAR	12/06/2011	rural	RSETI	RSETI SHEOHAR NEAR ZILA GATE SHEOHAR	BANK OF BARODA	run directly by sponsor bank	MANOJ PRASAD	947100785	MP61200@GMAIL.COM	947100785
9	12028	SITAMARHI	28/03/2012	Semi-urban	RSETI	DUMRA NEAR BY DTO OFFICE OLD AGRICULTURE BHAIVAN SITAMARHI	BANK OF BARODA	run directly by sponsor bank	R N RAY	8340534478	BSVS.SITAMARHI@BANKOFBARODA.COM	8340534478
10	79	SHEIKHPURA	12/02/2010	Semi-urban	Independent	prince market Chandni Chowk Sheikhpura	CANARA BANK	Trust	SANDEEP SHEKHAR	9304178078	ajfc_sheikhpura@gmail.com	6341222927
11	7401	DARBHANGA	21/12/2011	Semi-urban	RSETI	RSETI BUILDING BHAHOLPUR BLOCK GARBHANGA BIHAR	CENTRAL BANK OF INDIA	run directly by sponsor bank	LDM	9264292196	lfnandg@centralbank.co.in	9264292196
12	6301	GOPALGANJ	21/12/2011	Semi-urban	RSETI	RSETI BUILDING MANJHA BLOCK GOPALGANJ BIHAR	CENTRAL BANK OF INDIA	run directly by sponsor bank	LDM	9264292081	lfnmgpa@centralbank.co.in	9264292081
13	7101	KATIARHAR	08/04/2011	Semi-urban	RSETI	RSETI BUILDING MANSAH BLOCK KATIARHAR BIHAR	CENTRAL BANK OF INDIA	run directly by sponsor bank	LDM	9264291811	lfnmkati@centralbank.co.in	9264291811
14	5401	MADHUBANI	21/12/2011	Semi-urban	RSETI	RSETI BUILDING RAHIKA BLOCK MADHUBANI BIHAR	CENTRAL BANK OF INDIA	run directly by sponsor bank	LDM	7903585886	lfnmadh@centralbank.co.in	7903585886
15	6201	MUZAFFARPUR	24/12/2011	Semi-urban	RSETI	RSETI BUILDING MUSARIH BLOCK MUZAFFARPUR BIHAR	CENTRAL BANK OF INDIA	run directly by sponsor bank	LDM	9264291747	lfnmuza@centralbank.co.in	9264291747
16	5401	PASHCHIM CHAMPARAN	24/12/2011	Semi-urban	RSETI	RSETI BUILDING BETTAHAI BLOCK WEST CHAMPARAN BIHAR	CENTRAL BANK OF INDIA	run directly by sponsor bank	LDM	9264292188	lfnwcham@centralbank.co.in	9264292188
17	5301	PURBI CHAMPARAN	24/12/2011	Semi-urban	RSETI	RSETI BUILDING MOTIHAH SADAR BLOCK EAST CHAMPARAN BIHAR	CENTRAL BANK OF INDIA	run directly by sponsor bank	LDM	9264292135	lfnmeham@centralbank.co.in	9264292135
18	6901	SARAN	24/12/2011	Semi-urban	RSETI	RSETI BUILDING JALALPUR BLOCK SARAN BIHAR	CENTRAL BANK OF INDIA	run directly by sponsor bank	LDM	9264292079	lfnmsaran@centralbank.co.in	9264292079
19	5701	SIWAN	24/12/2011	Semi-urban	RSETI	RSETI BUILDING HUSAINGANJ BLOCK SIWAN BIHAR	CENTRAL BANK OF INDIA	run directly by sponsor bank	LDM	9264292080	lfnsiwan@centralbank.co.in	9264292080
20	10901	ARWAL	21/03/2014	RURAL	LDM OFFICE	LDM OFFICE	PUNJAB NATIONAL BANK	run directly by sponsor bank	NA	NA	NA	NA
21	05801	AURANGABAD	21/03/2014	RURAL	LDM OFFICE	LDM OFFICE	PUNJAB NATIONAL BANK	run directly by sponsor bank	NA	NA	NA	NA
22	05201	BHOJPUR	21/03/2014	RURAL	LDM OFFICE	LDM OFFICE	PUNJAB NATIONAL BANK	run directly by sponsor bank	AMOD KUMAR PANDEY	7004295336	lfnbhojpur@pnb.co.in	7004295336
23	04501	BUXAR	21/03/2014	RURAL	LDM OFFICE	LDM OFFICE	PUNJAB NATIONAL BANK	run directly by sponsor bank	Anil Kumar Rem	9031025716	lfnbuxar@pnb.co.in	9031025716
24	07002	GYAWA	21/03/2014	RURAL	LDM OFFICE	LDM OFFICE	PUNJAB NATIONAL BANK	run directly by sponsor bank	Jarandhan Singh	9430095698	lfnbgya@pnb.co.in	9430095698
25	08102	JEHANABAD	21/03/2014	RURAL	LDM OFFICE	LDM OFFICE	PUNJAB NATIONAL BANK	run directly by sponsor bank	Uday Kumar Singh	9934700343	lfnjehanabad@pnb.co.in	9934700343
26	03701	KAIMUR (BHABUA)	21/03/2014	RURAL	LDM OFFICE	LDM OFFICE	PUNJAB NATIONAL BANK	run directly by sponsor bank	ASHOK SHRIVASTAVA	8521552888	lfnkaimur@pnb.co.in	8521552888
27	07502	LAKHISARAI	21/03/2014	RURAL	LDM OFFICE	LDM OFFICE	PUNJAB NATIONAL BANK	run directly by sponsor bank	NA	NA	NA	NA
28	05102	MUZAFFARPUR	21/03/2014	RURAL	LDM OFFICE	LDM OFFICE	PUNJAB NATIONAL BANK	run directly by sponsor bank	NA	NA	NA	NA
29	05902	NALANDA	21/03/2014	RURAL	LDM OFFICE	LDM OFFICE	PUNJAB NATIONAL BANK	run directly by sponsor bank	NA	NA	NA	NA
30	06002	PATNA	21/03/2014	RURAL	LDM OFFICE	LDM OFFICE	PUNJAB NATIONAL BANK	run directly by sponsor bank	NA	NA	NA	NA
31	06702	ROHTAS	21/03/2014	RURAL	LDM OFFICE	LDM OFFICE	PUNJAB NATIONAL BANK	run directly by sponsor bank	NA	NA	NA	NA
32	8501	KHAGARIA	17/04/2020	Urban	RSETI	Tulsi apartment near college road khagaria	UNION BANK OF INDIA	run directly by sponsor bank	Vinit Jha	9518754984	rsetikhagaria@gmail.com	
33	5501	SAMASTIPUR	31/03/2009	Urban	RSETI	ruby manison mohanspur road samastipur	UNION BANK OF INDIA	run directly by sponsor bank	Mk thakur	9123430625	rsetirosamastipur@unionbankofindia.bank	
34	8001	BANKA	30/06/2011	Urban	LDM office	DDO UCO BANK DOMANIYA MARKET, BANKA 813102 BIHAR	UCO BANK	run directly by sponsor bank				
35	8001	BEGUSARAI	29/07/2011	Urban	LDM office	DDO UCO BANK KAPASIA CHOWK BEGUSARAI 851117 BIHAR	UCO BANK	run directly by sponsor bank				
36	8001	BHAGALPUR	14/03/2011	Urban	LDM office	DDO UCO BANK SK TARAFAR ROAD ADAMPUR BHAGALPUR-812001 BIHAR	UCO BANK	run directly by sponsor bank				
37	8001	MUNGER	01/02/2011	Urban	LDM office	DDO UCO BANK CAMPUS NEARPUNJAB MUNGER 811201 BIHAR	UCO BANK	run directly by sponsor bank				
38	4501	BUXAR	16/08/2014	URBAN	INDEPENDENT	M/n. Mouffrajn, Ward no 10, Near Hotel Gitanjali, Buxar, Post-Gajdihanganj, Pin code-802103	DAKSHIN BIHAR GRAMIN BANK	DBGB	AMIT KUMAR	7033291969	mtbgfbuxar@gmail.com	7033291969
39	3701	KAIMUR (BHABUA)	16/08/2014	SEMI URBAN	INDEPENDENT	LIC Building, Opposite Agrawal Petrol pump, NearAllahabad Bank, Main Road-Bhabhua, Pin code-821101	DAKSHIN BIHAR GRAMIN BANK	DBGB	Ashok Kumar	7992395094	mtbgfbkaimur@gmail.com	7992395094
40	6701	ROHTAS	16/02/2014	SEMI URBAN	INDEPENDENT	SANT VILAS BHAVAN, RAIPUT COLONY, SASARAM, Pin code- 821115	DAKSHIN BIHAR GRAMIN BANK	DBGB	Amit Patel	9525286570	mtbgfbkasaram@gmail.com	9525286570
41	4901	AURANGABAD	21/03/2014	SEMI URBAN	INDEPENDENT	ARWAL, JEHANABAD ROAD, NEAR GIRLS H.S. Pin- 804401	DAKSHIN BIHAR GRAMIN BANK	DBGB	Shankar Das	9031025791	mtbgfbaurangabad@gmail.com	9031025791
42	7001	GAYA	15/02/2014	SEMI URBAN	INDEPENDENT	371A P COLONY (Ground Floor), GAYA, Pin code-823001	DAKSHIN BIHAR GRAMIN BANK	DBGB	Parweej Akhtar	7453885653	parweej.ah@gmail.com	7453885653
43	5901	NAWADA	03/02/2014	URBAN	INDEPENDENT	MANGAR BIGHA MORE, Opposite Civil court., NAWADA, Pin code- 805110	DAKSHIN BIHAR GRAMIN BANK	DBGB	Abhijit Kumar Singh	7033291963	mtbgfbcnawada@gmail.com	7033291963
44	5101	NALANDA	05/03/2014	SEMI URBAN	INDEPENDENT	RAMCHANDARPUR, BIHARSHARIF, pin code-802103	DAKSHIN BIHAR GRAMIN BANK	DBGB	RAVI KUMAR	8210768747	mtbgfbnalanda@gmail.com	8210768747
45	6001	PATNA	04/02/2014	URBAN	INDEPENDENT	SHIBHASH NAGAR, NEAR 90 FEET BYPASS, PATNA	DAKSHIN BIHAR GRAMIN BANK	DBGB	Arvind Kumar	8709777758	mtbgfbpatna@gmail.com	8709777758
46	5201	BHOJPUR	16/08/2014	SEMI URBAN	INDEPENDENT	Shobha Bhawan GODINA ROAD NEAR POWER HOUSE, Ward No 45, ARA-802301	DAKSHIN BIHAR GRAMIN BANK	DBGB	Adarsh Kumar	7033291968	mtbgfbbhojpur@gmail.com	7033291968
47	8101	JEHANABAD	02/07/2014	RURAL	INDEPENDENT	ARYABHAT ROAD, MALLA,CHHARAN(PAN PANI TANKI) JEHANABAD-804408	DAKSHIN BIHAR GRAMIN BANK	DBGB	Mohan Kumar	7903794904	mtbgfbjehanabad@gmail.com	7903794904
48	10901	ARWAL	16/08/2014	RURAL	INDEPENDENT	ARWAL, JEHANABAD ROAD, NEAR GIRLS H.S. PIN-804401	DAKSHIN BIHAR GRAMIN BANK	DBGB	Mritunjay Kumar	7979701308	mtbgfbarwal@gmail.com	7979701308
49	7701	BEGUSARAI	26/11/2019	SEMI URBAN	INDEPENDENT	SONAAGESHWAR COMPLEX, TRAFFIC CHOK, BEGUSARAI	DAKSHIN BIHAR GRAMIN BANK	DBGB	Mithlesh Kumar	9508179349	mtbgfbeg@gmail.com	9508179349
50	8501	KHAGARIA	19/06/2018	SEMI URBAN	INDEPENDENT	SDO ROAD main branch , KHAGARIA	DAKSHIN BIHAR GRAMIN BANK	DBGB	Prashant Kumar	7903149263	mtbgfbkh@gmail.com	7903149263
51	8001	BHAGALPUR	14/10/2019	SEMI URBAN	INDEPENDENT	BHAGALPUR Main Branch near ghanta ghari , BHAGALPUR	DAKSHIN BIHAR GRAMIN BANK	DBGB	Shyam Sundar Prasad Sah	9801875775	mtbgfbbhagapur@gmail.com	9801875775
52	4601	BANKA	14/10/2019	RURAL	INDEPENDENT	STATION ROAD, B.O. BANKA, BANKA	DAKSHIN BIHAR GRAMIN BANK	DBGB	Vivek Kumar	8004589674	mtbgfbbanka@gmail.com	8004589674
53	7201	MUNGER	14/10/2019	RURAL	INDEPENDENT	B.O. MUNGER, MUNGER	DAKSHIN BIHAR GRAMIN BANK	DBGB	Vikash Kumar	9905431242	mtbgfbmunger@gmail.com	9905431242
54	5501	SAMASTIPUR	03/01/2020	URBAN	INDEPENDENT	B.O. HARPUR ALLOTH, HARPUR ALLOTH	DAKSHIN BIHAR GRAMIN BANK	DBGB	Rajkumar Singh	9931470929	DBGBROSAM@GMAIL.COM	9931470929
55	7501	LAKHISARAI	22/11/2019	RURAL	INDEPENDENT	B.O. HASANPUR, JAMUI MORE, LAKHISARAI	DAKSHIN BIHAR GRAMIN BANK	DBGB	Amrakesh Kumar	7070067266	mtb3121@dbg.co.in	7070067266
56	4701	JAMUI	22/11/2019	SEMI URBAN	INDEPENDENT	SIKANDRA ROAD, B.O. NARDHI, JAMUI	DAKSHIN BIHAR GRAMIN BANK	DBGB	AMARNATH Kuanr	7903474745	3006dbjrojanfid@gmail.com	7903474745
57	7901	SHEIKHPURA	01/01/2020	RURAL	INDEPENDENT	AT-AMIT HOTEL BUILDING, Chandni Chok ,SHEIKHPURA	DAKSHIN BIHAR GRAMIN BANK	DBGB	MEGHAN DAS	9931973783	abhishkekfilio@gmail.com	9931973783
58	8302	ARARIA	24/03/2013	Semi-urban	Bank Branch	Utтар Bihar Gramin Bank Branch-Farbaganj, Region-Araria PO - Farbaganj District.-Araria Pincode-854318	UTTAR BIHAR GRAMIN BANK	run directly by sponsor bank	Vijay Kumar Das	9430599256	vkdas1963@gmail.com	0621-2244442
59	7402	DARBHANGA	24/03/2013	Urban	Bank Branch	Utтар Bihar Gramin Bank Branch-Benipur, Region-Benipur P.O. : ASHI VIA : BIROUL District.-Darbhanga Pincode-847105	UTTAR BIHAR GRAMIN BANK	run directly by sponsor bank	Zahid Hussain Siddiquee	9204484465	zhussainubg@gmail.com	0621-2244442
60	6302	GOPALGANJ	24/03/2013	Urban	Bank Branch	Utтар Bihar Gramin Bank Branch-Miganj P.O.: Kasba District.-Gopalganj Pincode-854339	UTTAR BIHAR GRAMIN BANK	run directly by sponsor bank	Surendra Pandey	9204484465	pandey.surendra02@gmail.com	0621-2244442
61	7102	KATIARHAR	24/03/2013	Urban	Bank Branch	Utтар Bihar Gramin Bank Branch-Hafflaganj Region-Purnea At-Newalal ChowPO Purnea District.-Purnea Pincode-854301	UTTAR BIHAR GRAMIN BANK	run directly by sponsor bank	Ruhi Mala	7004406670	fpurnro@rbubg.in	0621-2244442
62	4902	KISHANGANI	24/03/2013	Semi Urban	Bank Branch	Utтар Bihar Gramin Bank Branch-Kishanganj Region-Araria At & PO - Kishanganj District.-Kishanganj Pincode-855108	UTTAR BIHAR GRAMIN BANK	run directly by sponsor bank	Ravindra Prasad	929795864	fararro@rbubg.in	0621-2244442
63	6802	MADHEPURA	24/03/2013	Semi Urban	Bank Branch	Utтар Bihar Gramin Bank Branch-Singheswar Region-Madhepura At + Po-HataundaVia-Biharganj District.-Madhepura Pincode-852101	UTTAR BIHAR GRAMIN BANK	run directly by sponsor bank	Priya Kumari Keshri	9297954221	fsisharo@rbubg.in	0621-2244442
64	5402	MADHUBANI	24/03/2013	Urban	Bank Branch	Utтар Bihar Gramin Bank Branch-Singheswar Region-Madhepura At + Po-HataundaVia-Biharganj District.-Madhepura Pincode-852101	UTTAR BIHAR GRAMIN BANK	run directly by sponsor bank	Radheshyam Paswan	9430045797	radheshyam3690@gmail.com	0621-2244442
65	6202	MUZAFFARPUR	24/03/2013	Urban	Bank Branch	Utтар Bihar Gramin Bank Branch-Saraya egion-Muzaffarpur Saraya vai-Saraya Kothi District.-Muzaffarpur Pincode-843126	UTTAR BIHAR GRAMIN BANK	run directly by sponsor bank	Bisheswar Paswan	7488892227	2020bisheswarpaswan@gmail.com	0621-2244442
66	6402	PASHCHIM CHAMPARAN	24/03/2013	Urban	Bank Branch	Utтар Bihar Gramin Bank Branch-Naukatiaganj Region-Bettah, Bagaha District.-West Champaran Pincode-845106	UTTAR BIHAR GRAMIN BANK	run directly by sponsor bank	Naman	8709044230	fbtetro@rbubg.in	0621-2244442
67	5302	PURBI CHAMPARAN	24/03/2013	Urban	Bank Branch	Utтар Bihar Gramin Bank Branch-Dhaka Sol Id-100294 Region-Motihari north Po. Dhaka District.-East Champaran Pincode-845426	UTTAR BIHAR GRAMIN BANK	run directly by sponsor bank	Nagendra Kishore Madhur	8252517824	nkmadhur93@gmail.com	0621-2244442
68	7802	PURNIA	24/03/2013	Urban	Bank Branch	Utтар Bihar Gramin Bank Branch-Dhamdaha Region-Purnea P.O.: Sonali District.-Katiarh. Pincode-855114	UTTAR BIHAR GRAMIN BANK	run directly by sponsor bank	Ruhi Mala	7004406670	fpurnro@rbubg.in	0621-2244442
69	7602	SAHARSA	24/03/2013	Urban	Bank Branch	Utтар Bihar Gramin Bank Branch-Bajnathpur Region-Saharsa Po Bajnathpur District.-Saharsa Pincode-852221	UTTAR BIHAR GRAMIN BANK	run directly by sponsor bank	Priya Kumari Keshri	9297954221	fsisharo@rbubg.in	0621-2244442
70	6602	SARAN	24/03/2013	Urban	Bank Branch	Utтар Bihar Gramin Bank Branch-Marhrowah Region-Chapra At+ Po-Marhrowah District.-Saran Pincode-841418	UTTAR BIHAR GRAMIN BANK	run directly by sponsor bank	Abhay Kumar	620378417	fchapro@rbubg.in	0621-2244442
71	6502	SHEOHAR	24/03/2013	Semi Urban	Bank Branch	Utтар Bihar Gramin Bank Branch-Samthitbar Region-Sitamarhi P.o. RunniSadpur District.-Sheohar Pincode-843328	UTTAR BIHAR GRAMIN BANK	run directly by sponsor bank	Bhikhari Ram	6205853847	bhikhari2ram@gmail.com	0621-2244442
72	5002	SITAMARHI	24/03/2013	Semi Urban	Bank Branch	Utтар Bihar Gramin Bank Branch-RunniSadpur Region-Sitamarhi P.o.-Riga Via-Riga District.-Sitamarhi Pincode-843327						

STATE LEVEL BANKERS' COMMITTEE BIHAR, PATNA			
(CONVENOR- STATE BANK OF INDIA) FY : 2024 - 25			
Collecting -District wise FL camps conducted pertaining to rural branches data AS On 31.12.2024			
SL.NO.	NAME OF DISTRICT	No of rural branches in district	No of camps conducted during the quarter
1	ARARIA	80	85
3	AURANGABAD	107	261
5	BEGUSARAI	75	151
7	BHOJPUR	116	348
9	DARBHANGA	109	228
11	GOPALGANJ	113	228
13	JEHANABAD	54	128
15	KATIHAR	90	113
17	KISHANGANJ	61	56
19	MADHEPURA	37	51
21	MUNGER	49	111
23	NALANDA	130	345
25	PASHCHIM CHAMPARAN	94	193
27	PURBI CHAMPARAN	96	186
29	ROHTAS	121	326
31	SAMASTIPUR	140	313
33	SHEIKHPURA	22	122
35	SITAMARHI	45	83
37	SUPAUL	46	66
	GRAND TOTAL	3265	7068

SLBC BIHAR															
QUARTERLY REPORT ON CONDUCT OF SPECIAL CAMPS BY FLCs (GOING DIGITAL)															
31.12.2024															
S.N.	Bank Name	FLC Code	S.No of camp	Date of camp	District Name	Block Name	Village	No of participants	Stakeholders present (Indicate Y/N)						
									LDM Presence	DDM Presence	LDO Presence	Local Govt. Presence	NGO. Presence	BC Presence	Others Presence
1	STATE BANK OF INDIA	4901	1	17/10/2024	KISHANGANJ	KOCHADHAMAN	KATHALBARI, MADARSA	61	Y	N	N	N	Y	Y	Y
2	STATE BANK OF INDIA	4901	3	13/11/2024	KISHANGANJ	DIGHALBANK	PANIBAG	64	Y	N	N	N	Y	Y	Y
3	STATE BANK OF INDIA	4901	5	12/10/2024	KISHANGANJ	BAHADURGANJ	GANGI	59	N	Y	N	N	Y	Y	Y
4	STATE BANK OF INDIA	4901	6	13/12/2024	KISHANGANJ	THAKURGANJ	THAKURGANJ	53	Y	Y	N	N	Y	Y	Y
5	STATE BANK OF INDIA	8301	7	24/10/2024	ARARIA	PALASI	MAINA	51	Y	N	N	N	Y	Y	Y
6	STATE BANK OF INDIA	8301	8	25/10/2024	ARARIA	JOKIHAT	THENGAPUR CHOWK	51	Y	Y	N	N	Y	Y	Y
7	STATE BANK OF INDIA	8301	9	25/11/2024	ARARIA	FORBESGANJ	RAMPUR NORTH	62	Y	N	N	N	Y	Y	Y
8	STATE BANK OF INDIA	8301	10	26/11/2024	ARARIA	FORBESGANJ	RAMPUR SOUTH	68	Y	Y	N	N	Y	Y	Y
9	STATE BANK OF INDIA	8301	11	14/12/2024	ARARIA	NARPATGANJ	BHANGI	71	N	Y	N	N	Y	Y	Y
10	STATE BANK OF INDIA	8301	12	15/12/2024	ARARIA	NARPATGANJ	BHORHAR	52	Y	Y	N	N	Y	Y	Y
11	STATE BANK OF INDIA	6081	13	10/09/2024	MADHEPURA	MADHEPURA	SUKHASAN	35	N	N	N	N	N	Y	Y
12	STATE BANK OF INDIA	6081	14	23/10/2024	MADHEPURA	BIHARIGANJ	BABHANGAM	110	N	N	N	N	N	Y	Y
13	STATE BANK OF INDIA	6081	15	11/04/2024	MADHEPURA	MADHEPURA	BALAMGARHI	45	N	N	N	N	N	Y	Y
14	STATE BANK OF INDIA	6081	16	20/11/2024	MADHEPURA	GAMHARIYA	BABHANI	300	N	N	N	Y	N	Y	Y
15	STATE BANK OF INDIA	6081	17	18/12/2024	MADHEPURA	MURLIGANJ	JITAPUR	45	N	N	N	Y	N	Y	Y
16	STATE BANK OF INDIA	6081	18	19/12/2024	MADHEPURA	MURLIGANJ	PARWANAVTOL	48	N	N	N	Y	N	Y	Y
17	STATE BANK OF INDIA	7801	19	15/10/2024	PURNIA	DAGRAU	BAIBAILI	86	Y	N	N	Y	N	Y	Y
18	STATE BANK OF INDIA	7801	20	23/10/2024	PURNIA	BAISI	BAISI HS	64	Y	N	N	Y	N	Y	Y
19	STATE BANK OF INDIA	7801	21	21/12/2024	PURNIA	KASBA	BISHANPUR	64	Y	N	N	Y	N	Y	Y
20	STATE BANK OF INDIA	7801	22	11/05/2024	PURNIA	BANMANKHI	SUMRIT HS	48	Y	N	N	Y	N	Y	Y
21	STATE BANK OF INDIA	7801	23	25/12/2024	PURNIA	DHAMDAHA	AMARI KUKRON	37	N	N	N	Y	N	Y	Y
22	STATE BANK OF INDIA	7801	24	29/12/2024	PURNIA	DHAMDAHA	BARKONA	34	N	N	N	Y	N	Y	Y
23	STATE BANK OF INDIA	2081	25	25/10/2024	SUPAUL	PIPRA	AMHA	45	N	N	N	N	Y	Y	Y
24	STATE BANK OF INDIA	2081	26	29/10/2024	SUPAUL	SUPAUL	GARH BARUARY	50	N	N	N	N	Y	Y	Y
25	STATE BANK OF INDIA	2081	27	22/11/2024	SUPAUL	SUPAUL	GARH BARUARY	46	N	N	N	N	Y	Y	Y
26	STATE BANK OF INDIA	2081	28	23/11/2024	SUPAUL	SUPAUL	PASWAN TOLA	52	N	N	N	N	Y	Y	Y
27	STATE BANK OF INDIA	2081	29	22/12/2024	SUPAUL	TRIBENIGANJ	KUSHAHA	46	N	N	N	N	Y	Y	Y
28	STATE BANK OF INDIA	2081	30	28/12/2024	SUPAUL	PIPRA	BISHUNPUR	48	N	Y	N	N	Y	Y	Y
29	STATE BANK OF INDIA	7601	31	10/03/2024	SAHARSA	SATTAR KATTAIYA	H S SCHOOL BIJALPUR	58	Y	N	N	Y	N	Y	Y
30	STATE BANK OF INDIA	7601	32	07/10/2024	SAHARSA	PATARGHAT	U H S SCHOOL KAMALPARI	60	N	Y	Y	Y	Y	N	Y
31	STATE BANK OF INDIA	7601	33	25/10/2024	SAHARSA	SOUR BAZAR	MAHESHPUR CHANDAUR	108	Y	N	N	N	Y	Y	Y
32	STATE BANK OF INDIA	7601	34	26/10/2024	SAHARSA	SOUR BAZAR	MAHESHPUR	64	N	N	N	Y	Y	Y	Y
33	STATE BANK OF INDIA	7601	35	17/12/2024	SAHARSA	SOUR BAZAR	U H S SCHOOL RAMPUR	51	N	Y	N	N	N	N	Y
34	STATE BANK OF INDIA	7601	36	19/12/2024	SAHARSA	KAHARA	MURLIBASANTPUR	70	Y	N	N	Y	Y	N	Y
35	STATE BANK OF INDIA	4701	37	10/08/2024	JAMUI	GIDHOR	HARDIMOH	49	Y	N	N	N	N	Y	Y
36	STATE BANK OF INDIA	4701	38	15/10/2024	JAMUI	CHAKAI	BHALUA	54	Y	N	N	Y	N	N	N
37	STATE BANK OF INDIA	4701	39	16/11/2024	JAMUI	SIKANDRA	SIKANDRA	51	Y	N	N	N	N	N	Y
38	STATE BANK OF INDIA	4701	40	20/11/2024	JAMUI	JHAJHA	KARNA	53	Y	N	N	Y	N	Y	N
39	STATE BANK OF INDIA	4701	41	12/04/2024	JAMUI	SONO	SONO	42	Y	N	N	Y	N	N	N
40	STATE BANK OF INDIA	4701	42	12/05/2024	JAMUI	SIKANDRA	KUMAR	45	Y	N	N	Y	N	N	N
41	BANK OF BARODA	12208	1	01/10/2024	SITAMARHI	RUNNISAIDPUR	KHOPI	35	Y	N	N	N	N	Y	Y
42	BANK OF BARODA	12208	2	01/10/2024	SITAMARHI	PARIHAR	INDARWA	32	N	Y	N	N	Y	Y	Y
43	BANK OF BARODA	12208	3	04/10/2024	SITAMARHI	DUMRA	DUMRA	23	Y	N	N	Y	N	Y	Y
44	BANK OF BARODA	12208	4	06/10/2024	SITAMARHI	DUMRA	DUMRA	35	Y	Y	N	N	Y	N	Y
45	BANK OF BARODA	12208	5	07/10/2024	SITAMARHI	SONBARSA	PARSA	32	N	Y	N	N	Y	Y	Y
46	BANK OF BARODA	12208	6	10/10/2024	SITAMARHI	NANPUR	GAURI	35	N	Y	N	N	N	Y	Y
47	BANK OF BARODA	12208	7	14/10/2024	SITAMARHI	BAIRGANIA	NANDWARA	35	Y	Y	N	N	N	Y	Y
48	BANK OF BARODA	12208	8	17/10/2024	SITAMARHI	SUPPI	MARUKI	34	N	Y	Y	N	N	Y	Y
49	BANK OF BARODA	12208	9	21/10/2024	SITAMARHI	SURSAND	MALAH	35	Y	N	N	N	Y	Y	Y
50	BANK OF BARODA	12208	10	22/10/2024	SITAMARHI	BAJPATTI	MADHUBAN,BASAHA	35	Y	N	Y	Y	Y	Y	Y

51	BANK OF BARODA	12208	11	23/10/2024	SITAMARHI	RIGA	KUSHMARI	35	N	N	Y	Y	Y	Y	Y
52	BANK OF BARODA	12208	12	01/11/2024	SITAMARHI	RIGA	BARAHI	25	Y	N	Y	N	Y	Y	Y
53	BANK OF BARODA	12208	13	02/11/2024	SITAMARHI	BAJPATTI	BAJPATTI	23	Y	N	Y	Y	N	Y	Y
54	BANK OF BARODA	12208	14	05/11/2024	SITAMARHI	SURSAND	SASAULA	28	Y	N	N	Y	Y	N	Y
55	BANK OF BARODA	12208	15	06/11/2024	SITAMARHI	RUNNISAIDPUR	OLIPUR	32	N	Y	N	Y	N	Y	Y
56	BANK OF BARODA	12208	16	16/11/2024	SITAMARHI	RIGA	BAKHRI	35	Y	N	N	N	N	Y	Y
57	BANK OF BARODA	12208	17	22/11/2024	SITAMARHI	PUPRI	KESHOPUR	33	Y	N	Y	N	Y	Y	Y
58	BANK OF BARODA	12208	18	30/11/2024	SITAMARHI	PUPRI	BALHA MAKSUDAN	27	Y	N	Y	N	N	Y	Y
59	BANK OF BARODA	12208	19	02/12/2024	SITAMARHI	DUMRA	DUMRA	27	Y	Y	N	N	Y	N	Y
60	BANK OF BARODA	12208	20	09/12/2024	SITAMARHI	PUPRI	BAURA BAJITPUR	23	N	N	Y	Y	Y	N	Y
61	BANK OF BARODA	12208	21	11/12/2024	SITAMARHI	PARSAUNI	PARSAUNI	25	Y	Y	N	N	Y	Y	Y
62	BANK OF BARODA	12208	22	12/12/2024	SITAMARHI	RUNNISAIDPUR	MORSAND	20	Y	Y	N	N	N	Y	Y
63	BANK OF BARODA	12208	23	13/12/2024	SITAMARHI	RUNNISAIDPUR	THUMMA	28	Y	N	N	N	Y	Y	Y
64	BANK OF BARODA	12208	24	16/12/2024	SITAMARHI	BATHANAHA	YOGWANA	29	Y	N	Y	N	N	Y	Y
65	BANK OF BARODA	12208	25	17/12/2024	SITAMARHI	BAIRGANIA	SEKHONA	76	N	N	Y	Y	Y	Y	Y
66	BANK OF BARODA	6502	26	06/12/2024	MADHEPURA	PIPRAHI	AMBAKALAN	35	Y	N	Y	N	N	N	Y
67	BANK OF BARODA	12208	26	18/12/2024	SITAMARHI	SONBARSA	YOGWANA	31	N	Y	N	Y	Y	N	Y
68	BANK OF BARODA	12208	27	23/12/2024	SITAMARHI	NANPUR	KOILY	32	N	N	Y	Y	Y	Y	Y
69	BANK OF BARODA	12208	28	24/12/2024	SITAMARHI	BATHANAHA	BATHNAHA	24	N	Y	Y	Y	N	N	Y
70	BANK OF BARODA	12208	29	28/12/2024	SITAMARHI	SONBARSA	BHUTHI	26	N	Y	N	Y	Y	N	Y
71	BANK OF BARODA	12208	30	30/12/2024	SITAMARHI	RUNNISAIDPUR	BELAHI NILKANTH	27	N	Y	N	Y	Y	N	Y
72	BANK OF BARODA	12208	31	31/12/2024	SITAMARHI	NANPUR	BHADIYAN	32	N	N	N	Y	Y	Y	Y
73	BANK OF BARODA	12208	31	31/12/2024	SITAMARHI	NANPUR	BENGHA	34	Y	N	N	Y	N	Y	Y
74	BANK OF BARODA	6502	37	28/12/2024	MADHEPURA	PIPRAHI	KAMRAULI	19	N	N	N	N	N	Y	Y
75	CANARA BANK	7901	1	17/10/2024	SHEIKHPURA	GHATKUSUMBHA	MIDDLE SCHOOL, BARUNA,	65	N	N	N	Y	Y	Y	Y
76	CANARA BANK	7901	2	22/10/2024	SHEIKHPURA	ARIARI	ARIYARI,	50	Y	N	N	Y	N	N	Y
77	CANARA BANK	7901	3	23/10/2024	SHEIKHPURA	SHEIKHPURA	SHEIKHPURA	328	Y	N	N	Y	Y	N	Y
78	CANARA BANK	7901	4	25/11/2024	SHEIKHPURA	GHATKUSUMBHA	GHATKUSUMBHA	77	N	N	N	N	N	Y	Y
79	CANARA BANK	7901	5	26/11/2024	SHEIKHPURA	SHEIKHPURA	SHEIKHPURA	72	N	N	N	Y	Y	Y	Y
80	CANARA BANK	7901	6	03/12/2024	SHEIKHPURA	SHEIKHPURA	DALLU CHAK	63	Y	Y	N	Y	N	Y	Y
81	CANARA BANK	7901	7	03/12/2024	SHEIKHPURA	ARIARI	DIHA, ARIYARI	65	Y	Y	N	Y	N	Y	Y
82	CANARA BANK	7901	8	09/12/2024	SHEIKHPURA	ARIARI	KASAR, ARIYARI	45	N	N	N	Y	N	Y	Y
83	CANARA BANK	7901	9	12/12/2024	SHEIKHPURA	ARIARI	HAZRATPUR MADRO, ARIYARI	72	N	N	N	Y	Y	Y	Y
84	CENTRAL BANK OF INDIA	7401	1	22/10/2024	DARBHANGA	ALINAGAR	BAHADURPUR	40	Y	N	N	N	Y	Y	N
85	CENTRAL BANK OF INDIA	7401	2	24/10/2024	DARBHANGA	BAHADURPUR	BENIPUR	41	Y	N	N	N	Y	Y	N
86	CENTRAL BANK OF INDIA	7401	5	18/12/2024	DARBHANGA	BAHERI	TARDIH	23	Y	N	N	N	Y	Y	N
87	CENTRAL BANK OF INDIA	6301	6	10/12/2024	GOPALGANJ	THAWE	BARAULI	39	Y	N	N	N	Y	Y	N
88	CENTRAL BANK OF INDIA	6301	9	20/11/2024	GOPALGANJ	UCHKAGAON	THAWE	35	Y	N	N	N	Y	Y	N
89	CENTRAL BANK OF INDIA	7101	10	28/11/2024	KATIHAR	AMDABAD	ROSHNA	30	Y	N	N	N	Y	Y	N
90	CENTRAL BANK OF INDIA	7101	13	21/11/2024	KATIHAR	AZAMNAGAR	NARAYANPUR	29	Y	N	N	N	Y	Y	N
91	CENTRAL BANK OF INDIA	5401	14	21/11/2024	MADHUBANI	JHANJHARPUR	SUKHET	31	Y	N	N	N	Y	Y	N
92	CENTRAL BANK OF INDIA	5401	16	28/11/2024	MADHUBANI	PANDAUL	PANDAUL	45	Y	N	N	N	Y	Y	N
93	CENTRAL BANK OF INDIA	5401	17	12/12/2024	MADHUBANI	RAJNAGAR	MANGRAUNI	29	Y	N	N	N	Y	Y	N
94	CENTRAL BANK OF INDIA	6201	18	28/11/2024	MUZAFFARPUR	AURAI	KANTI	32	Y	N	N	N	Y	Y	N
95	CENTRAL BANK OF INDIA	6201	20	21/11/2024	MUZAFFARPUR	BANDRA	MURAU	28	Y	N	N	N	Y	Y	N
96	CENTRAL BANK OF INDIA	6201	21	29/11/2024	MUZAFFARPUR	BOCHAHAN	BELA	30	Y	N	N	N	Y	Y	N
97	CENTRAL BANK OF INDIA	6201	22	24/10/2024	MUZAFFARPUR	GAIGHAT	RAMPUR	25	Y	N	N	N	Y	Y	N
98	CENTRAL BANK OF INDIA	6401	23	21/10/2024	PASHCHIM CHAMPARAN	RAMNAGAR	BAGHA	26	Y	N	N	N	Y	Y	N
99	CENTRAL BANK OF INDIA	6401	24	24/10/2024	PASHCHIM CHAMPARAN	SIKTA	TADHWA	24	Y	N	N	N	Y	Y	N
100	CENTRAL BANK OF INDIA	6401	26	21/11/2024	PASHCHIM CHAMPARAN	THAKRAHAN	DHUMNAGAR	30	Y	N	N	N	Y	Y	N
101	CENTRAL BANK OF INDIA	5301	27	28/11/2024	PURBI CHAMPARAN	ADAPUR	MISHRAULIYA	21	Y	N	N	N	Y	Y	N
102	CENTRAL BANK OF INDIA	5301	39	12/12/2024	PURBI CHAMPARAN	ARERAJ	PALANWA	25	Y	N	N	N	Y	Y	N
103	CENTRAL BANK OF INDIA	6601	40	24/10/2024	SARAN	SONEPUR	AMNOUR	30	Y	N	N	N	Y	Y	N
104	CENTRAL BANK OF INDIA	6601	44	29/11/2024	SARAN	TARAIYA	MASHRAKH	31	Y	N	N	N	Y	Y	N
105	CENTRAL BANK OF INDIA	5701	45	20/11/2024	SIWAN	SIWAN	BALLI	29	Y	N	N	N	Y	Y	N
106	CENTRAL BANK OF INDIA	5701	48	24/10/2024	SIWAN	ZIRADEI	KHARSANGA	27	Y	N	N	N	Y	Y	N
107	CENTRAL BANK OF INDIA	8901	49	17/12/2024	VAISHALI	PATEPUR	BHAGWANPUR	29	Y	N	N	N	Y	Y	N

108	CENTRAL BANK OF INDIA	8901	51	18/12/2024	VAISHALI	RAGHOPUR	LALGANJ	35	Y	N	N	N	Y	Y	N
109	CENTRAL BANK OF INDIA	8901	52	20/12/2024	VAISHALI	RAJAPAKAR	MAHUA	40	Y	N	N	N	Y	Y	N
110	PUNJAB NATIONAL BANK	10901	1	04/10/2024	ARWAL	KALER	ANGUR	52	Y	N	N	N	N	N	N
111	PUNJAB NATIONAL BANK	10901	2	13/11/2024	ARWAL	KAPRI	ABGILA	56	N	N	N	N	N	N	N
112	PUNJAB NATIONAL BANK	10901	3	28/11/2024	ARWAL	SONBHADRA-BANSI-SURAJPUR	KHARASIN	60	Y	N	N	N	N	N	N
113	PUNJAB NATIONAL BANK	10901	4	11/12/2024	ARWAL	KURTHA	BARA	52	Y	N	N	N	N	N	N
114	PUNJAB NATIONAL BANK	5801	5	09/10/2024	AURANGABAD	DAUDNAGAR	CHAURAM	52	N	N	N	N	N	N	N
115	PUNJAB NATIONAL BANK	5801	6	28/10/2024	AURANGABAD	DEO	BALUGANJ	59	N	N	N	N	N	N	N
116	PUNJAB NATIONAL BANK	5801	7	12/11/2024	AURANGABAD	HASPURA	SIHARI KHURD	58	N	N	N	N	N	N	N
117	PUNJAB NATIONAL BANK	5801	8	22/11/2024	AURANGABAD	KUTUMBA	MUJAHIDA	52	Y	N	N	N	N	N	N
118	PUNJAB NATIONAL BANK	5801	9	06/12/2024	AURANGABAD	MADANPUR	BERI	50	N	N	N	N	N	N	N
119	PUNJAB NATIONAL BANK	5801	10	11/12/2024	AURANGABAD	NABINAGAR	CHANDAR GHAR	49	N	N	N	N	N	N	N
120	PUNJAB NATIONAL BANK	5801	11	24/12/2024	AURANGABAD	OBRA	SADIPUR	52	N	N	N	N	N	N	N
121	PUNJAB NATIONAL BANK	5201	12	09/10/2024	BHOJPUR	GARHANI	GAURA	51	N	N	N	N	N	N	N
122	PUNJAB NATIONAL BANK	5201	13	30/10/2024	BHOJPUR	JAGDISHPUR	BARNAON	48	Y	N	N	N	N	N	N
123	PUNJAB NATIONAL BANK	5201	14	12/11/2024	BHOJPUR	KOLWAR	MANIKPUR	56	N	N	N	N	N	N	N
124	PUNJAB NATIONAL BANK	5201	15	29/11/2024	BHOJPUR	PIRO	LOHRABAD	54	Y	N	N	N	N	N	N
125	PUNJAB NATIONAL BANK	5201	16	09/12/2024	BHOJPUR	SAHAR	JAITPUR	50	Y	N	N	N	N	N	N
126	PUNJAB NATIONAL BANK	5201	17	23/12/2024	BHOJPUR	TARARI	BAGAR	52	N	N	N	N	N	N	N
127	PUNJAB NATIONAL BANK	4501	18	10/10/2024	BUXAR	BRAHMPUR	BRAHMPUR	52	N	N	N	N	N	N	N
128	PUNJAB NATIONAL BANK	4501	19	24/10/2024	BUXAR	CHAUSA	SAGRA	58	Y	N	N	N	N	N	N
129	PUNJAB NATIONAL BANK	4501	20	05/11/2024	BUXAR	CHOUGAIN	AMSARI	59	N	N	N	N	N	N	N
130	PUNJAB NATIONAL BANK	4501	21	26/11/2024	BUXAR	ITARHI	BASUDHARA	54	Y	N	N	N	N	N	N
131	PUNJAB NATIONAL BANK	4501	22	12/12/2024	BUXAR	KESATH	RAMPUR	51	N	N	N	N	N	N	N
132	PUNJAB NATIONAL BANK	4501	23	23/12/2024	BUXAR	NAWANAGAR	RAIKA	53	N	N	N	N	N	N	N
133	PUNJAB NATIONAL BANK	7002	24	07/10/2024	GAYA	AMAS	KARAMDIH	44	N	N	N	N	N	N	N
134	PUNJAB NATIONAL BANK	7002	25	16/10/2024	GAYA	BELAGANJ	LODIPUR	42	Y	N	N	N	N	N	N
135	PUNJAB NATIONAL BANK	7002	26	02/11/2024	GAYA	DOBHI	PATAK BIGHA	52	N	N	N	N	N	N	N
136	PUNJAB NATIONAL BANK	7002	27	14/11/2024	GAYA	IMAMGANJ	SALAIYA	65	Y	N	N	N	N	N	N
137	PUNJAB NATIONAL BANK	7002	28	02/12/2024	GAYA	KONCH	KER	41	N	N	N	N	N	N	N
138	PUNJAB NATIONAL BANK	7002	29	12/12/2024	GAYA	MANPUR	USRI	52	Y	N	N	N	N	N	N
139	PUNJAB NATIONAL BANK	7002	30	17/12/2024	GAYA	MOHANPUR	RAMDASA	56	Y	N	N	N	N	N	N
140	PUNJAB NATIONAL BANK	7002	31	26/12/2024	GAYA	WAZIRGANJ	TARAWAN	58	N	N	N	N	N	N	N
141	PUNJAB NATIONAL BANK	8102	32	24/10/2024	JEHANABAD	HULASGANJ	SURAJPUR	51	N	N	N	N	N	N	N
142	PUNJAB NATIONAL BANK	8102	33	12/11/2024	JEHANABAD	JEHANABAD	KENARI	58	N	N	N	N	N	N	N
143	PUNJAB NATIONAL BANK	8102	34	22/11/2024	JEHANABAD	KAKO	BHARTHUA	50	N	N	N	N	N	N	N
144	PUNJAB NATIONAL BANK	8102	35	18/12/2024	JEHANABAD	MAKHDUMPUR	MAKHDUMPUR	53	N	N	N	N	N	N	N
145	PUNJAB NATIONAL BANK	3701	36	07/10/2024	KAIMUR (BHABUA)	BHABUA	BARKAKIR	54	Y	N	N	N	N	N	N
146	PUNJAB NATIONAL BANK	3701	37	24/10/2024	KAIMUR (BHABUA)	BHAGWANPUR	KASER	59	Y	N	N	N	N	N	N
147	PUNJAB NATIONAL BANK	3701	38	05/11/2024	KAIMUR (BHABUA)	CHAINPUR	AWNKHARA	52	N	N	N	N	N	N	N
148	PUNJAB NATIONAL BANK	3701	39	21/11/2024	KAIMUR (BHABUA)	CHAND	PAURA	57	N	N	N	N	N	N	N
149	PUNJAB NATIONAL BANK	3701	40	04/12/2024	KAIMUR (BHABUA)	DURGAWATI	SAKHELIPUR	53	Y	N	N	N	N	N	N
150	PUNJAB NATIONAL BANK	3701	41	12/12/2024	KAIMUR (BHABUA)	RAMGARH	NANDANA	51	N	N	N	N	N	N	N
151	PUNJAB NATIONAL BANK	3701	42	20/12/2024	KAIMUR (BHABUA)	RAMPUR	NAUHATTA	62	Y	N	N	N	N	N	N
152	PUNJAB NATIONAL BANK	7502	43	16/10/2024	LAKHISARAI	BARAHIYA	SARMA	41	Y	N	N	N	N	N	N
153	PUNJAB NATIONAL BANK	7502	44	18/11/2024	LAKHISARAI	LAKHISARAI	BILAUARI	49	N	N	N	N	N	N	N
154	PUNJAB NATIONAL BANK	7502	45	12/12/2024	LAKHISARAI	SURAJGARHA	GHUSET	42	N	N	N	N	N	N	N
155	PUNJAB NATIONAL BANK	5102	46	10/10/2024	NALANDA	BIHARSHARIF	AMBER	49	Y	N	N	N	N	N	N
156	PUNJAB NATIONAL BANK	5102	47	24/10/2024	NALANDA	CHANDI	CHANDI	51	N	N	N	N	N	N	N
157	PUNJAB NATIONAL BANK	5102	48	06/11/2024	NALANDA	GIRIAK	PURAINI	52	N	N	N	N	N	N	N
158	PUNJAB NATIONAL BANK	5102	49	11/11/2024	NALANDA	HARNAUT	TELMAR	58	Y	N	N	N	N	N	N
159	PUNJAB NATIONAL BANK	5102	50	29/11/2024	NALANDA	KARAI PARSURAI	RAJGIR	56	N	N	N	N	N	N	N
160	PUNJAB NATIONAL BANK	5102	51	07/12/2024	NALANDA	NOORSARAI	JAGDISHPUR TIRAI	58	Y	N	N	N	N	N	N
161	PUNJAB NATIONAL BANK	5102	52	13/11/2024	NALANDA	PARBALPUR	PILICH	52	N	N	N	N	N	N	N
162	PUNJAB NATIONAL BANK	5102	53	23/12/2024	NALANDA	RAHUI	RAHUI	50	N	N	N	N	N	N	N
163	PUNJAB NATIONAL BANK	5902	54	08/10/2024	NAWADA	AKBARPUR	MARUFPUR	52	N	N	N	N	N	N	N
164	PUNJAB NATIONAL BANK	5902	55	17/10/2024	NAWADA	GOBINDPUR	ALIPUR	52	N	N	N	N	N	N	N

165	PUNJAB NATIONAL BANK	5902	56	05/11/2024	NAWADA	KAWAKOLE	BARA	56	N	N	N	N	N	N	N	N
166	PUNJAB NATIONAL BANK	5902	57	20/11/2024	NAWADA	MESCAUR	MIRZAPUR	54	N	N	N	N	N	N	N	N
167	PUNJAB NATIONAL BANK	5902	58	27/11/2024	NAWADA	NAWADA	MIRZAPUR	51	N	N	N	N	N	N	N	N
168	PUNJAB NATIONAL BANK	5902	59	05/12/2024	NAWADA	PAKRI BARAWAN	DOLA	53	N	N	N	N	N	N	N	N
169	PUNJAB NATIONAL BANK	5902	60	18/12/2024	NAWADA	RAJAULI	HARDIYA	58	N	N	N	N	N	N	N	N
170	PUNJAB NATIONAL BANK	5902	61	26/12/2024	NAWADA	ROH	DUMRI	40	N	N	N	N	N	N	N	N
171	PUNJAB NATIONAL BANK	6002	62	07/10/2024	NAWADA	WARISALIGANJ	PAINGARI	52	N	N	N	N	N	N	N	N
172	PUNJAB NATIONAL BANK	6002	63	15/10/2024	PATNA	BIHTA	SAMSARA	56	N	N	N	N	N	N	N	N
173	PUNJAB NATIONAL BANK	6002	64	22/10/2024	PATNA	DINAPUR	PATLAPUR	54	N	N	N	N	N	N	N	N
174	PUNJAB NATIONAL BANK	6002	65	02/11/2024	PATNA	FATUHA	MAUJIPUR	58	Y	N	N	N	N	N	N	N
175	PUNJAB NATIONAL BANK	6002	66	12/11/2024	PATNA	GHOSWARI	SAMAYA	52	N	N	N	N	N	N	N	N
176	PUNJAB NATIONAL BANK	6002	67	21/11/2024	PATNA	MANER	SABNIMA	51	N	N	N	N	N	N	N	N
177	PUNJAB NATIONAL BANK	6002	68	03/12/2024	PATNA	MASAUHRI	DEORIA	53	N	N	N	N	N	N	N	N
178	PUNJAB NATIONAL BANK	6002	69	10/12/2024	PATNA	NAUBATPUR	PIPRAWAN	52	N	N	N	N	N	N	N	N
179	PUNJAB NATIONAL BANK	6002	70	17/12/2024	PATNA	PALIGANJ	JANPUR	54	N	N	N	N	N	N	N	N
180	PUNJAB NATIONAL BANK	6002	71	23/12/2024	PATNA	PHULWARI	PHULWARI	58	Y	N	N	N	N	N	N	N
181	PUNJAB NATIONAL BANK	6002	72	30/12/2024	PATNA	PUNPUN	DUMRI	56	N	N	N	N	N	N	N	N
182	PUNJAB NATIONAL BANK	6702	73	04/10/2024	ROHTAS	AKHORIGOLA	BARARHI	51	N	N	N	N	N	N	N	N
183	PUNJAB NATIONAL BANK	6702	74	08/10/2024	ROHTAS	BIKRAMGANJ	NONHAR	52	N	N	N	N	N	N	N	N
184	PUNJAB NATIONAL BANK	6702	75	23/10/2024	ROHTAS	DAWATH	CHATRA	51	Y	N	N	N	N	N	N	N
185	PUNJAB NATIONAL BANK	6702	76	05/11/2024	ROHTAS	DEHRI	DARIHAT	58	N	N	N	N	N	N	N	N
186	PUNJAB NATIONAL BANK	6702	77	14/11/2024	ROHTAS	KARAKAT	KUSI	54	N	N	N	N	N	N	N	N
187	PUNJAB NATIONAL BANK	6702	78	22/11/2024	ROHTAS	KARGAHR	USANA	59	N	N	N	N	N	N	N	N
188	PUNJAB NATIONAL BANK	6702	79	03/12/2024	ROHTAS	NASRIGANJ	DEHRI	57	Y	N	N	N	N	N	N	N
189	PUNJAB NATIONAL BANK	6702	80	10/12/2024	ROHTAS	SASARAM	ASRER	52	N	N	N	N	N	N	N	N
190	PUNJAB NATIONAL BANK	6702	81	18/12/2024	ROHTAS	SHEOSAGAR	KONAR	56	N	N	N	N	N	N	N	N
191	PUNJAB NATIONAL BANK	6702	82	23/12/2024	ROHTAS	TILOUTHU	SHIUPUR	52	N	N	N	N	N	N	N	N
192	UNION BANK OF INDIA	8501	1	15/10/2024	ARARIA	ARARIA	IMLI	26	Y	N	N	Y	Y	Y	Y	Y
193	UNION BANK OF INDIA	8501	2	16/10/2024	ARARIA	BHARGAMA	IMLI	28	Y	N	N	Y	Y	Y	Y	Y
194	UNION BANK OF INDIA	8501	3	24/10/2025	ARARIA	FORBESGANJ	MAHINATHNAGAR	24	Y	N	N	Y	Y	Y	Y	Y
195	UNION BANK OF INDIA	8501	4	25/10/2024	ARARIA	JOKIHAT	MALI	26	Y	N	N	Y	Y	Y	Y	Y
196	UNION BANK OF INDIA	8501	5	29/10/2024	ARARIA	KURSAKANTA	CHOUTHAM	29	Y	N	N	Y	Y	Y	Y	Y
197	UNION BANK OF INDIA	8501	6	18/11/2024	ARARIA	NARPATGANJ	CHOUTHAM	27	Y	N	N	Y	Y	Y	Y	Y
198	UNION BANK OF INDIA	8501	7	18/11/2024	ARARIA	PALASI	CHOUTHAM	28	Y	N	N	Y	Y	Y	Y	Y
199	UNION BANK OF INDIA	8501	8	18/11/2024	ARARIA	RANIGANJ	LALPUR	29	Y	N	N	Y	Y	Y	Y	Y
200	UNION BANK OF INDIA	8501	9	11/12/2024	ARARIA	SIKTY	DHANCHAR BUCHCHA	28	Y	N	N	Y	Y	Y	Y	Y
201	UNION BANK OF INDIA	8501	10	21/12/2024	ARWAL	ARWAL	THUTTI-MOHANPUR	27	Y	N	N	Y	Y	Y	Y	Y
202	UNION BANK OF INDIA	8501	11	14/10/2025	ARWAL	KALER	THUTTI-MOHANPUR	24	Y	N	N	Y	Y	Y	Y	Y
203	UNION BANK OF INDIA	8501	12	19/10/2024	ARWAL	KAPRI	BUCHCHA	23	Y	N	N	Y	Y	Y	Y	Y
204	UNION BANK OF INDIA	8501	13	21/10/2024	ARWAL	SONBHADRA-BANSI-SURAJPUR	BARAI	27	Y	N	N	Y	Y	Y	Y	Y
205	UNION BANK OF INDIA	8501	14	22/10/2024	ARWAL	KURTHA	BACHOUTA	24	Y	N	N	Y	Y	Y	Y	Y
206	UNION BANK OF INDIA	8501	15	28/10/2024	AURANGABAD	AURANGABAD	KHATAHA	29	N	N	N	Y	Y	Y	Y	Y
207	UNION BANK OF INDIA	8501	16	06/11/2024	AURANGABAD	BARUN	GADH-MOHANI	26	Y	N	N	Y	Y	Y	Y	Y
208	UNION BANK OF INDIA	8501	17	06/11/2024	AURANGABAD	DAUDNAGAR	M.G. ROAD	22	Y	N	N	Y	Y	Y	Y	Y
209	UNION BANK OF INDIA	8501	18	06/11/2024	AURANGABAD	DEO	DEVTHA	26	Y	N	N	Y	Y	Y	Y	Y
210	UNION BANK OF INDIA	8501	19	14/11/2024	AURANGABAD	GOH	NAVTOLIYA	28	Y	N	N	Y	Y	Y	Y	Y
211	UNION BANK OF INDIA	8501	20	18/11/2024	AURANGABAD	HASPURA	PAIKANT	24	Y	N	N	Y	Y	Y	Y	Y
212	UNION BANK OF INDIA	8501	21	18/11/2024	AURANGABAD	KUTUMBA	M.G.ROAD	23	Y	N	N	Y	Y	Y	Y	Y
213	UNION BANK OF INDIA	8501	22	18/11/2024	AURANGABAD	MADANPUR	LALPUR	24	Y	N	N	Y	Y	Y	Y	Y
214	UNION BANK OF INDIA	8501	23	20/11/2024	AURANGABAD	NABINAGAR	DHANCHAR BUCHCHA	26	N	N	N	Y	Y	Y	Y	Y
215	UNION BANK OF INDIA	8501	24	20/11/2024	AURANGABAD	OBRA	THUTTI-MOHANPUR	28	Y	N	N	Y	Y	Y	Y	Y
216	UNION BANK OF INDIA	8501	25	22/11/2024	AURANGABAD	RAFIGANJ	NIRPUR	26	Y	N	N	Y	Y	Y	Y	Y
217	UNION BANK OF INDIA	8501	26	22/11/2024	BANKA	AMARPUR	BORNE	24	Y	N	N	Y	Y	Y	Y	Y
218	UNION BANK OF INDIA	8501	27	25/11/2024	BANKA	BANKA	LABHGAUN	23	Y	N	N	Y	Y	Y	Y	Y
219	UNION BANK OF INDIA	8501	28	30/11/2024	BANKA	BARAHAT	TELAUNCH	21	Y	N	N	Y	Y	Y	Y	Y
220	UNION BANK OF INDIA	8501	29	06/12/2024	BANKA	BAUSI	R-SETI KHAGARIA	30	Y	N	N	Y	Y	Y	Y	Y
221	UNION BANK OF INDIA	8501	30	07/12/2024	BANKA	BELHAR	MAIRA	23	N	N	N	Y	Y	Y	Y	Y

222	UNION BANK OF INDIA	8501	31	09/12/2024	BANKA	CHANDAN	KHAGARIA	22	Y	N	N	Y	Y	Y	Y
223	UNION BANK OF INDIA	8501	32	17/12/2024	BANKA	DHURAIYA	PAKRAIL	26	Y	N	N	Y	Y	Y	Y
224	UNION BANK OF INDIA	8501	33	18/12/2024	BANKA	FULLIDUMAR	BANNI	28	Y	N	N	Y	Y	Y	Y
225	UNION BANK OF INDIA	8501	34	19/12/2024	BANKA	KATORIA	RANKO	21	Y	N	N	Y	Y	Y	Y
226	UNION BANK OF INDIA	8501	35	20/12/2024	BANKA	RAJAJUN	BACHOUTA	23	Y	N	N	Y	Y	Y	Y
227	UNION BANK OF INDIA	8501	36	26/12/2024	BANKA	SHAMBHUGANJ	M.G.ROAF KHAGARIA	22	Y	N	N	Y	Y	Y	Y
228	UNION BANK OF INDIA	8501	37	27/12/2024	BEGUSARAI	BACHHWARA	JNKT KHAGARIA	80	Y	N	N	Y	Y	Y	Y
229	UNION BANK OF INDIA	8501	38	30/12/2024	BEGUSARAI	BAKHRI	KHAGARIA	23	Y	N	N	Y	Y	Y	Y
230	UNION BANK OF INDIA	8501	39	19/11/2024	BEGUSARAI	BALLIA	SHAMSUDDINNAGAR	23	Y	N	N	Y	Y	Y	Y
231	UNION BANK OF INDIA	8501	40	19/11/2024	BEGUSARAI	BARAUNI	RANKO	21	Y	N	N	Y	Y	Y	Y
232	UNION BANK OF INDIA	8501	41	19/11/2024	BEGUSARAI	BEGUSARAI	RAHIMPUR	23	Y	N	N	Y	Y	Y	Y
233	UNION BANK OF INDIA	5501	42	06/10/2024	BEGUSARAI	BHAGWANPUR	MADUDABAD	42	Y	N	N	Y	Y	Y	Y
234	UNION BANK OF INDIA	5501	43	16/10/2024	BEGUSARAI	BIRPUR	SIROPATTI	44	Y	N	N	Y	Y	Y	Y
235	UNION BANK OF INDIA	5501	44	16/10/2024	BEGUSARAI	CHERIA BARIARPUR	SIROPATTI	43	Y	N	N	Y	Y	Y	Y
236	UNION BANK OF INDIA	5501	45	16/10/2024	BEGUSARAI	CHHAURAH	SIROPATTI	51	Y	N	N	Y	Y	Y	Y
237	UNION BANK OF INDIA	5501	46	16/10/2024	BEGUSARAI	DANDARI	SIROPATTI	48	Y	N	N	Y	Y	Y	Y
238	UNION BANK OF INDIA	5501	47	17/10/2024	BEGUSARAI	GADHPURA	BHAGWATPUR	68	N	N	N	Y	Y	Y	Y
239	UNION BANK OF INDIA	5501	48	17/10/2024	BEGUSARAI	KHODAWANDPUR	BHAGWATPUR	46	Y	N	N	Y	Y	Y	Y
240	UNION BANK OF INDIA	5501	49	17/10/2024	BEGUSARAI	MANSURCHAK	BHAGWATPUR	52	Y	N	N	Y	Y	Y	Y
241	UNION BANK OF INDIA	5501	50	17/10/2024	BEGUSARAI	MATHANI	BHAGWATPUR	38	Y	N	N	Y	Y	Y	Y
242	UNION BANK OF INDIA	5501	51	19/10/2024	BEGUSARAI	NAWKOTHI	SAMASTIPUR	28	Y	N	N	Y	Y	Y	Y
243	UNION BANK OF INDIA	5501	52	16/11/2024	BEGUSARAI	SAHEBPUR KAMAL	RSETI	15	Y	N	N	Y	Y	Y	Y
244	UNION BANK OF INDIA	5501	53	23/11/2024	BEGUSARAI	SAMHO AKHA KURHA	HIGH SCHOL REWRA	24	Y	N	N	Y	Y	Y	Y
245	UNION BANK OF INDIA	5501	54	23/11/2024	BEGUSARAI	TEGHRA	HIGH SCHOL REWRA	25	Y	N	N	Y	Y	Y	Y
246	UNION BANK OF INDIA	5501	55	23/11/2024	BHAGALPUR	BIHPUR	HIGH SCHOL REWRA	22	Y	N	N	Y	Y	Y	Y
247	UNION BANK OF INDIA	5501	56	06/12/2024	BHAGALPUR	KAHALGAON	RSETI	33	N	N	N	Y	Y	Y	Y
248	UNION BANK OF INDIA	5501	57	09/12/2024	BHAGALPUR	GOPALPUR	RSETI	23	Y	N	N	Y	Y	Y	Y
249	UNION BANK OF INDIA	5501	58	12/12/2024	BHAGALPUR	GORADIH	PUNAS	15	Y	N	N	Y	Y	Y	Y
250	UNION BANK OF INDIA	5501	59	14/12/2024	BHAGALPUR	ISMALPUR	RAHAMATPUR	11	Y	N	N	Y	Y	Y	Y
251	UNION BANK OF INDIA	5501	60	15/12/2024	BHAGALPUR	JAGDISHPUR	KARIHARA	29	Y	N	N	Y	Y	Y	Y
252	UNION BANK OF INDIA	5501	61	17/12/2024	BHAGALPUR	KHARIK	RSETI	11	Y	N	N	Y	Y	Y	Y
253	UNION BANK OF INDIA	5501	62	18/12/2024	BHAGALPUR	NARAYANPUR	BHAGWANPUR DESUA	34	N	N	N	Y	Y	Y	Y
254	UNION BANK OF INDIA	5501	63	23/12/2024	BHAGALPUR	NATHNAGAR	SIRSI	35	Y	N	N	Y	Y	Y	Y
255	UNION BANK OF INDIA	5501	64	30/12/2024	BHAGALPUR	NAUGACHHIA	RSETI	35	Y	N	N	Y	Y	Y	Y
256	UNION BANK OF INDIA	5501	65	31/12/2024	BHAGALPUR	PIRPAINTI	RSETI	33	Y	N	N	Y	Y	Y	Y
257	UCO BANK	8001	1	02/12/2024	BHAGALPUR	BIHPUR	JHANDAPUR	28	Y	N	N	Y	N	Y	N
258	UCO BANK	8001	2	03/12/2024	BHAGALPUR	KAHALGAON	EKCHARI	33	Y	Y	N	N	N	Y	N
259	UCO BANK	8001	3	03/12/2024	BHAGALPUR	GOPALPUR	GOPALPUR	37	Y	Y	N	Y	N	Y	Y
260	UCO BANK	8001	4	04/12/2024	BHAGALPUR	GORADIH	LODIPUR	36	Y	N	N	Y	N	Y	N
261	UCO BANK	8001	5	05/12/2024	BHAGALPUR	ISMALPUR	ISMALPUR	35	Y	N	N	Y	N	Y	N
262	UCO BANK	8001	6	06/12/2024	BHAGALPUR	JAGDISHPUR	JAGDISHPUR	32	Y	N	N	Y	N	Y	N
263	UCO BANK	8001	7	07/12/2024	BHAGALPUR	KHARIK	KHARIK	37	Y	N	N	Y	N	Y	N
264	UCO BANK	8001	8	09/12/2024	BHAGALPUR	NARAYANPUR	NARAYANPUR	35	Y	N	N	Y	N	Y	N
265	UCO BANK	8001	9	10/12/2024	BHAGALPUR	NATHNAGAR	NATHNAGAR	33	Y	N	N	N	N	Y	N
266	UCO BANK	8001	10	11/12/2024	BHAGALPUR	NAUGACHHIA	NAUGACHHIA	33	Y	Y	N	N	N	Y	N
267	UCO BANK	8001	11	13/12/2024	BHAGALPUR	PIRPAINTI	PIRPAINTI	28	Y	N	N	N	N	Y	N
268	UCO BANK	8001	12	16/12/2024	BHAGALPUR	RANGRACHOWK	RANGRACHOWK	33	Y	Y	N	N	N	Y	N
269	UCO BANK	8001	13	17/12/2024	BHAGALPUR	SABOUR	SABOUR	50	Y	N	N	Y	Y	Y	N
270	UCO BANK	8001	14	19/12/2024	BHAGALPUR	SHAHKUND	SHAHKUND	31	Y	N	N	N	N	Y	N
271	UCO BANK	8001	15	20/12/2024	BHAGALPUR	SONHAULA	SONHAULA	20	Y	N	N	N	N	Y	N
272	UCO BANK	8001	16	21/12/2024	BHAGALPUR	SULTANGANJ	SULTANGANJ	30	Y	N	N	N	N	Y	N
273	DAKSHIN BIHAR GRAMIN BANK	4501	1	04/10/2024	BUXAR	ITARHI	NARAYANPUR	30	N	N	N	N	N	Y	Y
274	DAKSHIN BIHAR GRAMIN BANK	3701	1	22/10/2024	KAIMUR (BHABUA)	KAIMUR	CHAINPUR	22	N	N	N	N	N	Y	Y
275	DAKSHIN BIHAR GRAMIN BANK	8101	1	04/10/2024	JEHANABAD	JEHANABAD	SALEMPUR	45	N	N	N	Y	N	N	Y
276	DAKSHIN BIHAR GRAMIN BANK	7001	1	09/10/2024	GAYA	TEKARI	BISHUNGANJ	22	N	N	N	N	N	Y	Y
277	DAKSHIN BIHAR GRAMIN BANK	4701	1	11/10/2024	JAMUI	JAMUI	JAMUI	50	N	N	N	N	N	N	Y
278	DAKSHIN BIHAR GRAMIN BANK	4701	1	04/10/2024	BHAGALPUR	GOPALPUR	PRATAPNAGAR	46	N	N	N	Y	N	Y	Y

279	DAKSHIN BIHAR GRAMIN BANK	7701	1	04/10/2024	BEGUSARAI	GADHPURA	KANAUSI	30	N	N	N	N	N	N	Y	y
280	DAKSHIN BIHAR GRAMIN BANK	4601	1	07/10/2024	BANKA	BARAHAT	NARAYANPUR	37	N	N	N	N	N	N	Y	y
281	DAKSHIN BIHAR GRAMIN BANK	5801	1	03/10/2024	AURANGABAD	DAUDNAGAR	MAKHRA	29	N	N	N	Y	N	Y	y	y
282	DAKSHIN BIHAR GRAMIN BANK	6701	1	02/11/2024	ROHTAS	NOKHA	BARAW	39	N	N	N	Y	N	Y	y	y
283	DAKSHIN BIHAR GRAMIN BANK	3005	1	04/10/2024	SAMASTIPUR	BIBHUTPUR	SONWARCHAK	30	N	N	N	N	N	N	Y	y
284	DAKSHIN BIHAR GRAMIN BANK	6001	1	14/10/2024	PATNA	BIKRAM	KANPA	45	N	N	N	Y	N	N	Y	y
285	DAKSHIN BIHAR GRAMIN BANK	5901	1	15/10/2024	NAWADA	NAWADA	ORAINA	39	N	N	N	Y	N	Y	y	y
286	DAKSHIN BIHAR GRAMIN BANK	5101	1	01/10/2024	NALANDA	BIHARSHARIF	NAGAR NIGAM BIHARSHARIF	101	Y	Y	N	N	N	Y	Y	y
287	DAKSHIN BIHAR GRAMIN BANK	4601	1	18/10/2024	MUNGER	MUNGER SADAR	MUNGER	134	N	N	N	N	Y	Y	Y	y
288	DAKSHIN BIHAR GRAMIN BANK	7501	1	09/10/2024	LAKHISARAI	HALSI	GHOHSA	50	N	N	N	N	N	N	Y	y
289	DAKSHIN BIHAR GRAMIN BANK	8501	1	03/10/2024	KHAGARIA	KHAGARIA	SEKHPURA	41	N	N	N	N	N	Y	Y	y
290	DAKSHIN BIHAR GRAMIN BANK	10901	1	03/10/2024	ARWAL	ARWAL	GADOPUR	34	N	N	N	Y	N	Y	Y	y
291	DAKSHIN BIHAR GRAMIN BANK	7901	1	01/10/2024	SHEIKHPURA	CHEWARA	CHEWARA	28	N	N	N	N	N	Y	Y	y
292	DAKSHIN BIHAR GRAMIN BANK	7901	2	15/10/2024	SHEIKHPURA	ARIARI	EFNI	35	N	N	N	N	N	Y	Y	y
293	DAKSHIN BIHAR GRAMIN BANK	10901	2	04/10/2024	ARWAL	ARWAL	PIPPA BANGLA	28	N	N	N	N	N	Y	Y	y
294	DAKSHIN BIHAR GRAMIN BANK	8501	2	16/10/2024	KHAGARIA	KHAGARIA	BARI KOTHIA	185	Y	Y	N	Y	N	Y	Y	y
295	DAKSHIN BIHAR GRAMIN BANK	7501	2	14/10/2024	LAKHISARAI	HALSI	KAINI	60	N	N	N	N	N	Y	Y	y
296	DAKSHIN BIHAR GRAMIN BANK	4601	2	18/10/2024	MUNGER	MUNGER SADAR	MADHOPUR	123	N	N	N	N	Y	Y	Y	y
297	DAKSHIN BIHAR GRAMIN BANK	5101	2	01/10/2024	NAWADA	BIHARSHARIF	KAGJI MOHALLA	67	N	N	N	N	N	Y	Y	y
298	DAKSHIN BIHAR GRAMIN BANK	5901	2	16/10/2024	NAWADA	NAWADA	SAMAI	41	N	N	N	Y	N	Y	Y	y
299	DAKSHIN BIHAR GRAMIN BANK	6001	2	16/10/2024	PATNA	DHANARUA	BARDIHA	42	N	N	N	N	N	N	Y	y
300	DAKSHIN BIHAR GRAMIN BANK	3005	2	09/10/2024	SAMASTIPUR	BIBHUTPUR	NARHAN	35	N	N	N	N	N	N	Y	y
301	DAKSHIN BIHAR GRAMIN BANK	6701	2	04/11/2024	SAHARSA	BIKRAMGANJ	SHIVPUR	40	N	N	N	N	N	Y	Y	y
302	DAKSHIN BIHAR GRAMIN BANK	5801	2	16/10/2024	AURANGABAD	DAUDNAGAR	AGNI	31	N	N	N	N	N	Y	Y	y
303	DAKSHIN BIHAR GRAMIN BANK	4601	2	07/10/2024	BANKA	BARAHAT	AURIA	45	N	N	N	N	N	Y	Y	y
304	DAKSHIN BIHAR GRAMIN BANK	7701	2	05/10/2024	BEGUSARAI	GADHPURA	KORAI	34	N	N	N	N	N	Y	Y	y
305	DAKSHIN BIHAR GRAMIN BANK	4701	2	11/10/2024	JAMUI	JAMUI	INDPE	60	N	N	N	N	N	N	Y	y
306	DAKSHIN BIHAR GRAMIN BANK	8101	2	05/10/2024	JEHANABAD	JEHANABAD	PINJAURA	42	N	N	N	N	N	N	Y	y
307	DAKSHIN BIHAR GRAMIN BANK	3701	2	24/10/2024	KAIMUR (BHABUA)	KUDRA	PUSAULI	36	N	N	N	N	N	Y	Y	y
308	DAKSHIN BIHAR GRAMIN BANK	4501	2	15/10/2024	BUXAR	RAJPUR	MANOHARPUR	90	N	N	N	N	N	Y	Y	y
309	DAKSHIN BIHAR GRAMIN BANK	4701	2	04/10/2024	BHAGALPUR	NARAYANPUR	NARAYANPUR	71	N	N	N	N	Y	Y	Y	y
310	DAKSHIN BIHAR GRAMIN BANK	7001	2	21/10/2024	GAYA	MOHANPUR	ITWAN	55	N	N	N	N	N	Y	Y	y
311	DAKSHIN BIHAR GRAMIN BANK	7001	3	25/10/2024	GAYA	BELAGANJ	BAJID PUR	44	N	N	N	N	N	Y	Y	y
312	DAKSHIN BIHAR GRAMIN BANK	4501	3	19/10/2024	BUXAR	CHAUSA	CHUNNI	36	N	N	N	N	N	Y	Y	y
313	DAKSHIN BIHAR GRAMIN BANK	8101	3	07/10/2024	JEHANABAD	GHOSHI	MAHMADPUR	48	Y	N	N	N	Y	N	Y	y
314	DAKSHIN BIHAR GRAMIN BANK	3701	3	28/10/2024	KAIMUR (BHABUA)	MOHANIA	GHEGHIYA	42	N	N	N	N	N	Y	Y	y
315	DAKSHIN BIHAR GRAMIN BANK	4701	3	11/10/2024	JAMUI	BARHAT	MALLEHPUR	45	N	N	N	N	N	N	Y	y
316	DAKSHIN BIHAR GRAMIN BANK	7701	3	08/10/2024	BEGUSARAI	GADHPURA	SONWAN	31	N	N	N	N	N	Y	Y	y
317	DAKSHIN BIHAR GRAMIN BANK	4701	3	05/10/2024	BHAGALPUR	GOPALPUR	GOSAIGAON	52	N	N	N	N	N	Y	Y	y
318	DAKSHIN BIHAR GRAMIN BANK	4601	3	08/10/2024	BANKA	BANKA	DUDHARI	31	N	N	N	N	N	Y	Y	y
319	DAKSHIN BIHAR GRAMIN BANK	5801	3	24/10/2024	AURANGABAD	AURANGABAD	DANIBIGHA	32	N	N	N	Y	N	Y	Y	y
320	DAKSHIN BIHAR GRAMIN BANK	6701	3	11/11/2024	SAMASTIPUR	DAWATH	KAWAI SIMARI	68	N	N	N	N	N	Y	Y	y
321	DAKSHIN BIHAR GRAMIN BANK	3005	3	16/10/2024	SAMASTIPUR	BIBHUTPUR	PATAILYA	25	N	N	N	N	N	N	Y	y
322	DAKSHIN BIHAR GRAMIN BANK	6001	3	22/10/2024	PATNA	BAKHTIARPUR	SALIMPUR	48	Y	N	N	Y	N	N	Y	y
323	DAKSHIN BIHAR GRAMIN BANK	5901	3	17/10/2024	NAWADA	NAWADA	SERAINAGAR	36	N	N	N	Y	N	Y	Y	y
324	DAKSHIN BIHAR GRAMIN BANK	5101	3	03/10/2024	PASHCHIM CHAMPARAN	BIHARSHARIF	NAGAR NIGAM BIHARSHARIF	91	N	N	Y	N	N	Y	Y	y
325	DAKSHIN BIHAR GRAMIN BANK	4601	3	28/10/2024	MUNGER	BARIYARPUR	BINDA DIYRA	53	N	N	N	N	Y	Y	Y	y
326	DAKSHIN BIHAR GRAMIN BANK	7501	3	23/10/2024	LAKHISARAI	LAKHISARAI	KACHIANA	45	N	N	N	N	N	Y	Y	y
327	DAKSHIN BIHAR GRAMIN BANK	8501	3	16/10/2024	KHAGARIA	ALAU	SUMBHA	95	Y	Y	N	Y	N	Y	Y	y
328	DAKSHIN BIHAR GRAMIN BANK	10901	3	05/10/2024	ARWAL	ARWAL	ROIJAPAR	27	N	N	N	Y	N	Y	Y	y
329	DAKSHIN BIHAR GRAMIN BANK	7901	3	17/10/2024	SHEIKHPURA	ARIARI	BARUNA	57	N	N	N	N	N	Y	Y	y
330	DAKSHIN BIHAR GRAMIN BANK	7901	4	17/10/2024	SHEIKHPURA	GHAATKUSUMBHA	GAGAU	100	N	N	N	N	N	Y	Y	y
331	DAKSHIN BIHAR GRAMIN BANK	10901	4	15/10/2024	ARWAL	KAPRI	ABGILA	29	N	N	N	N	N	Y	Y	y
332	DAKSHIN BIHAR GRAMIN BANK	8501	4	19/10/2024	KHAGARIA	MANSI	SAIDPUR	37	N	N	N	N	N	Y	Y	y
333	DAKSHIN BIHAR GRAMIN BANK	7501	4	25/11/2024	LAKHISARAI	LAKHISARAI	DAYAL TOLA	65	N	N	N	N	N	Y	Y	y
334	DAKSHIN BIHAR GRAMIN BANK	4601	4	29/10/2024	MUNGER	BARIYARPUR	KARHARIYA EAST	84	N	N	N	N	Y	Y	Y	y
335	DAKSHIN BIHAR GRAMIN BANK	5101	4	17/10/2024	PATNA	BIHARSHARIF	ITASANG	61	Y	Y	N	N	N	Y	Y	y

336	DAKSHIN BIHAR GRAMIN BANK	5901	4	18/10/2024	NAWADA	NAWADA	BHADAUNI	30	N	N	N	Y	N	y	y
337	DAKSHIN BIHAR GRAMIN BANK	6001	4	22/10/2024	PATNA	FATUHA	MAUJIPUR	33	N	N	N	N	y	N	y
338	DAKSHIN BIHAR GRAMIN BANK	3005	4	19/10/2024	SAMASTIPUR	BIBHUTPUR	SUROULI	30	N	N	N	N	N	Y	y
339	DAKSHIN BIHAR GRAMIN BANK	6701	4	12/11/2024	SARAN	KARAKAT	KUSHI BAZAR	57	N	N	N	N	N	Y	y
340	DAKSHIN BIHAR GRAMIN BANK	5801	4	30/10/2024	AURANGABAD	BARUN	JAISUIA	31	N	N	N	N	N	Y	y
341	DAKSHIN BIHAR GRAMIN BANK	4701	4	05/10/2024	BHAGALPUR	BIHPUR	MILKI	95	Y	N	N	Y	Y	Y	y
342	DAKSHIN BIHAR GRAMIN BANK	7701	4	10/10/2024	BEGUSARAI	TEGHRA	PHULWARIA	30	N	N	N	N	N	Y	y
343	DAKSHIN BIHAR GRAMIN BANK	4601	4	15/10/2024	BANKA	RAJAUN	RAJAWAR	53	N	N	N	N	N	Y	y
344	DAKSHIN BIHAR GRAMIN BANK	4701	4	18/11/2024	JAMUI	BARHAT	CHARAN	60	N	N	N	N	N	Y	y
345	DAKSHIN BIHAR GRAMIN BANK	3701	4	30/10/2024	KAIMUR (BHABUA)	RAMGARH	RAMGARH	23	N	N	N	N	N	Y	y
346	DAKSHIN BIHAR GRAMIN BANK	8101	4	08/10/2024	JEHANABAD	HULASGANJ	MAI	33	N	N	N	N	y	N	y
347	DAKSHIN BIHAR GRAMIN BANK	4501	4	12/11/2024	BUXAR	BUXAR	ARJUNPUR	46	N	N	N	N	N	Y	y
348	DAKSHIN BIHAR GRAMIN BANK	7001	4	04/11/2024	GAYA	MOHRA	JETHIAN	47	N	N	N	N	N	Y	y
349	DAKSHIN BIHAR GRAMIN BANK	4501	5	22/11/2024	BUXAR	CHOUGAIN	NACHAP	25	N	N	N	N	N	Y	y
350	DAKSHIN BIHAR GRAMIN BANK	3701	5	18/11/2024	KAIMUR (BHABUA)	BHABUA	KAMTA	51	N	N	N	N	N	Y	y
351	DAKSHIN BIHAR GRAMIN BANK	8101	5	27/11/2024	JEHANABAD	GHOSHI	SAHOBIGHA	37	N	N	N	Y	N	N	y
352	DAKSHIN BIHAR GRAMIN BANK	7001	5	16/11/2024	GAYA	TEKARI	MEERA BIGHA	24	N	N	N	N	N	Y	y
353	DAKSHIN BIHAR GRAMIN BANK	4701	5	18/11/2024	JAMUI	SIKANDRA	LACHUAR	32	N	N	N	N	N	Y	y
354	DAKSHIN BIHAR GRAMIN BANK	7701	5	14/10/2024	BEGUSARAI	TEGHRA	GOURA	38	N	N	N	N	N	Y	y
355	DAKSHIN BIHAR GRAMIN BANK	4701	5	09/10/2024	BHAGALPUR	JAGDISHPUR	JAGDISHPUR	81	Y	N	N	Y	N	Y	y
356	DAKSHIN BIHAR GRAMIN BANK	4601	5	18/10/2024	BANKA	BANKA	CHUTIYA	46	N	N	N	N	N	Y	y
357	DAKSHIN BIHAR GRAMIN BANK	5801	5	04/11/2024	AURANGABAD	RAFIGANJ	KASMA	37	N	N	N	Y	N	Y	y
358	DAKSHIN BIHAR GRAMIN BANK	6701	5	13/11/2024	SHEIKHPURA	DEHRI	AMRA TALAB	39	N	Y	N	N	N	Y	y
359	DAKSHIN BIHAR GRAMIN BANK	3005	5	21/10/2024	SAMASTIPUR	ROSERA	DURGASTHAN	26	N	N	N	N	N	N	y
360	DAKSHIN BIHAR GRAMIN BANK	6001	5	28/10/2024	PATNA	BIHTA	SIKANDARPUR	37	N	N	N	Y	N	N	y
361	DAKSHIN BIHAR GRAMIN BANK	5901	5	25/11/2024	NAWADA	HISUA	TUNGI	150	N	N	N	Y	N	y	y
362	DAKSHIN BIHAR GRAMIN BANK	5101	5	17/10/2024	PURBI CHAMPARAN	RAHUI	MANJEEHPUR RAHUI	86	Y	Y	N	N	N	Y	y
363	DAKSHIN BIHAR GRAMIN BANK	4601	5	30/10/2024	MUNGER	BARIYARPUR	KARHARIYA SOUTH	63	N	N	N	N	Y	Y	y
364	DAKSHIN BIHAR GRAMIN BANK	7501	5	25/11/2024	LAKHISARAI	SURAJGARHA	GARHI BISHANPUR	60	N	N	N	N	N	Y	y
365	DAKSHIN BIHAR GRAMIN BANK	8501	5	19/10/2024	KHAGARIA	KHAGARIA	SANSARPUR	31	N	N	N	N	N	Y	y
366	DAKSHIN BIHAR GRAMIN BANK	10901	5	02/11/2024	ARWAL	KAPRI	JHUNATHI	31	N	N	N	Y	N	Y	y
367	DAKSHIN BIHAR GRAMIN BANK	7901	5	30/10/2024	SHEIKHPURA	BARBIGHA	BELAO	40	N	N	N	N	N	Y	y
368	DAKSHIN BIHAR GRAMIN BANK	7901	6	02/11/2024	SHEIKHPURA	ARIARI	BARUNA	45	N	N	N	N	N	Y	y
369	DAKSHIN BIHAR GRAMIN BANK	10901	6	11/11/2024	ARWAL	ARWAL	ASLANPUR	33	N	N	N	Y	N	Y	y
370	DAKSHIN BIHAR GRAMIN BANK	8501	6	25/10/2024	KHAGARIA	ALAUJI	CHATAR	42	N	N	N	Y	N	Y	y
371	DAKSHIN BIHAR GRAMIN BANK	7501	6	25/11/2024	LAKHISARAI	SURAJGARHA	DHANARI	70	N	N	N	N	N	Y	y
372	DAKSHIN BIHAR GRAMIN BANK	4601	6	05/11/2024	MUNGER	MUNGER SADAR	HERU DIYARA	47	N	N	N	N	Y	Y	y
373	DAKSHIN BIHAR GRAMIN BANK	5101	6	17/10/2024	PURNIA	RAHUI	UTTARNAWAM	91	Y	Y	N	N	N	Y	y
374	DAKSHIN BIHAR GRAMIN BANK	5901	6	27/11/2024	NAWADA	MESCAUR	BAROSAR	157	N	N	N	Y	N	y	y
375	DAKSHIN BIHAR GRAMIN BANK	6001	6	30/10/2024	PATNA	MANER	BYAPUR	48	N	N	N	y	N	N	y
376	DAKSHIN BIHAR GRAMIN BANK	3005	6	14/11/2024	SAMASTIPUR	DALSINGHSARAI	GHATAHO	45	N	N	N	N	N	Y	y
377	DAKSHIN BIHAR GRAMIN BANK	6701	6	14/11/2024	SHEOHAR	SASARAM	MURADABAD	48	N	N	N	N	N	Y	y
378	DAKSHIN BIHAR GRAMIN BANK	5801	6	12/11/2024	AURANGABAD	RAFIGANJ	PAUTHU	35	N	N	N	Y	N	Y	y
379	DAKSHIN BIHAR GRAMIN BANK	4601	6	21/10/2024	BANKA	BAUSI	ASNAHA	34	N	N	N	N	N	Y	y
380	DAKSHIN BIHAR GRAMIN BANK	4701	6	09/10/2024	BHAGALPUR	GORADIH	GORADIH	44	N	N	N	N	N	Y	y
381	DAKSHIN BIHAR GRAMIN BANK	7701	6	17/10/2024	BEGUSARAI	TEGHRA	MADHURAPUR	35	N	N	N	N	N	Y	y
382	DAKSHIN BIHAR GRAMIN BANK	4701	6	18/11/2024	JAMUI	SIKANDRA	MAHADEV SIMARIA	45	N	N	N	N	N	Y	y
383	DAKSHIN BIHAR GRAMIN BANK	3701	6	19/11/2024	KAIMUR (BHABUA)	CHAND	ISIYA	43	N	N	N	N	N	Y	y
384	DAKSHIN BIHAR GRAMIN BANK	8101	6	30/11/2024	JEHANABAD	JEHANABAD	SAKURABAD	48	N	N	N	y	N	N	y
385	DAKSHIN BIHAR GRAMIN BANK	4501	6	05/12/2024	BUXAR	BRAHMPUR	NIMEJ	33	N	N	N	N	N	Y	y
386	DAKSHIN BIHAR GRAMIN BANK	7001	6	18/11/2024	GAYA	KONCH	AHIYA PUR	78	N	N	N	N	N	Y	y
387	DAKSHIN BIHAR GRAMIN BANK	7001	7	19/11/2024	GAYA	BODHGAYA	CHERKI AGNI	25	N	N	N	N	N	Y	y
388	DAKSHIN BIHAR GRAMIN BANK	4501	7	07/12/2024	BUXAR	DUMRAON	KORANSARAI	38	N	N	N	N	N	Y	y
389	DAKSHIN BIHAR GRAMIN BANK	6701	7	15/11/2024	SITAMARHI	RAJPUR	PARARIYA	111	N	N	N	N	N	Y	y
390	DAKSHIN BIHAR GRAMIN BANK	8101	7	02/12/2024	JEHANABAD	HULASGANJ	HULASGANJ	50	N	N	N	N	N	N	y
391	DAKSHIN BIHAR GRAMIN BANK	3701	7	20/11/2024	KAIMUR (BHABUA)	KUDRA	SONHAN	51	N	N	N	N	N	Y	y
392	DAKSHIN BIHAR GRAMIN BANK	4701	7	19/11/2024	JAMUI	BARHAT	MATALBA	70	N	N	N	N	N	Y	y

393	DAKSHIN BIHAR GRAMIN BANK	7701	7	19/10/2024	BEGUSARAI	MATIHANI	SAFAPUR	33	N	N	N	N	N	N	Y	y
394	DAKSHIN BIHAR GRAMIN BANK	4701	7	10/10/2024	BHAGALPUR	NATHNAGAR	BAHADURPUR	84	N	N	N	Y	N	N	Y	y
395	DAKSHIN BIHAR GRAMIN BANK	4601	7	23/10/2024	BANKA	BAUSI	KAIRI	38	N	N	N	N	N	N	Y	y
396	DAKSHIN BIHAR GRAMIN BANK	5801	7	22/11/2024	AURANGABAD	OBRA	NAWNER	33	N	N	N	Y	N	N	Y	y
397	DAKSHIN BIHAR GRAMIN BANK	3005	7	14/11/2024	SAMASTIPUR	VIDYAPATI NAGAR	MANIYARPUR	35	N	N	N	N	N	N	N	y
398	DAKSHIN BIHAR GRAMIN BANK	6001	7	01/11/2024	PATNA	PALIGANJ	MANKURHA	50	N	N	N	N	N	N	N	y
399	DAKSHIN BIHAR GRAMIN BANK	5901	7	28/11/2024	NAWADA	MESCAUR	NADSENA	173	N	N	N	Y	N	N	y	y
400	DAKSHIN BIHAR GRAMIN BANK	4601	7	12/11/2024	MUNGER	MUNGER SADAR	HASANPUR	59	N	N	N	N	Y	Y	Y	y
401	DAKSHIN BIHAR GRAMIN BANK	5101	7	23/10/2024	ROHTAS	BIHARSHARIF	TOWN HALL BIHARSHARIF	113	Y	Y	Y	Y	Y	Y	Y	y
402	DAKSHIN BIHAR GRAMIN BANK	7501	7	26/11/2024	LAKHISARAI	CHANNAN	MANANPUR	80	N	N	N	N	N	N	Y	y
403	DAKSHIN BIHAR GRAMIN BANK	8501	7	25/10/2024	KHAGARIA	KHAGARIA	BHAGWANCHAK	36	N	N	N	N	N	N	Y	y
404	DAKSHIN BIHAR GRAMIN BANK	10901	7	15/11/2024	ARWAL	KALER	TERI	38	N	N	N	N	Y	N	Y	y
405	DAKSHIN BIHAR GRAMIN BANK	7901	7	04/11/2024	SHEIKHPURA	BARBIGHA	MALDAH	27	N	N	N	N	N	N	Y	y
406	DAKSHIN BIHAR GRAMIN BANK	7901	8	05/11/2024	SHEIKHPURA	CHEWARA	LAHANA	30	N	N	N	N	N	N	Y	y
407	DAKSHIN BIHAR GRAMIN BANK	10901	8	21/11/2024	ARWAL	KALER	PARASRAMPUR	32	N	N	N	N	N	N	Y	y
408	DAKSHIN BIHAR GRAMIN BANK	8501	8	30/10/2024	KHAGARIA	KHAGARIA	GANGIYA	52	Y	Y	N	N	Y	N	Y	y
409	DAKSHIN BIHAR GRAMIN BANK	7501	8	26/11/2024	LAKHISARAI	LAKHISARAI	TETARHAT	95	N	N	N	N	N	N	Y	y
410	DAKSHIN BIHAR GRAMIN BANK	4601	8	15/11/2024	MUNGER	DHARHARA	DASHRATHPUR	82	N	N	N	N	Y	Y	Y	y
411	DAKSHIN BIHAR GRAMIN BANK	5101	8	28/10/2024	SAHARSA	BIHARSHARIF	BIHARSHARIF	49	Y	Y	N	N	N	N	Y	y
412	DAKSHIN BIHAR GRAMIN BANK	5901	8	29/11/2024	NAWADA	AKBARPUR	FARHA	100	N	N	N	N	Y	N	Y	y
413	DAKSHIN BIHAR GRAMIN BANK	6001	8	04/11/2024	PATNA	DHANARUA	DATMAI	48	N	N	N	Y	N	N	N	y
414	DAKSHIN BIHAR GRAMIN BANK	3005	8	15/11/2024	SAMASTIPUR	WARISNAGAR	SARI	25	N	N	N	N	N	N	N	y
415	DAKSHIN BIHAR GRAMIN BANK	6701	8	16/11/2024	SIWAN	CHENARI	SHIVSAGAR	43	N	N	N	N	N	N	Y	y
416	DAKSHIN BIHAR GRAMIN BANK	5801	8	28/11/2024	AURANGABAD	OBRA	BADPICHAI	32	N	N	N	N	Y	N	Y	y
417	DAKSHIN BIHAR GRAMIN BANK	4601	8	23/10/2024	BANKA	BARAHAT	CHOUDHRYDIH	42	N	N	N	N	N	N	Y	y
418	DAKSHIN BIHAR GRAMIN BANK	4701	8	10/10/2024	BHAGALPUR	NATHNAGAR	GOURACHOWKI	39	N	N	N	N	Y	N	Y	y
419	DAKSHIN BIHAR GRAMIN BANK	7701	8	21/10/2024	BEGUSARAI	MATIHANI	LALPUR	36	N	N	N	N	N	N	Y	y
420	DAKSHIN BIHAR GRAMIN BANK	4701	8	19/11/2024	JAMUI	BARHAT	HILSA	40	N	N	N	N	N	N	Y	y
421	DAKSHIN BIHAR GRAMIN BANK	3701	8	21/11/2024	KAIMUR (BHABUA)	KUDRA	PAHARIYA	43	N	N	N	N	N	N	Y	y
422	DAKSHIN BIHAR GRAMIN BANK	8101	8	04/12/2024	JEHANABAD	JEHANABAD	RAZA BAZAR	48	N	N	N	N	Y	N	N	y
423	DAKSHIN BIHAR GRAMIN BANK	7001	8	20/11/2024	GAYA	MOHANPUR	LAKHAIPUR	30	N	N	N	N	N	N	Y	y
424	DAKSHIN BIHAR GRAMIN BANK	7001	9	21/11/2024	GAYA	AMAS	CHANDI STHAN	56	N	N	N	N	N	N	Y	y
425	DAKSHIN BIHAR GRAMIN BANK	4701	9	13/11/2024	BHAGALPUR	SONHAULA	POTHIA	29	N	N	N	N	Y	N	Y	y
426	DAKSHIN BIHAR GRAMIN BANK	8101	9	10/12/2024	JEHANABAD	HULASGANJ	BANDHUGANJ	33	N	N	N	N	N	Y	N	y
427	DAKSHIN BIHAR GRAMIN BANK	4701	9	19/11/2024	JAMUI	BARHAT	MIRJAGANJ	35	N	N	N	N	N	N	Y	y
428	DAKSHIN BIHAR GRAMIN BANK	7701	9	22/10/2024	BEGUSARAI	MATIHANI	BAKHADDA	39	N	N	N	N	N	N	Y	y
429	DAKSHIN BIHAR GRAMIN BANK	4601	9	26/11/2024	BANKA	RAJAUN	KATIYA	26	N	N	N	N	N	N	Y	y
430	DAKSHIN BIHAR GRAMIN BANK	5801	9	02/12/2024	AURANGABAD	BARUN	SHIVNATHPUR	29	N	N	N	N	Y	N	Y	y
431	DAKSHIN BIHAR GRAMIN BANK	3005	9	15/11/2024	SAMASTIPUR	WARISNAGAR	HANSA	50	N	N	N	N	N	N	N	y
432	DAKSHIN BIHAR GRAMIN BANK	6001	9	06/11/2024	PATNA	MASOURHI	NOORA	33	N	N	N	N	N	Y	N	y
433	DAKSHIN BIHAR GRAMIN BANK	5901	9	11/12/2024	NAWADA	AKBARPUR	PACHRUKHI	60	N	N	N	N	Y	N	Y	y
434	DAKSHIN BIHAR GRAMIN BANK	5101	9	28/10/2024	SAMASTIPUR	BIHARSHARIF	RAMCHANDARPUR	51	Y	Y	N	N	N	N	Y	y
435	DAKSHIN BIHAR GRAMIN BANK	4601	9	25/11/2024	MUNGER	DHARHARA	PARHAM	129	N	N	N	N	Y	Y	Y	y
436	DAKSHIN BIHAR GRAMIN BANK	7501	9	26/11/2024	LAKHISARAI	LAKHISARAI	HASANPUR	65	N	N	N	N	N	N	Y	y
437	DAKSHIN BIHAR GRAMIN BANK	8501	9	13/11/2024	KHAGARIA	MANSI	AMNI	95	N	N	N	N	N	N	Y	y
438	DAKSHIN BIHAR GRAMIN BANK	10901	9	18/12/2024	ARWAL	ARWAL	BANIA BIGHA	24	N	N	N	N	N	N	Y	y
439	DAKSHIN BIHAR GRAMIN BANK	10901	10	19/12/2024	ARWAL	ARWAL	RASIDPUR	36	N	N	N	N	Y	N	Y	y
440	DAKSHIN BIHAR GRAMIN BANK	8501	10	14/11/2024	KHAGARIA	KHAGARIA	MEHSOUDHI	65	N	N	N	N	N	N	Y	y
441	DAKSHIN BIHAR GRAMIN BANK	7501	10	27/11/2024	LAKHISARAI	RAMGARH CHOWK	NANDNAMA	70	N	N	N	N	N	N	Y	y
442	DAKSHIN BIHAR GRAMIN BANK	4601	10	25/11/2024	MUNGER	DHARHARA	LAGMA	73	N	N	N	N	Y	Y	Y	y
443	DAKSHIN BIHAR GRAMIN BANK	5101	10	11/11/2024	SARAN	NOORSARAI	NOORSARAI	54	N	N	N	N	N	N	Y	y
444	DAKSHIN BIHAR GRAMIN BANK	5901	10	12/12/2024	NAWADA	SIRDALA	BARDAHA	65	N	N	N	N	Y	N	Y	y
445	DAKSHIN BIHAR GRAMIN BANK	3005	10	16/11/2024	SAMASTIPUR	PUSA	MALINAGAR	34	N	N	N	N	N	N	Y	y
446	DAKSHIN BIHAR GRAMIN BANK	5801	10	04/12/2024	AURANGABAD	BARUN	KURMA	45	N	N	N	N	Y	N	Y	y
447	DAKSHIN BIHAR GRAMIN BANK	4601	10	26/11/2024	BANKA	RAJAUN	DHOUNI	82	N	N	N	N	N	N	Y	y
448	DAKSHIN BIHAR GRAMIN BANK	7701	10	28/10/2024	BEGUSARAI	KHODAWANDPUR	BARIARPUR	32	N	N	N	N	N	N	Y	y
449	DAKSHIN BIHAR GRAMIN BANK	4701	10	13/11/2024	BHAGALPUR	KHARIK	KARELA	30	N	N	N	N	N	N	Y	y

450	DAKSHIN BIHAR GRAMIN BANK	7001	10	25/11/2024	GAYA	PARAIYA	PARAIYA	34	N	N	N	N	Y	Y	y
451	DAKSHIN BIHAR GRAMIN BANK	4701	10	20/11/2024	JAMUI	KHAIRA	GARHI BISANPUR	75	N	N	N	N	N	N	y
452	DAKSHIN BIHAR GRAMIN BANK	4701	11	20/11/2024	JAMUI	KHAIRA	GHANBARIYA	45	N	N	N	N	N	Y	y
453	DAKSHIN BIHAR GRAMIN BANK	7001	11	26/11/2024	GAYA	TEKARI	PARSAWAN	50	N	N	N	N	N	Y	y
454	DAKSHIN BIHAR GRAMIN BANK	4701	11	14/11/2024	BHAGALPUR	NAHAGAR	BISHANRAMPUR	26	N	N	N	N	N	Y	y
455	DAKSHIN BIHAR GRAMIN BANK	7701	11	01/11/2024	BEGUSARAI	KHODAWANDPUR	MEGHAUL	34	N	N	N	N	N	Y	y
456	DAKSHIN BIHAR GRAMIN BANK	4601	11	27/11/2024	BANKA	SHAMBHUGANJ	KURMA	58	N	N	N	N	N	Y	y
457	DAKSHIN BIHAR GRAMIN BANK	5801	11	06/12/2024	AURANGABAD	AURANGABAD	ITHAT	29	N	N	N	Y	N	Y	y
458	DAKSHIN BIHAR GRAMIN BANK	5901	11	13/12/2024	NAWADA	GOBINDPUR	BISHUNPUR	53	N	N	N	Y	N	y	y
459	DAKSHIN BIHAR GRAMIN BANK	3005	11	16/11/2024	SAMASTIPUR	KALYANPUR	NAMAPUR	60	N	N	N	N	N	N	y
460	DAKSHIN BIHAR GRAMIN BANK	5101	11	12/11/2024	SHEIKHPURA	NOORSARAI	NOORSARAI	56	N	N	N	N	N	Y	y
461	DAKSHIN BIHAR GRAMIN BANK	4601	11	26/11/2024	MUNGER	KHARAGPUR	KHARAGPUR	86	N	N	N	N	Y	Y	y
462	DAKSHIN BIHAR GRAMIN BANK	7501	11	27/11/2024	LAKHISARAI	RAMGARH CHOWK	SURARI IMAMNAGAR	50	N	N	N	N	N	Y	y
463	DAKSHIN BIHAR GRAMIN BANK	8501	11	15/11/2024	KHAGARIA	KHAGARIA	CHAMANTOLA	95	N	Y	Y	Y	N	Y	y
464	DAKSHIN BIHAR GRAMIN BANK	10901	11	20/12/2024	ARWAL	KAPRI	KOCHAHASA	31	N	N	N	Y	N	Y	y
465	DAKSHIN BIHAR GRAMIN BANK	10901	12	24/12/2024	ARWAL	ARWAL	AHIYAPUR	27	N	N	N	N	N	Y	y
466	DAKSHIN BIHAR GRAMIN BANK	8501	12	16/11/2024	KHAGARIA	KHAGARIA	MARAR	65	N	N	N	N	N	Y	y
467	DAKSHIN BIHAR GRAMIN BANK	7501	12	27/11/2024	LAKHISARAI	RAMGARH CHOWK	PARSAMA	50	N	N	N	N	N	Y	y
468	DAKSHIN BIHAR GRAMIN BANK	4601	12	26/11/2024	MUNGER	KHARAGPUR	MOZAFFARGANJ	92	N	N	N	N	Y	Y	y
469	DAKSHIN BIHAR GRAMIN BANK	5101	12	13/11/2024	SHEOHAR	HARNAUT	CHHIDI	42	N	N	N	N	N	Y	y
470	DAKSHIN BIHAR GRAMIN BANK	5901	12	16/12/2024	NAWADA	WARISALIGANJ	DARIYAPUR	37	N	N	N	Y	N	y	y
471	DAKSHIN BIHAR GRAMIN BANK	3005	12	21/11/2024	SAMASTIPUR	PATORI	LARUA	35	N	N	N	N	N	Y	y
472	DAKSHIN BIHAR GRAMIN BANK	5801	12	09/12/2024	AURANGABAD	AURANGABAD	BARKA GAON	31	N	N	N	Y	N	Y	y
473	DAKSHIN BIHAR GRAMIN BANK	4601	12	27/11/2024	BANKA	SHAMBHUGANJ	BELARI	62	N	N	N	N	N	Y	y
474	DAKSHIN BIHAR GRAMIN BANK	7701	12	04/11/2024	BEGUSARAI	KHODAWANDPUR	TETRAHI	33	N	N	N	N	N	Y	y
475	DAKSHIN BIHAR GRAMIN BANK	4701	12	20/11/2024	JAMUI	JAMUI	KHARGOR	40	N	N	N	N	N	Y	y
476	DAKSHIN BIHAR GRAMIN BANK	4701	12	14/11/2024	BHAGALPUR	SHAHKUND	DARIYAPUR	67	N	N	N	Y	Y	Y	y
477	DAKSHIN BIHAR GRAMIN BANK	7001	12	28/11/2024	GAYA	BODHGAYA	DOMUHAN	28	N	N	N	N	Y	Y	y
478	DAKSHIN BIHAR GRAMIN BANK	7001	13	29/11/2024	GAYA	MANPUR	SADI PUR	30	N	N	N	N	N	Y	y
479	DAKSHIN BIHAR GRAMIN BANK	4701	13	21/11/2024	JAMUI	JHAJHA	EKDARA	62	N	N	N	N	N	Y	y
480	DAKSHIN BIHAR GRAMIN BANK	4601	13	27/11/2024	BANKA	FULLIDUMAR	KHESHAR	35	N	N	N	N	N	Y	y
481	DAKSHIN BIHAR GRAMIN BANK	7701	13	05/11/2024	BEGUSARAI	BHAGWANPUR	KIRATPUR	38	N	N	N	N	N	Y	y
482	DAKSHIN BIHAR GRAMIN BANK	4701	13	15/11/2024	BHAGALPUR	GOPALPUR	CHOTI PARBATT	35	N	N	N	Y	Y	Y	y
483	DAKSHIN BIHAR GRAMIN BANK	3005	13	21/11/2024	SAMASTIPUR	PATORI	KAUWA	65	N	N	N	N	N	N	y
484	DAKSHIN BIHAR GRAMIN BANK	5101	13	13/11/2024	SITAMARHI	HARNAUT	KAJICHAK	55	N	N	N	N	N	Y	y
485	DAKSHIN BIHAR GRAMIN BANK	4601	13	27/11/2024	MUNGER	MUNGER SADAR	HASANPUR	108	N	N	N	N	Y	Y	y
486	DAKSHIN BIHAR GRAMIN BANK	7501	13	28/11/2024	LAKHISARAI	SURAJGARHA	JOGPUR	45	N	N	N	N	N	Y	y
487	DAKSHIN BIHAR GRAMIN BANK	8501	13	18/11/2024	KHAGARIA	KHAGARIA	GANGIYA	85	N	N	N	N	N	Y	y
488	DAKSHIN BIHAR GRAMIN BANK	8501	14	19/11/2024	KHAGARIA	KHAGARIA	RAMCHANDRA	95	N	N	N	Y	N	Y	y
489	DAKSHIN BIHAR GRAMIN BANK	7501	14	28/11/2024	LAKHISARAI	SURAJGARHA	KAJRA	45	N	N	N	N	N	Y	y
490	DAKSHIN BIHAR GRAMIN BANK	4601	14	27/11/2024	MUNGER	MUNGER SADAR	MAI DARIYAPUR	80	N	N	N	N	Y	Y	y
491	DAKSHIN BIHAR GRAMIN BANK	5101	14	13/11/2024	SIWAN	HARNAUT	TELMAR	37	N	N	N	N	N	Y	y
492	DAKSHIN BIHAR GRAMIN BANK	3005	14	22/11/2024	SAMASTIPUR	UJIARPUR	RAMNAGAR	50	N	N	N	N	N	N	y
493	DAKSHIN BIHAR GRAMIN BANK	4701	14	15/11/2024	BHAGALPUR	GOPALPUR	NAUGACHIYA	48	N	N	N	Y	Y	Y	y
494	DAKSHIN BIHAR GRAMIN BANK	7701	14	12/11/2024	BEGUSARAI	BHAGWANPUR	SANJAT	37	N	N	N	N	N	Y	y
495	DAKSHIN BIHAR GRAMIN BANK	4601	14	28/11/2024	BANKA	DHURAIYA	HIRAMBI	55	N	N	N	N	N	Y	y
496	DAKSHIN BIHAR GRAMIN BANK	4701	14	21/11/2024	JAMUI	JHAJHA	DHAMNA	70	N	N	N	N	N	Y	y
497	DAKSHIN BIHAR GRAMIN BANK	7001	14	30/11/2024	GAYA	TEKARI	DELHA	44	N	N	N	N	N	Y	y
498	DAKSHIN BIHAR GRAMIN BANK	7001	15	04/12/2024	GAYA	SHERGHATTY	BIBI PESHRA SOBH	28	N	N	N	N	N	Y	y
499	DAKSHIN BIHAR GRAMIN BANK	4701	15	21/11/2024	JAMUI	JHAJHA	PARSANDA	55	N	N	N	N	N	Y	y
500	DAKSHIN BIHAR GRAMIN BANK	4701	15	06/12/2024	BHAGALPUR	SULTANGANJ	TILAKPUR	33	N	N	N	N	N	Y	y
501	DAKSHIN BIHAR GRAMIN BANK	4601	15	28/11/2024	BANKA	DHURAIYA	RANGAON	85	N	N	N	N	N	Y	y
502	DAKSHIN BIHAR GRAMIN BANK	7701	15	13/11/2024	BEGUSARAI	BHAGWANPUR	CHANAUR	31	N	N	N	N	N	Y	y
503	DAKSHIN BIHAR GRAMIN BANK	3005	15	22/11/2024	SAMASTIPUR	UJIARPUR	BELARI	55	N	N	N	N	N	N	y
504	DAKSHIN BIHAR GRAMIN BANK	5101	15	22/11/2024	SUPAUL	NOORSARAI	PAPARNAUSA	74	N	N	N	N	N	Y	y
505	DAKSHIN BIHAR GRAMIN BANK	4601	15	28/11/2024	MUNGER	DHARHARA	SAROBAG	119	N	N	N	N	Y	Y	y
506	DAKSHIN BIHAR GRAMIN BANK	7501	15	28/11/2024	LAKHISARAI	SURAJGARHA	ARMA	70	N	N	N	N	N	Y	y

507	DAKSHIN BIHAR GRAMIN BANK	8501	15	20/11/2024	KHAGARIA	ALAU LI	GORIYAMI	80	N	N	N	N	N	Y	y
508	DAKSHIN BIHAR GRAMIN BANK	8501	16	21/11/2024	KHAGARIA	CHAUTHAM	LAGMA	60	N	N	N	N	N	Y	y
509	DAKSHIN BIHAR GRAMIN BANK	7501	16	29/11/2024	LAKHISARAI	BARAHYA	GANGASARAI	70	N	N	N	N	N	Y	y
510	DAKSHIN BIHAR GRAMIN BANK	4601	16	28/11/2024	MUNGER	DHARHARA	DASHRATHPUR	64	N	N	N	N	Y	Y	y
511	DAKSHIN BIHAR GRAMIN BANK	3005	16	25/11/2024	SAMASTIPUR	TAJPUR	BHAIROKHARA	60	N	N	N	N	N	Y	y
512	DAKSHIN BIHAR GRAMIN BANK	5101	16	22/11/2024	VAISHALI	RAHUI	ITASANG	56	N	N	N	N	N	Y	y
513	DAKSHIN BIHAR GRAMIN BANK	4601	16	28/11/2024	BANKA	BARAHAT	BABHANGAMA	62	N	N	N	N	N	Y	y
514	DAKSHIN BIHAR GRAMIN BANK	4701	16	06/12/2024	BHAGALPUR	SHAHKUND	AKBARNAGAR	39	N	N	N	N	N	Y	y
515	DAKSHIN BIHAR GRAMIN BANK	7001	16	06/12/2024	GAYA	KONCH	DEHURI ANTI	24	N	N	N	N	N	Y	y
516	DAKSHIN BIHAR GRAMIN BANK	4701	16	22/11/2024	JAMUI	SONO	BATIA	55	N	N	N	N	N	N	y
517	DAKSHIN BIHAR GRAMIN BANK	4701	17	22/11/2024	JAMUI	SONO	KHAPARIA	80	N	N	N	N	N	Y	y
518	DAKSHIN BIHAR GRAMIN BANK	7001	17	13/12/2024	GAYA	TANKUPPA	SIMARIYA KARIYAD PUR	20	N	N	N	N	Y	N	y
519	DAKSHIN BIHAR GRAMIN BANK	4601	17	29/11/2024	BANKA	BAUSI	SHYAMBAZAR	49	N	N	N	N	N	Y	y
520	DAKSHIN BIHAR GRAMIN BANK	4701	17	06/12/2024	BHAGALPUR	BIHPUR	BABHANGAMA	99	N	N	N	Y	Y	Y	y
521	DAKSHIN BIHAR GRAMIN BANK	3005	17	25/11/2024	SAMASTIPUR	TAJPUR	NIRPUR	45	N	N	N	N	N	N	y
522	DAKSHIN BIHAR GRAMIN BANK	4601	17	29/11/2024	MUNGER	BARIYARPUR	LOHCI	127	N	N	N	N	N	Y	y
523	DAKSHIN BIHAR GRAMIN BANK	7501	17	29/11/2024	LAKHISARAI	BARAHYA	PRATAPPUR	75	N	N	N	N	N	Y	y
524	DAKSHIN BIHAR GRAMIN BANK	8501	17	21/11/2024	KHAGARIA	ALAU LI	AMOUSI	70	N	N	N	N	N	Y	y
525	DAKSHIN BIHAR GRAMIN BANK	8501	18	22/11/2024	KHAGARIA	BELDAUR	HANUMAN NAGAR	95	N	N	N	N	N	Y	y
526	DAKSHIN BIHAR GRAMIN BANK	7501	18	29/11/2024	LAKHISARAI	LAKHISARAI	BALGUDAR	90	N	N	N	N	N	Y	y
527	DAKSHIN BIHAR GRAMIN BANK	4601	18	29/11/2024	MUNGER	KHARAGPUR	DHAPRI	71	N	N	N	N	Y	Y	y
528	DAKSHIN BIHAR GRAMIN BANK	3005	18	29/11/2024	SAMASTIPUR	SARAIANJAN	KHAJURI	48	N	N	N	N	N	Y	y
529	DAKSHIN BIHAR GRAMIN BANK	4701	18	06/12/2024	BHAGALPUR	KHARIK	KHARIKBAZAR	51	N	N	N	Y	Y	Y	y
530	DAKSHIN BIHAR GRAMIN BANK	4601	18	29/11/2024	BANKA	BAUSI	PHAGA	28	N	N	N	N	N	Y	y
531	DAKSHIN BIHAR GRAMIN BANK	4701	18	22/11/2024	JAMUI	SONO	SONO	83	N	N	N	N	N	Y	y
532	DAKSHIN BIHAR GRAMIN BANK	7001	18	16/12/2024	GAYA	MOHRA	MOHAN PUR SHAHZADPUR	28	N	N	N	N	N	Y	y
533	DAKSHIN BIHAR GRAMIN BANK	7001	19	19/12/2024	GAYA	IMAMGANJ	JHIKATIYA	30	N	N	N	N	N	Y	y
534	DAKSHIN BIHAR GRAMIN BANK	4701	19	21/12/2024	JAMUI	SIKANDRA	MAHADEV SIMIRIA	36	N	N	N	N	N	Y	y
535	DAKSHIN BIHAR GRAMIN BANK	4601	19	29/11/2024	BANKA	BARAHAT	LILATARI	35	N	N	N	N	N	Y	y
536	DAKSHIN BIHAR GRAMIN BANK	3005	19	30/11/2024	SAMASTIPUR	TAJPUR	FATEHPUR	55	N	N	N	N	N	Y	y
537	DAKSHIN BIHAR GRAMIN BANK	4601	19	01/12/2024	MUNGER	MUNGER SADAR	CHANDANBAG	63	N	N	N	N	N	Y	y
538	DAKSHIN BIHAR GRAMIN BANK	7501	19	02/12/2024	LAKHISARAI	LAKHISARAI	DALPATTI	36	N	N	N	N	N	Y	y
539	DAKSHIN BIHAR GRAMIN BANK	8501	19	22/11/2024	KHAGARIA	BELDAUR	BELA PART	80	N	N	N	N	N	Y	y
540	DAKSHIN BIHAR GRAMIN BANK	8501	20	25/11/2024	KHAGARIA	BELDAUR	ITMADI	65	N	N	N	N	N	Y	y
541	DAKSHIN BIHAR GRAMIN BANK	7501	20	02/12/2024	LAKHISARAI	LAKHISARAI	BRINDABAN	30	N	N	N	N	N	Y	y
542	DAKSHIN BIHAR GRAMIN BANK	4601	20	01/12/2024	MUNGER	DHARHARA	HEMZAPUR	83	N	N	Y	N	Y	Y	y
543	DAKSHIN BIHAR GRAMIN BANK	3005	20	30/11/2024	SAMASTIPUR	TAJPUR	BANGRA	64	N	N	N	N	N	N	y
544	DAKSHIN BIHAR GRAMIN BANK	4601	20	29/11/2024	BANKA	BARAHAT	TARDIH	56	N	N	N	N	N	Y	y
545	DAKSHIN BIHAR GRAMIN BANK	4701	20	24/12/2024	JAMUI	JAMUI	MANIADDA	30	N	N	N	N	N	Y	y
546	DAKSHIN BIHAR GRAMIN BANK	7001	20	26/12/2024	GAYA	MOHANPUR	MOHAMMAD PUR	24	N	N	N	N	N	Y	y
547	DAKSHIN BIHAR GRAMIN BANK	7001	21	27/12/2024	GAYA	IMAMGANJ	CHAKAR BANDA	20	N	N	N	Y	N	Y	y
548	DAKSHIN BIHAR GRAMIN BANK	4701	21	27/12/2024	JAMUI	KHAIRA	BANPUR	38	N	N	N	N	N	N	y
549	DAKSHIN BIHAR GRAMIN BANK	4601	21	30/11/2024	BANKA	BANKA	BAGHITARI	48	N	N	N	N	N	Y	y
550	DAKSHIN BIHAR GRAMIN BANK	3005	21	07/12/2024	SAMASTIPUR	MORWA	PARICHA	25	N	N	N	N	N	N	y
551	DAKSHIN BIHAR GRAMIN BANK	4601	21	06/12/2024	MUNGER	KHARAGPUR	GANGTA	43	N	N	N	N	Y	Y	y
552	DAKSHIN BIHAR GRAMIN BANK	7501	21	05/12/2024	LAKHISARAI	SURAJGARHA	PUNADIH	38	N	N	N	N	N	Y	y
553	DAKSHIN BIHAR GRAMIN BANK	8501	21	25/11/2024	KHAGARIA	BELDAUR	LONGA	40	N	N	N	N	N	Y	y
554	DAKSHIN BIHAR GRAMIN BANK	8501	22	26/11/2024	KHAGARIA	PARBATA	SALARPUR	125	N	N	N	N	N	Y	y
555	DAKSHIN BIHAR GRAMIN BANK	7501	22	19/12/2024	LAKHISARAI	RAMGARH CHOWK	NANDANAWAN	25	N	N	N	N	N	Y	y
556	DAKSHIN BIHAR GRAMIN BANK	4601	22	07/12/2024	MUNGER	MUNGER SADAR	MAI DARIYAPUR	38	N	N	N	N	Y	Y	y
557	DAKSHIN BIHAR GRAMIN BANK	3005	22	13/12/2024	SAMASTIPUR	MORWA	LARUA	20	N	N	N	N	N	N	y
558	DAKSHIN BIHAR GRAMIN BANK	4601	22	30/11/2024	BANKA	AMARPUR	GORGAMA	65	N	N	N	N	N	Y	y
559	DAKSHIN BIHAR GRAMIN BANK	4701	22	16/12/2024	JAMUI	JAMUI	BUKAR	25	N	N	N	N	N	N	y
560	DAKSHIN BIHAR GRAMIN BANK	4601	23	30/11/2024	BANKA	BANKA	SAMUKHIA	28	N	N	N	N	N	Y	y
561	DAKSHIN BIHAR GRAMIN BANK	3005	23	21/12/2024	SAMASTIPUR	PATORI	CHAKSAHO	24	N	N	N	N	N	Y	y
562	DAKSHIN BIHAR GRAMIN BANK	4601	23	11/12/2024	MUNGER	MUNGER SADAR	PURABSARAI	55	N	N	N	N	Y	Y	y
563	DAKSHIN BIHAR GRAMIN BANK	7501	23	30/12/2024	LAKHISARAI	LAKHISARAI	NIMCHAK	25	N	N	N	N	N	Y	y

564	DAKSHIN BIHAR GRAMIN BANK	8501	23	26/11/2024	KHAGARIA	GOGRI	DAURA BAGICHA	90	N	N	N	N	N	N	Y	y
565	DAKSHIN BIHAR GRAMIN BANK	8501	24	03/12/2024	KHAGARIA	KHAGARIA	TETRADAD	37	N	N	N	N	N	N	Y	y
566	DAKSHIN BIHAR GRAMIN BANK	4601	24	26/12/2024	MUNGER	ASARGANJ	ASARGANJ	36	N	N	N	N	N	Y	Y	y
567	DAKSHIN BIHAR GRAMIN BANK	3005	24	27/12/2024	SAMASTIPUR	PUSA	BISHANPUR BATHUA	35	N	N	N	N	N	N	Y	y
568	DAKSHIN BIHAR GRAMIN BANK	4601	24	18/12/2024	BANKA	BARAHAT	PATHRA	42	N	N	N	N	N	N	Y	y
569	DAKSHIN BIHAR GRAMIN BANK	4601	25	18/12/2024	BANKA	DHURAIYA	PAIR	35	N	N	N	N	N	N	Y	y
570	DAKSHIN BIHAR GRAMIN BANK	8501	25	10/12/2024	KHAGARIA	KHAGARIA	KHARGI TERASI	35	N	N	N	N	N	N	Y	y
571	DAKSHIN BIHAR GRAMIN BANK	8501	26	18/12/2024	KHAGARIA	BELDAUR	BELDAUR	30	N	N	N	N	N	N	Y	y
572	DAKSHIN BIHAR GRAMIN BANK	4601	26	20/12/2024	BANKA	BANKA	SHANKARPUR	31	N	N	N	N	N	N	Y	y
573	DAKSHIN BIHAR GRAMIN BANK	8501	27	24/12/2024	KHAGARIA	ALAU LI	SANOKHAR	36	N	N	N	N	N	N	Y	y
574	DAKSHIN BIHAR GRAMIN BANK	8501	28	27/12/2024	KHAGARIA	KHAGARIA	BABHANGAMA	35	N	N	N	N	N	N	Y	y
575	UTTAR BIHAR GRAMIN BANK	8302	1	22/10/2024	ARARIA	NARPATGANJ	BASMATIA	48	N	N	N	N	N	N	Y	Y
576	UTTAR BIHAR GRAMIN BANK	8302	2	25/10/2024	ARARIA	FORBESGANJ	JOGBANI	40	N	N	N	N	N	N	Y	Y
577	UTTAR BIHAR GRAMIN BANK	8302	3	23/10/2024	ARARIA	BHARGAMA	MAHATHAWA	41	N	N	N	N	N	N	Y	Y
578	UTTAR BIHAR GRAMIN BANK	8302	4	24/10/2024	ARARIA	FORBESGANJ	PARWAHA	41	N	N	N	N	N	N	Y	Y
579	UTTAR BIHAR GRAMIN BANK	8302	5	03/12/2024	ARARIA	FORBESGANJ	DHOLBAJJA	48	N	N	N	N	N	N	Y	Y
580	UTTAR BIHAR GRAMIN BANK	8302	6	19/12/2024	ARARIA	FORBESGANJ	FORBESGANJ EAST	48	N	N	N	N	N	N	Y	Y
581	UTTAR BIHAR GRAMIN BANK	8302	7	19/12/2024	ARARIA	FORBESGANJ	PARWAHA	48	N	N	N	N	N	N	Y	Y
582	UTTAR BIHAR GRAMIN BANK	8302	8	20/11/2024	ARARIA	FORBESGANJ	RAMPUR DAKSHIN	40	N	N	N	N	N	N	Y	Y
583	UTTAR BIHAR GRAMIN BANK	8302	9	21/11/2024	ARARIA	NARPATGANJ	SAHBAJPUR	41	N	N	N	N	N	N	Y	Y
584	UTTAR BIHAR GRAMIN BANK	8302	10	23/11/2024	ARARIA	FORBESGANJ	MATIYARI	48	N	N	N	N	N	N	Y	Y
585	UTTAR BIHAR GRAMIN BANK	8302	11	25/11/2024	ARARIA	FORBESGANJ	BATHNAHA	41	N	N	N	N	N	N	Y	Y
586	UTTAR BIHAR GRAMIN BANK	7402	12	03/10/2024	DARBHANGA	GAURABOURAM	AASI (BAURAM)	48	N	N	N	N	N	N	Y	Y
587	UTTAR BIHAR GRAMIN BANK	7402	13	07/10/2024	DARBHANGA	ALINAGAR	ALINAGAR	52	N	N	N	N	N	N	Y	Y
588	UTTAR BIHAR GRAMIN BANK	7402	14	09/10/2024	DARBHANGA	BAHADURPUR	ANDAMA	43	N	N	N	N	N	N	Y	Y
589	UTTAR BIHAR GRAMIN BANK	7402	15	15/10/2024	DARBHANGA	BENIPUR	BAHERA	47	N	N	N	N	N	N	Y	Y
590	UTTAR BIHAR GRAMIN BANK	7402	16	18/10/2024	DARBHANGA	KUSHESWAR ASTHAN EAST	BER	45	N	N	N	N	N	N	Y	Y
591	UTTAR BIHAR GRAMIN BANK	7402	17	21/10/2024	DARBHANGA	DARBHANGA	BHALPATTI	49	N	N	N	N	N	N	Y	Y
592	UTTAR BIHAR GRAMIN BANK	7402	18	23/10/2024	DARBHANGA	HANUMAN NAGAR	BISHANPUR	45	N	N	N	N	N	N	Y	Y
593	UTTAR BIHAR GRAMIN BANK	7402	19	25/10/2024	DARBHANGA	BAHERI	BITHAULI	45	N	N	N	N	N	N	Y	Y
594	UTTAR BIHAR GRAMIN BANK	7402	20	04/11/2024	DARBHANGA	MANIGACHHI	CHANOUR	47	N	N	N	N	N	N	Y	Y
595	UTTAR BIHAR GRAMIN BANK	7402	21	11/11/2024	DARBHANGA	DARBHANGA	CHHATWAN	48	N	N	N	N	N	N	Y	Y
596	UTTAR BIHAR GRAMIN BANK	7402	22	14/11/2024	DARBHANGA	BAHADURPUR	DEKAULI	51	N	N	N	N	N	N	Y	Y
597	UTTAR BIHAR GRAMIN BANK	6302	23	12/12/2024	GOPALGANJ	UCHKAGAON	BANKI KHAL	30	N	N	N	N	Y	N	Y	Y
598	UTTAR BIHAR GRAMIN BANK	6302	24	07/12/2024	GOPALGANJ	UCHKAGAON	PIPRAHI	35	N	N	N	N	Y	N	Y	Y
599	UTTAR BIHAR GRAMIN BANK	6302	25	13/12/2024	GOPALGANJ	MANIHA	BANGRA	20	N	N	N	N	Y	N	Y	Y
600	UTTAR BIHAR GRAMIN BANK	6302	26	13/12/2024	GOPALGANJ	MANIHA	KESHOPUR	45	N	N	N	N	Y	N	Y	Y
601	UTTAR BIHAR GRAMIN BANK	6302	27	17/12/2024	GOPALGANJ	MANIHA	CHITAU LI	38	N	N	N	N	Y	N	Y	Y
602	UTTAR BIHAR GRAMIN BANK	6302	28	19/12/2024	GOPALGANJ	THAWE	PHUNGUNI	24	N	N	N	N	Y	N	Y	Y
603	UTTAR BIHAR GRAMIN BANK	6302	29	18/12/2024	GOPALGANJ	KUCHAIKOTE	BANJARIA	28	N	N	N	N	Y	N	Y	Y
604	UTTAR BIHAR GRAMIN BANK	6302	30	07/12/2024	GOPALGANJ	THAWE	INDARWA ABDULLAH	32	N	N	N	N	Y	N	Y	Y
605	UTTAR BIHAR GRAMIN BANK	7102	31	04/10/2024	KATI HAR	BARSOI	HATBANGORA	86	N	N	N	N	Y	N	Y	Y
606	UTTAR BIHAR GRAMIN BANK	7102	32	06/11/2024	KATI HAR	MANIHARI	MANIHARI	98	N	N	N	N	Y	N	Y	Y
607	UTTAR BIHAR GRAMIN BANK	7102	33	14/11/2024	KATI HAR	FALKA	FALKA	89	N	N	N	N	Y	N	Y	Y
608	UTTAR BIHAR GRAMIN BANK	7102	34	23/12/2024	KATI HAR	KADWA	CHANDPUR	67	N	N	N	N	Y	N	Y	Y
609	UTTAR BIHAR GRAMIN BANK	7102	35	30/12/2024	KATI HAR	KORHA	MARWA	78	N	N	N	N	Y	N	Y	Y
610	UTTAR BIHAR GRAMIN BANK	7102	36	22/10/2024	KATI HAR	KATI HAR	DALAN	81	N	N	N	N	Y	N	Y	Y
611	UTTAR BIHAR GRAMIN BANK	7102	37	18/11/2024	KATI HAR	BALRAMPUR	MALLIKPUR	72	N	N	N	N	Y	N	Y	Y
612	UTTAR BIHAR GRAMIN BANK	7102	38	15/10/2024	KATI HAR	BARSOI	KACHNA	92	N	N	N	N	Y	N	Y	Y
613	UTTAR BIHAR GRAMIN BANK	7102	39	28/11/2024	KATI HAR	BARSOI	HATBANGORA	55	N	N	N	N	Y	N	Y	Y
614	UTTAR BIHAR GRAMIN BANK	7102	40	21/10/2024	KATI HAR	MANIHARI	MANIHARI	58	N	N	N	N	Y	N	Y	Y
615	UTTAR BIHAR GRAMIN BANK	7102	41	16/12/2024	KATI HAR	FALKA	FALKA	65	N	N	N	N	Y	N	Y	Y
616	UTTAR BIHAR GRAMIN BANK	4902	42	21/10/2024	KISHANGANJ	BAHADURGANJ	BAHADURGANJ	41	N	N	N	N	N	N	Y	Y
617	UTTAR BIHAR GRAMIN BANK	4902	43	21/10/2024	KISHANGANJ	BAHADURGANJ	BISHUNPUR HAT	48	N	N	N	N	N	N	Y	Y
618	UTTAR BIHAR GRAMIN BANK	4902	44	21/10/2024	KISHANGANJ	KISHANGANJ	CALTEX CHOWK	41	N	N	N	N	N	N	Y	Y
619	UTTAR BIHAR GRAMIN BANK	6802	45	10/10/2024	MADHEPURA	KUMARKHAND	KUMARKHAND	55	N	N	N	N	Y	N	Y	Y
620	UTTAR BIHAR GRAMIN BANK	6802	46	21/10/2024	MADHEPURA	MURLIGANJ	MURLIGANJ	45	N	N	N	N	Y	N	Y	Y

621	UTTAR BIHAR GRAMIN BANK	6802	47	22/10/2024	MADHEPURA	KUMARKHAND	SIRIPUR	57	N	N	N	Y	N	Y	Y
622	UTTAR BIHAR GRAMIN BANK	6802	48	23/10/2024	MADHEPURA	CHAUSA	KALASHAN	47	N	N	N	Y	N	Y	Y
623	UTTAR BIHAR GRAMIN BANK	6802	49	25/10/2024	MADHEPURA	ALAMNAGAR	ALAM NAGAR	47	N	N	N	Y	N	Y	Y
624	UTTAR BIHAR GRAMIN BANK	6802	50	25/10/2024	MADHEPURA	CHAUSA	LAUA LAGAN	49	N	N	N	Y	N	Y	Y
625	UTTAR BIHAR GRAMIN BANK	6802	51	29/10/2024	MADHEPURA	ALAMNAGAR	KISHUNPUR RATWARA	47	N	N	N	Y	N	Y	Y
626	UTTAR BIHAR GRAMIN BANK	6802	52	05/11/2024	MADHEPURA	ALAMNAGAR	ALAM NAGAR	47	N	N	N	Y	N	Y	Y
627	UTTAR BIHAR GRAMIN BANK	6802	53	11/11/2024	MADHEPURA	MURLIGANJ	MURLIGANJ	52	N	N	N	Y	N	Y	Y
628	UTTAR BIHAR GRAMIN BANK	6802	54	13/11/2024	MADHEPURA	KUMARKHAND	KUMARKHAND	56	N	N	N	Y	N	Y	Y
629	UTTAR BIHAR GRAMIN BANK	6802	55	21/11/2024	MADHEPURA	CHAUSA	KALASHAN	45	N	N	N	Y	N	Y	Y
630	UTTAR BIHAR GRAMIN BANK	5402	56	30/10/2024	MADHUBANI	MADHEPUR	BAHERA	45	N	N	N	N	N	Y	Y
631	UTTAR BIHAR GRAMIN BANK	5402	57	29/10/2024	MADHUBANI	ANDHRATHARHI	RUDRAPUR	32	N	N	N	N	N	Y	Y
632	UTTAR BIHAR GRAMIN BANK	5402	58	19/11/2024	MADHUBANI	GHOGHARDIHA	BISHUNPUR	45	N	N	N	N	N	Y	Y
633	UTTAR BIHAR GRAMIN BANK	5402	59	24/12/2024	MADHUBANI	BABU BARHI	TIRHUTA	60	N	N	N	N	N	Y	Y
634	UTTAR BIHAR GRAMIN BANK	5402	60	27/12/2024	MADHUBANI	LADANIA	BELAHI	36	N	N	N	N	N	Y	Y
635	UTTAR BIHAR GRAMIN BANK	5402	61	26/11/2024	MADHUBANI	PANDAUL	BHAWANIPUR	52	N	N	N	N	N	Y	Y
636	UTTAR BIHAR GRAMIN BANK	5402	62	26/11/2024	MADHUBANI	PANDAUL	LOHAT	42	N	N	N	N	N	Y	Y
637	UTTAR BIHAR GRAMIN BANK	5402	63	17/12/2024	MADHUBANI	RAHIKA	BHAUWARA	48	N	N	N	N	N	Y	Y
638	UTTAR BIHAR GRAMIN BANK	5402	64	17/12/2024	MADHUBANI	RAHIKA	KAITOLA	51	N	N	N	N	N	Y	Y
639	UTTAR BIHAR GRAMIN BANK	5402	65	18/12/2024	MADHUBANI	BENIPATTI	HA BRAHAMPURA	56	N	N	N	N	N	Y	Y
640	UTTAR BIHAR GRAMIN BANK	5402	66	18/12/2024	MADHUBANI	BENIPATTI	PARSAUNA	40	N	N	N	N	N	Y	Y
641	UTTAR BIHAR GRAMIN BANK	6202	67	18/11/2024	MUZAFFARPUR	MUSHAHARI	SAHWAJPUR-I	45	N	N	N	N	N	Y	Y
642	UTTAR BIHAR GRAMIN BANK	6202	68	19/11/2024	MUZAFFARPUR	KANTI	SAHWAJPUR-II	50	N	N	N	N	N	Y	Y
643	UTTAR BIHAR GRAMIN BANK	6202	69	20/11/2024	MUZAFFARPUR	KURHANI	SONBARSA	45	N	N	N	N	N	Y	Y
644	UTTAR BIHAR GRAMIN BANK	6202	70	21/11/2024	MUZAFFARPUR	KURHANI	MAHANT MANIYARI	42	N	N	N	N	N	Y	Y
645	UTTAR BIHAR GRAMIN BANK	6202	71	22/11/2024	MUZAFFARPUR	MUSHAHARI	JHAPAHA	45	N	N	N	N	N	Y	Y
646	UTTAR BIHAR GRAMIN BANK	6202	72	25/11/2024	MUZAFFARPUR	AURAI	PITAUJHIYA	45	N	N	N	N	N	Y	Y
647	UTTAR BIHAR GRAMIN BANK	6202	73	26/11/2024	MUZAFFARPUR	BOCHAHAN	BOCHAHA	45	N	N	N	N	N	Y	Y
648	UTTAR BIHAR GRAMIN BANK	6402	74	15/10/2024	PASHCHIM CHAMPARAN	CHANPATIA	KUMARBAGH	35	N	N	N	N	N	Y	Y
649	UTTAR BIHAR GRAMIN BANK	6402	75	17/10/2024	PASHCHIM CHAMPARAN	MAJHAULIA	JAIKATIA	44	N	N	N	N	N	Y	Y
650	UTTAR BIHAR GRAMIN BANK	6402	76	19/10/2024	PASHCHIM CHAMPARAN	CHANPATIA	CHANPATIA	26	N	N	N	N	N	Y	Y
651	UTTAR BIHAR GRAMIN BANK	6402	77	21/10/2024	PASHCHIM CHAMPARAN	CHANPATIA	SHEKHDHURWA	50	N	N	N	N	N	Y	Y
652	UTTAR BIHAR GRAMIN BANK	6402	78	23/10/2024	PASHCHIM CHAMPARAN	BAIRIA	PAKHNAHA	32	N	N	N	N	N	Y	Y
653	UTTAR BIHAR GRAMIN BANK	6402	79	25/10/2024	PASHCHIM CHAMPARAN	NARKATIAGANJ	ANJUSUGAULI	40	N	N	N	N	N	Y	Y
654	UTTAR BIHAR GRAMIN BANK	6402	80	28/10/2024	PASHCHIM CHAMPARAN	PIPRASI	MANJHARIYA	32	N	N	N	N	N	Y	Y
655	UTTAR BIHAR GRAMIN BANK	6402	81	18/11/2024	PASHCHIM CHAMPARAN	CHANPATIA	RAMPURWA	35	N	N	N	N	N	Y	Y
656	UTTAR BIHAR GRAMIN BANK	6402	82	20/11/2024	PASHCHIM CHAMPARAN	MAJHAULIA	KARAMWA	40	N	N	N	N	N	Y	Y
657	UTTAR BIHAR GRAMIN BANK	6402	83	22/11/2024	PASHCHIM CHAMPARAN	CHANPATIA	PURENA BAJAR	69	N	N	N	N	N	Y	Y
658	UTTAR BIHAR GRAMIN BANK	5302	84	29/10/2024	PURBI CHAMPARAN	ARERAJ	ARERAJ	49	N	N	N	N	N	Y	Y
659	UTTAR BIHAR GRAMIN BANK	5302	85	21/10/2024	PURBI CHAMPARAN	CHAKIA (PIPRA)	HARSIDHI	68	N	N	N	N	N	Y	Y
660	UTTAR BIHAR GRAMIN BANK	5302	86	23/10/2024	PURBI CHAMPARAN	CHIRAIYA	CHIRAIYA	63	N	N	N	N	N	N	Y
661	UTTAR BIHAR GRAMIN BANK	5302	87	24/10/2024	PURBI CHAMPARAN	DHAKA	DHAKA	57	N	N	N	N	N	Y	Y
662	UTTAR BIHAR GRAMIN BANK	5302	88	22/10/2024	PURBI CHAMPARAN	KALYANPUR	KALYANPUR	41	N	N	N	N	N	Y	Y
663	UTTAR BIHAR GRAMIN BANK	5302	89	29/10/2024	PURBI CHAMPARAN	TETARIYA	CHAKIA	59	N	N	N	N	N	Y	Y
664	UTTAR BIHAR GRAMIN BANK	5302	90	21/10/2024	PURBI CHAMPARAN	RAMGARHWA	CHAKIA	50	N	N	N	N	N	Y	Y
665	UTTAR BIHAR GRAMIN BANK	7802	91	09/12/2024	PURNIA	SRINAGAR	KHOKHA	52	N	N	N	Y	N	Y	Y
666	UTTAR BIHAR GRAMIN BANK	7802	92	15/11/2024	PURNIA	DHAMDAHA	MIRGANJ.	72	N	N	N	Y	N	Y	Y
667	UTTAR BIHAR GRAMIN BANK	7802	93	25/11/2024	PURNIA	RUPOULI	MOHANPUR	53	N	N	N	Y	N	Y	Y
668	UTTAR BIHAR GRAMIN BANK	7802	94	28/10/2024	PURNIA	KRITYANAND NAGAR	GANESHPUR	83	N	N	N	Y	N	Y	Y
669	UTTAR BIHAR GRAMIN BANK	7802	95	16/10/2024	PURNIA	BAISI	DANGRAHA	85	N	N	N	Y	N	Y	Y
670	UTTAR BIHAR GRAMIN BANK	7802	96	19/10/2024	PURNIA	DAGRAUA	BARSAUNI	55	N	N	N	Y	N	Y	Y
671	UTTAR BIHAR GRAMIN BANK	7802	97	23/12/2024	PURNIA	SRINAGAR	KHOKHA	59	N	N	N	Y	N	Y	Y
672	UTTAR BIHAR GRAMIN BANK	7802	98	10/12/2024	PURNIA	DHAMDAHA	MIRGANJ.	78	N	N	N	Y	N	Y	Y
673	UTTAR BIHAR GRAMIN BANK	7802	99	19/12/2024	PURNIA	PURNIA EAST	RANIPATRA	82	N	N	N	Y	N	Y	Y
674	UTTAR BIHAR GRAMIN BANK	7802	100	21/11/2024	PURNIA	RUPOULI	MOHANPUR	84	N	N	N	Y	N	Y	Y
675	UTTAR BIHAR GRAMIN BANK	7602	101	05/10/2024	SAHARSA	NAUHATTA	NAUHATTA	51	N	N	N	Y	N	Y	Y
676	UTTAR BIHAR GRAMIN BANK	7602	102	08/10/2024	SAHARSA	SATTAR KATTAIYA	SATTAR	44	N	N	N	Y	N	Y	Y
677	UTTAR BIHAR GRAMIN BANK	7602	103	15/10/2024	SAHARSA	MAHISHI	TELWA	53	N	N	N	Y	N	Y	Y

678	UTTAR BIHAR GRAMIN BANK	7602	104	18/10/2024	SAHARSA	SALKHUA	SALKHUA	43	N	N	N	Y	N	Y	Y
679	UTTAR BIHAR GRAMIN BANK	7602	105	18/10/2024	SAHARSA	SIMRI BAKHTIARPUR	SIMRI BAKHTIARPR	35	N	N	N	Y	N	Y	Y
680	UTTAR BIHAR GRAMIN BANK	7602	106	19/10/2024	SAHARSA	MAHISHI	MAHISHI	52	N	N	N	Y	N	Y	Y
681	UTTAR BIHAR GRAMIN BANK	7602	107	23/10/2024	SAHARSA	SOUR BAZAR	CHANDAUR SAMDA	49	N	N	N	Y	N	Y	Y
682	UTTAR BIHAR GRAMIN BANK	7602	108	04/11/2024	SAHARSA	SATTAR KATTAIYA	SATTAR	43	N	N	N	Y	N	Y	Y
683	UTTAR BIHAR GRAMIN BANK	7602	109	18/11/2024	SAHARSA	SIMRI BAKHTIARPUR	SIMRI BAKHTIARPR	39	N	N	N	Y	N	Y	Y
684	UTTAR BIHAR GRAMIN BANK	7602	110	26/11/2024	SAHARSA	MAHISHI	MAHISHI	51	N	N	N	Y	N	Y	Y
685	UTTAR BIHAR GRAMIN BANK	5702	111	22/10/2024	SIWAN	MAHARAJGANJ	BARHARIYA	32	N	N	N	Y	N	Y	Y
686	UTTAR BIHAR GRAMIN BANK	5702	112	25/10/2024	SIWAN	SIWAN	SHAMPUR BAZAR	41	N	N	N	Y	N	Y	Y
687	UTTAR BIHAR GRAMIN BANK	5702	113	26/10/2024	SIWAN	GORIAKOTHI	KARANPURA BAZAR	29	N	N	N	Y	N	Y	Y
688	UTTAR BIHAR GRAMIN BANK	5702	114	18/10/2024	SIWAN	LAKRI NABIGANJ	MAIN BAZAR	24	N	N	N	Y	N	Y	Y
689	UTTAR BIHAR GRAMIN BANK	5702	115	18/10/2024	SIWAN	BHAGWANPUR HAT	MALMALIYA	33	N	N	N	Y	N	Y	Y
690	UTTAR BIHAR GRAMIN BANK	5702	116	18/10/2024	SIWAN	BHAGWANPUR HAT	HILSAR	27	N	N	N	Y	N	Y	Y
691	UTTAR BIHAR GRAMIN BANK	5702	117	09/10/2024	SIWAN	PACHRUKHI	BHARATHPURA	38	N	N	N	Y	N	Y	Y
692	UTTAR BIHAR GRAMIN BANK	6602	118	08/10/2024	SARAN	MASHRAKH	RAJA PATTI	68	N	N	N	N	N	Y	Y
693	UTTAR BIHAR GRAMIN BANK	6602	119	10/10/2024	SARAN	MAKER	MAKER	54	N	N	N	N	N	Y	Y
694	UTTAR BIHAR GRAMIN BANK	6602	120	16/10/2024	SARAN	PARSA	BANAUTA	55	N	N	N	N	N	Y	Y
695	UTTAR BIHAR GRAMIN BANK	6602	121	02/11/2024	SARAN	DARIAPUR	DARIHARA	58	N	N	N	N	N	Y	Y
696	UTTAR BIHAR GRAMIN BANK	6602	122	20/11/2024	SARAN	NAGRA	RAMPUR KALLA	50	N	N	N	N	N	Y	Y
697	UTTAR BIHAR GRAMIN BANK	6602	123	11/12/2024	SARAN	DARIAPUR	MANGARPAL MURTUZA	65	N	N	N	N	N	Y	Y
698	UTTAR BIHAR GRAMIN BANK	6602	124	19/12/2024	SARAN	BANIAPUR	SATUAN	52	N	N	N	N	N	Y	Y
699	UTTAR BIHAR GRAMIN BANK	6502	125	18/11/2024	SHEOHAR	PURNAHIYA	PURNAHIYA	48	N	N	N	N	N	Y	Y
700	UTTAR BIHAR GRAMIN BANK	6502	126	20/11/2024	SHEOHAR	PIPRAHI	PIPRAHI	43	N	N	N	Y	N	Y	Y
701	UTTAR BIHAR GRAMIN BANK	6502	127	21/11/2024	SHEOHAR	SHEOHAR	SAMHUTI BAZAR	48	N	N	N	Y	N	Y	Y
702	UTTAR BIHAR GRAMIN BANK	5002	128	21/10/2024	SITAMARHI	CHORAUT	YADUPATTI	40	N	N	N	Y	N	Y	Y
703	UTTAR BIHAR GRAMIN BANK	5002	129	22/10/2024	SITAMARHI	NANPUR	BHADIAN	40	N	N	N	N	N	Y	Y
704	UTTAR BIHAR GRAMIN BANK	5002	130	23/10/2024	SITAMARHI	NANPUR	RAIPUR	47	N	N	N	Y	N	Y	Y
705	UTTAR BIHAR GRAMIN BANK	5002	131	24/10/2024	SITAMARHI	RUNNISAI DPUR	ATHRI	44	N	N	N	N	N	Y	Y
706	UTTAR BIHAR GRAMIN BANK	5002	132	25/10/2024	SITAMARHI	RUNNISAI DPUR	MANIKCHOWK	40	N	N	N	Y	N	Y	Y
707	UTTAR BIHAR GRAMIN BANK	5002	133	28/10/2024	SITAMARHI	SURSAND	KUMMA	47	N	N	N	N	N	Y	Y
708	UTTAR BIHAR GRAMIN BANK	5002	134	29/10/2024	SITAMARHI	BATHANAHA	SIRISIYA-1	47	N	N	N	Y	N	Y	Y
709	UTTAR BIHAR GRAMIN BANK	5002	135	19/12/2024	SITAMARHI	NANPUR	BHADIAN	48	N	N	N	N	N	Y	Y
710	UTTAR BIHAR GRAMIN BANK	5002	136	20/12/2024	SITAMARHI	RUNNISAI DPUR	ATHRI	43	N	N	N	Y	N	Y	Y
711	UTTAR BIHAR GRAMIN BANK	5002	137	27/11/2024	SITAMARHI	DUMRA	SUHAI	41	N	N	N	Y	N	Y	Y
712	UTTAR BIHAR GRAMIN BANK	5002	138	28/11/2024	SITAMARHI	SURSAND	RADHAUR	44	N	N	N	Y	N	Y	Y
713	UTTAR BIHAR GRAMIN BANK	5002	139	29/11/2024	SITAMARHI	BATHANAHA	JOGWANA	41	N	N	N	Y	N	Y	Y
714	UTTAR BIHAR GRAMIN BANK	5002	140	21/12/2024	SITAMARHI	SURSAND	KUMMA	48	N	N	N	N	N	Y	Y
715	UTTAR BIHAR GRAMIN BANK	5002	141	25/12/2024	SITAMARHI	CHORAUT	CHOROUT	44	N	N	N	Y	N	Y	Y
716	UTTAR BIHAR GRAMIN BANK	5002	142	26/12/2024	SITAMARHI	BAJPATTI	BAJPATTI	44	N	N	N	Y	N	Y	Y
717	UTTAR BIHAR GRAMIN BANK	4802	143	07/10/2024	SUPAUL	TRIBENIGANJ	PARSAGARHI	49	N	N	N	Y	N	Y	Y
718	UTTAR BIHAR GRAMIN BANK	4802	144	09/10/2024	SUPAUL	PIPRA	PIPRA	50	N	N	N	Y	N	Y	Y
719	UTTAR BIHAR GRAMIN BANK	4802	145	16/10/2024	SUPAUL	MARAUNA	MARAUNA	41	N	N	N	Y	N	Y	Y
720	UTTAR BIHAR GRAMIN BANK	4802	146	19/10/2024	SUPAUL	BASANTPUR	BIRPUR	38	N	N	N	Y	N	Y	Y
721	UTTAR BIHAR GRAMIN BANK	4802	147	19/10/2024	SUPAUL	TRIBENIGANJ	JADIAHAT	58	N	N	N	Y	N	Y	Y
722	UTTAR BIHAR GRAMIN BANK	4802	148	22/10/2024	SUPAUL	SUPAUL	SUKHPUR	55	N	N	N	Y	N	Y	Y
723	UTTAR BIHAR GRAMIN BANK	4802	149	24/10/2024	SUPAUL	RAGHOPUR	BISHANPU DAULAT	58	N	N	N	Y	N	Y	Y
724	UTTAR BIHAR GRAMIN BANK	4802	150	02/11/2024	SUPAUL	RAGHOPUR	BISHANPU DAULAT	48	N	N	N	Y	N	Y	Y
725	UTTAR BIHAR GRAMIN BANK	4802	151	06/11/2024	SUPAUL	PIPRA	PIPRA	45	N	N	N	Y	N	Y	Y
726	UTTAR BIHAR GRAMIN BANK	4802	152	12/11/2024	SUPAUL	TRIBENIGANJ	JADIAHAT	49	N	N	N	Y	N	Y	Y
727	UTTAR BIHAR GRAMIN BANK	4802	153	14/11/2024	SUPAUL	TRIBENIGANJ	PARSAGARHI	43	N	N	N	Y	N	Y	Y
728	UTTAR BIHAR GRAMIN BANK	4802	154	16/11/2024	SUPAUL	MARAUNA	MARAUNA	52	N	N	N	Y	N	Y	Y
729	UTTAR BIHAR GRAMIN BANK	8902	155	17/10/2024	VAISHALI	PATEPUR	BALIGAON	58	N	N	N	N	N	Y	Y
730	UTTAR BIHAR GRAMIN BANK	8902	156	18/10/2024	VAISHALI	HAIJIPUR	NAYAGAON	51	N	N	N	N	N	Y	Y
731	UTTAR BIHAR GRAMIN BANK	8902	157	19/10/2024	VAISHALI	BIDUPUR	RAMDAULI	46	N	N	N	N	N	Y	Y
732	UTTAR BIHAR GRAMIN BANK	8902	158	21/10/2024	VAISHALI	PATEPUR	SIMARWARA	49	N	N	N	N	N	Y	Y
733	UTTAR BIHAR GRAMIN BANK	8902	159	22/10/2024	VAISHALI	DESRI	CHANDPURA	55	N	N	N	N	N	Y	Y
734	UTTAR BIHAR GRAMIN BANK	8902	160	23/10/2024	VAISHALI	LALGANJ	GURMIA	47	N	N	N	N	N	Y	Y

735	UTTAR BIHAR GRAMIN BANK	8902	161	24/10/2024	VAISHALI	JANDAHA	JANDAHA	48	N	N	N	N	N	Y	Y
736	UTTAR BIHAR GRAMIN BANK	8902	162	18/11/2024	VAISHALI	HAJIPUR	SENDUARI	53	N	N	N	N	N	Y	Y
737	UTTAR BIHAR GRAMIN BANK	8902	163	19/11/2024	VAISHALI	HAJIPUR	SALHA	58	N	N	N	N	N	Y	Y
738	UTTAR BIHAR GRAMIN BANK	8902	164	20/11/2024	VAISHALI	BHAGWANPUR	SARAI	56	N	N	N	N	N	Y	Y
739	UTTAR BIHAR GRAMIN BANK	8902	165	21/11/2024	VAISHALI	CHEHRAKALA	SEHAN	57	N	N	N	N	N	Y	Y
740	UTTAR BIHAR GRAMIN BANK	8902	166	22/11/2024	VAISHALI	HAJIPUR	LOMA	56	N	N	N	N	N	Y	Y
741	UTTAR BIHAR GRAMIN BANK	8902	167	25/11/2024	VAISHALI	HAJIPUR	SENDURI	51	N	N	N	N	N	Y	Y

SLBC BIHAR																	
QUARTERLY REPORT ON CONDUCT OF TARGET GROUP SPECIFIC CAMPS BY FLCs																	
31.12.2024																	
S.N.	Bank Name	FLC Code	S.No of camp	Date of camp	District Name	Block Name	Village	No of participants	Stakeholders present (Indicate Y/N)							Target Group Addressed	
									LDM Presence	DDM Presence	LDO Presence	Local Govt. Presence	NGO. Presence	BC Presence	Others Presence	1. Farmers	2. Small entrepreneurs
1	STATE BANK OF INDIA	08301	1	19/10/2024	ARARIA	JOKIHAT	JAHANPUR	52	Y	N	N	N	Y	Y	Y	5	
2	STATE BANK OF INDIA	06081	1	14/10/2024	MADHEPURA	GHELARH	BUDHNAGAR WARD-03	36	N	N	N	N	N	Y	Y	1	
3	STATE BANK OF INDIA	04901	1	10/07/2024	KISHANGANJ	SANGRAMPUR	ARRABARI	50	Y	N	N	N	Y	Y	Y	5	
4	STATE BANK OF INDIA	7801	1	21/02/2024	PURNIA	PURNIA EAST	BELLOURI	39	N	N	N	Y	N	Y	Y	4	
5	STATE BANK OF INDIA	4701	1	10/07/2024	JAMUI	KAHARA	GOPALPUR	66	Y	N	N	Y	N	N	N	1	
6	STATE BANK OF INDIA	7601	1	08/10/2024	SAHARSA	PATARGHAT	PASWAN TOLA KAPSIYA	32	N	Y	N	Y	Y	Y	Y	1	
7	STATE BANK OF INDIA	2081	1	15/10/2024	SUPAUL	CHHATAPUR	CHUNNI	49	Y	N	N	N	N	Y	Y	2	
8	STATE BANK OF INDIA	2081	2	16/10/2024	SUPAUL	SUPAUL	RSETI	51	Y	N	N	N	N	Y	Y	4	
9	STATE BANK OF INDIA	7601	2	16/10/2024	SAHARSA	SOUR BAZAR	BHAGWANPUR	64	N	N	N	Y	Y	Y	Y	2	
10	STATE BANK OF INDIA	7801	2	10/04/2024	PURNIA	SRINAGAR	MANKOL	61	N	N	N	Y	N	Y	Y	1	
11	STATE BANK OF INDIA	06081	2	16/10/2024	MADHEPURA	GHELARH	BALI WARD-02	38	N	N	N	N	N	Y	Y	4	
12	STATE BANK OF INDIA	04901	2	10/08/2024	KISHANGANJ	THAKURGANJ	SATBULIYA	75	Y	Y	N	N	N	Y	Y	2	
13	STATE BANK OF INDIA	08301	2	20/10/2024	ARARIA	JOKIHAT	HADAR	50	Y	Y	N	N	Y	Y	Y	2	
14	STATE BANK OF INDIA	4701	2	10/09/2024	JAMUI	JHAJHA	BALA PADAR	49	Y	N	N	N	N	Y	Y	1	
15	STATE BANK OF INDIA	4701	3	16/10/2024	JAMUI	CHAKAI	BATIA	51	Y	N	N	N	N	N	Y	6	
16	STATE BANK OF INDIA	08301	3	21/10/2024	ARARIA	PALASI	BARBATA CHOWK	51	Y	Y	N	N	Y	Y	Y	1	
17	STATE BANK OF INDIA	06081	3	19/10/2024	MADHEPURA	MADHEPURA	GODHYARI WARD-03	37	N	N	N	N	N	Y	Y	6	
18	STATE BANK OF INDIA	04901	3	15/10/2024	KISHANGANJ	DIGHALBANK	DIGHALGAON	53	Y	Y	N	N	Y	Y	Y	6	
19	STATE BANK OF INDIA	7801	3	10/05/2024	PURNIA	SRINAGAR	SINGHIYA	51	N	N	N	Y	N	Y	Y	5	
20	STATE BANK OF INDIA	7601	3	16/10/2024	SAHARSA	SOUR BAZAR	RAGHUNATHPUR	32	Y	N	N	Y	Y	Y	Y	5	
21	STATE BANK OF INDIA	2081	3	22/10/2024	SUPAUL	SUPAUL	AMHA	53	N	N	N	N	Y	Y	Y	1	
22	STATE BANK OF INDIA	2081	4	23/10/2024	SUPAUL	SUPAUL	SURTIPATTI	50	Y	N	N	N	N	Y	Y	4	
23	STATE BANK OF INDIA	7601	4	17/10/2024	SAHARSA	SOUR BAZAR	AHSCHOOL BALWAHAT	60	N	Y	N	Y	Y	Y	Y	1	
24	STATE BANK OF INDIA	7801	4	10/08/2024	PURNIA	BAISI	SURIGAON	51	N	N	N	Y	N	Y	Y	2	
25	STATE BANK OF INDIA	04901	4	14/10/2024	KISHANGANJ	POTHIA	NNIATOLI	52	Y	N	N	N	Y	Y	Y	1	
26	STATE BANK OF INDIA	06081	4	21/10/2024	MADHEPURA	SINGHESHWAR	ITHARI WARD-03	42	N	N	N	N	N	Y	Y	1	
27	STATE BANK OF INDIA	08301	4	22/10/2024	ARARIA	PALASI	MAJHPUR	50	Y	N	N	N	Y	Y	Y	4	
28	STATE BANK OF INDIA	4701	4	17/10/2024	JAMUI	SONO	KARAWAT	51	Y	N	N	N	N	N	Y	5	
29	STATE BANK OF INDIA	4701	5	19/10/2024	JAMUI	CHAKAI	BAMDAH	56	Y	N	N	N	N	N	Y	2	
30	STATE BANK OF INDIA	08301	5	23/10/2024	ARARIA	RANIGANJ	NARAYANPUR	53	Y	N	N	N	N	Y	Y	6	
31	STATE BANK OF INDIA	06081	5	24/10/2024	MADHEPURA	SHANKARPUR	RAIBHIR WARD-08	45	N	N	N	N	N	Y	Y	4	
32	STATE BANK OF INDIA	04901	5	16/10/2024	KISHANGANJ	TERHAGACHH	BHOGDABAR	79	Y	N	N	N	Y	Y	Y	4	
33	STATE BANK OF INDIA	7801	5	16/10/2024	PURNIA	SRINAGAR	COOPERATIVE	22	N	N	N	Y	N	Y	Y	4	
34	STATE BANK OF INDIA	7601	5	18/10/2024	SAHARSA	SIMRI BAKHTIARPUR	MNDH SCHOOL CHAKBHARO	54	N	N	Y	N	N	N	N	1	
35	STATE BANK OF INDIA	2081	5	24/10/2024	SUPAUL	SUPAUL	LAUKAHA	41	N	N	N	N	Y	Y	Y	5	
36	STATE BANK OF INDIA	2081	6	12/11/2024	SUPAUL	SUPAUL	BASDEWA	47	N	N	N	N	Y	Y	Y	1	
37	STATE BANK OF INDIA	7601	6	19/10/2024	SAHARSA	SATTAR KATTIYA	BHELWA	130	N	Y	N	N	Y	N	N	1	
38	STATE BANK OF INDIA	7801	6	17/10/2024	PURNIA	BAISI	MALA	29	Y	N	N	Y	N	Y	Y	1	
39	STATE BANK OF INDIA	06081	6	14/11/2024	MADHEPURA	MADHEPURA	BUDHAMA WARD-09	35	N	N	N	N	N	Y	Y	6	
40	STATE BANK OF INDIA	04901	6	11/01/2024	KISHANGANJ	BAHADURGANJ	GARGAON	50	Y	Y	N	N	Y	Y	Y	5	
41	STATE BANK OF INDIA	08301	6	21/11/2024	ARARIA	FORBESGANJ	COLLEGE CHOWK FORBEASGANJ	50	Y	Y	N	N	Y	Y	Y	2	
42	STATE BANK OF INDIA	4701	6	14/11/2024	JAMUI	KHAIRA	KAGESHWAR	49	Y	N	N	Y	N	N	Y	2	
43	STATE BANK OF INDIA	08301	7	22/11/2024	ARARIA	FORBESGANJ	SIRSIYA	64	Y	N	N	N	Y	Y	Y	1	
44	STATE BANK OF INDIA	04901	7	11/02/2024	KISHANGANJ	DIGHALBANK	SAMESAR	49	Y	N	N	N	Y	Y	Y	4	
45	STATE BANK OF INDIA	06081	7	27/11/2024	MADHEPURA	SINGHESHWAR	KAMARGAMA WARD-9	28	N	N	N	N	N	Y	Y	1	

46	STATE BANK OF INDIA	7801	7	19/10/2024	PURNIA	KRITYANAND NAGAR	RIKABGANJ	41	Y	N	N	Y	N	Y	Y	4
47	STATE BANK OF INDIA	7601	7	27/10/2024	SAHARSA	SOUR BAZAR	BHAGWANPUR	65	Y	N	N	N	Y	Y	Y	2
48	STATE BANK OF INDIA	2081	7	21/12/2024	SUPAUL	SUPAUL	BARAIL	52	N	N	N	N	Y	Y	Y	4
49	STATE BANK OF INDIA	2081	8	14/11/2024	SUPAUL	SUPAUL	BASDEWA	50	N	N	N	N	Y	Y	Y	2
50	STATE BANK OF INDIA	7601	8	28/10/2024	SAHARSA	SIMRI BAKHTIARPUR	USSCHOOOL RAIPURA	59	N	N	Y	Y	Y	Y	Y	3
51	STATE BANK OF INDIA	7801	8	24/10/2024	PURNIA	JALALGARH	JALALGARH	32	Y	N	N	Y	N	Y	Y	2
52	STATE BANK OF INDIA	06081	8	25/11/2024	MADHEPURA	SINGHESHWAR	RSETI	27	N	N	N	N	N	Y	Y	2
53	STATE BANK OF INDIA	04901	8	11/03/2024	KISHANGANJ	KOCHADHAMAN	KAIRI BIRPUR	51	Y	Y	N	N	N	Y	Y	2
54	STATE BANK OF INDIA	08301	8	23/11/2024	ARARIA	FORBESGANJ	SUKHI	52	Y	Y	N	N	Y	Y	Y	5
55	STATE BANK OF INDIA	4701	8	25/11/2024	JAMUI	LAXMIPUR	PREMNAGAR	51	Y	N	N	Y	N	N	N	1
56	STATE BANK OF INDIA	4701	9	26/11/2024	JAMUI	JHAJHA	TULSI KURA	52	Y	N	N	N	Y	N	N	1
57	STATE BANK OF INDIA	08301	9	24/11/2024	ARARIA	FORBESGANJ	JHIRVA PACHHIYARI	54	Y	Y	N	N	Y	Y	Y	4
58	STATE BANK OF INDIA	04901	9	15/11/2024	KISHANGANJ	TERHAGACHH	RAJAGAON	52	Y	Y	N	N	Y	Y	Y	1
59	STATE BANK OF INDIA	06081	9	14/12/2024	MADHEPURA	UDAKSHUNGANJ	RAHTA WARD-24	51	N	N	N	N	N	Y	Y	6
60	STATE BANK OF INDIA	7801	9	25/10/2024	PURNIA	PURNIA EAST	DAMKA	32	Y	N	N	Y	N	Y	Y	2
61	STATE BANK OF INDIA	7601	9	29/10/2024	SAHARSA	SIMRI BAKHTIARPUR	MIDDLE SCHOOL CHAKBHARO	68	Y	Y	Y	Y	Y	Y	Y	3
62	STATE BANK OF INDIA	2081	9	17/11/2024	SUPAUL	SUPAUL	KAJHA	41	N	N	N	N	Y	Y	Y	1
63	STATE BANK OF INDIA	2081	10	20/11/2024	SUPAUL	SUPAUL	PAL TOLA	49	N	N	N	N	Y	Y	Y	5
64	STATE BANK OF INDIA	7801	10	29/10/2024	PURNIA	BAISA	ROUTTA	43	Y	N	N	Y	N	Y	Y	4
65	STATE BANK OF INDIA	7601	10	30/10/2024	SAHARSA	KAHARA	THAKUR TOLA PARVINIA	51	N	Y	N	Y	N	Y	N	1
66	STATE BANK OF INDIA	06081	10	16/12/2024	MADHEPURA	BIHARIGANJ	MOTICHAK WARD-18	52	N	N	N	N	N	Y	Y	4
67	STATE BANK OF INDIA	04901	10	30/11/2024	KISHANGANJ	BAHADURGANJ	BAHADURGANJ	48	Y	N	N	N	Y	Y	Y	6
68	STATE BANK OF INDIA	08301	10	27/11/2024	ARARIA	FORBESGANJ	HARIPUR	59	Y	N	N	N	Y	Y	Y	6
69	STATE BANK OF INDIA	4701	10	30/11/2024	JAMUI	JHAJHA	CHAI	43	Y	N	N	Y	N	N	N	1
70	STATE BANK OF INDIA	4701	11	12/05/2024	JAMUI	JHAJHA	DHAMNA	50	Y	N	N	Y	N	N	N	6
71	STATE BANK OF INDIA	08301	11	16/12/2024	ARARIA	NARPATGANJ	PHULKAKHA BAZAR	59	Y	Y	N	N	Y	Y	Y	1
72	STATE BANK OF INDIA	04901	11	12/01/2024	KISHANGANJ	DIGHALBANK	KALPIR	52	N	Y	N	N	Y	Y	Y	1
73	STATE BANK OF INDIA	06081	11	24/12/2024	MADHEPURA	SINGHESHWAR	M D HIGH SCHOOL	82	N	N	N	Y	N	Y	Y	3
74	STATE BANK OF INDIA	7801	11	12/11/2024	PURNIA	KRITYANAND NAGAR	BISHANPUR MOHALI	32	N	N	N	Y	N	Y	Y	1
75	STATE BANK OF INDIA	7601	11	01/11/2024	SAHARSA	SATTAR KATTIYA	MSDHSCHOOL MENHA	68	Y	N	N	N	N	N	Y	1
76	STATE BANK OF INDIA	2081	11	21/11/2024	SUPAUL	PIPRA	TARAWA	43	N	N	N	N	Y	Y	Y	4
77	STATE BANK OF INDIA	2081	12	21/11/2024	SUPAUL	RAGHOPUR	FINGLASH	48	N	Y	N	N	Y	Y	Y	1
78	STATE BANK OF INDIA	7601	12	02/11/2024	SAHARSA	SATTAR KATTIYA	YADAV TOLA KHONHA	45	N	N	N	N	Y	N	Y	5
79	STATE BANK OF INDIA	7801	12	31/12/2024	PURNIA	PURNIA EAST	MANJHELI	50	N	N	N	Y	N	Y	Y	2
80	STATE BANK OF INDIA	06081	12	27/12/2024	MADHEPURA	MURLIGANJ	MRAGARH WARD-05	35	N	N	N	N	N	Y	Y	4
81	STATE BANK OF INDIA	04901	12	12/02/2024	KISHANGANJ	TERHAGACHH	KURHALI	48	Y	Y	N	N	Y	Y	Y	4
82	STATE BANK OF INDIA	08301	12	17/12/2024	ARARIA	NARPATGANJ	MANIKPUR	49	N	Y	N	N	Y	Y	Y	2
83	STATE BANK OF INDIA	4701	12	12/06/2024	JAMUI	JHAJHA	ADBARIA BOJHAIT	58	Y	N	N	Y	N	N	N	1
84	STATE BANK OF INDIA	4701	13	17/10/2024	JAMUI	JHAJHA	KETRU NABADA	49	Y	N	N	Y	N	Y	N	1
85	STATE BANK OF INDIA	08301	13	18/12/2024	ARARIA	NARPATGANJ	SONAPUR	50	N	N	N	N	N	Y	Y	4
86	STATE BANK OF INDIA	06081	13	28/12/2024	MADHEPURA	MURLIGANJ	HARIDWARCOWK W-7	35	N	N	N	N	N	Y	Y	6
87	STATE BANK OF INDIA	04902	13	12/03/2024	KISHANGANJ	DIGHALBANK	PANIBAG	66	N	N	N	N	N	Y	Y	6
88	STATE BANK OF INDIA	7601	13	20/12/2024	SAHARSA	KAHARA	UHSSCHOOL BASUDEVA	55	N	Y	Y	Y	Y	Y	N	6
89	STATE BANK OF INDIA	7801	13	11/04/2024	PURNIA	SRINAGAR	KHUTI DHUNAILI	55	Y	N	N	Y	N	Y	Y	4
90	STATE BANK OF INDIA	2081	13	13/12/2024	SUPAUL	SUPAUL	KAJHA	50	N	N	N	N	Y	Y	Y	2
91	STATE BANK OF INDIA	2081	14	17/12/2024	SUPAUL	KISHANPUR	SUHAGPUR	49	N	N	N	N	Y	Y	Y	4
92	STATE BANK OF INDIA	7801	14	11/06/2024	PURNIA	KRITYANAND NAGAR	BEGAMPUR KHATA	47	Y	N	N	Y	N	Y	Y	1
93	STATE BANK OF INDIA	7601	14	21/12/2024	SAHARSA	SOUR BAZAR	H S SCHOOL AJGEBE	47	Y	Y	N	Y	Y	Y	Y	1
94	STATE BANK OF INDIA	04901	14	12/11/2024	KISHANGANJ	POTHIA	KASBA	54	N	Y	N	N	Y	Y	Y	2
95	STATE BANK OF INDIA	08301	14	19/12/2024	ARARIA	NARPATGANJ	CHAKORWA	51	Y	Y	N	N	Y	Y	Y	5
96	STATE BANK OF INDIA	4701	14	18/11/2024	JAMUI	JHAJHA	NAJRI	51	Y	N	N	Y	N	N	N	4
97	STATE BANK OF INDIA	4701	15	14/12/2024	JAMUI	KHAIRA	RAIPURA GOPALPUR	45	Y	N	N	Y	N	N	N	4
98	STATE BANK OF INDIA	08301	15	20/12/2024	ARARIA	NARPATGANJ	POSDAHA	54	Y	N	N	N	Y	Y	Y	6
99	STATE BANK OF INDIA	04901	15	12/12/2024	KISHANGANJ	THAKURGANJ	KALIYAGANJ	72	N	N	N	N	Y	Y	Y	6
100	STATE BANK OF INDIA	7601	15	22/12/2024	SAHARSA	SOUR BAZAR	PRAMUKH TOLA AJGEBE	32	N	N	N	N	Y	Y	N	1
101	STATE BANK OF INDIA	7801	15	11/10/2024	PURNIA	DAGRAUA	CHANDBHATI	36	Y	N	N	Y	N	Y	Y	4

102	STATE BANK OF INDIA	2081	15	18/12/2024	SUPAUL	TRIBENIGANJ	KORIAPATTI	52	N	N	N	N	Y	Y	Y	1
103	STATE BANK OF INDIA	2081	16	19/12/2024	SUPAUL	KISHANPUR	RAMNAGAR	44	Y	Y	N	N	Y	Y	Y	2
104	STATE BANK OF INDIA	7801	16	24/12/2024	PURNIA	AMOUR	AMOUR HS	52	N	N	N	Y	N	Y	Y	5
105	STATE BANK OF INDIA	7601	16	23/12/2024	SAHARSA	KAHARA	H S SCHOOL SIRADEPATTI	64	N	N	N	N	Y	N	N	5
106	STATE BANK OF INDIA	7601	17	24/11/2024	SAHARSA	KAHARA	MUSLIM TOLA BASONA	64	Y	N	Y	N	Y	N	Y	1
107	STATE BANK OF INDIA	7801	17	26/12/2024	PURNIA	JALALGARH	DANSAR	43	N	N	N	Y	N	Y	Y	2
108	STATE BANK OF INDIA	2081	17	20/12/2024	SUPAUL	PIPRA	SHYAMNAGAR	43	N	N	N	N	Y	Y	Y	4
109	STATE BANK OF INDIA	7801	18	27/12/2024	PURNIA	BHAWANIPUR	RAJDHAM	32	N	N	N	Y	N	Y	Y	1
110	STATE BANK OF INDIA	7601	18	24/12/2024	SAHARSA	KAHARA	MUSLIM TOLA SIRADEPATTI	66	N	Y	N	N	Y	N	N	4
111	STATE BANK OF INDIA	7801	19	28/12/2024	PURNIA	PURNIA EAST	HARDA JEEVIKA	58	N	N	N	Y	N	Y	Y	2
112	STATE BANK OF INDIA	7801	20	30/12/2024	PURNIA	BANMANKHI	KHUTAHARI	37	N	N	N	N	Y	N	Y	5
113	STATE BANK OF INDIA	7801	21	31/12/2024	PURNIA	BAISI	MOHANIYA	49	N	N	N	Y	N	Y	Y	4
114	BANK OF BARODA	6502	1	01/10/2024	MADHEPURA	SHEOHAR	SUNDARPUR KHARAUNA	28	N	N	N	N	N	N	Y	3
115	BANK OF BARODA	6502	2	03/10/2024	MADHEPURA	PIPRAHI	MINAPUR BALHA	29	N	N	N	N	N	N	Y	4
116	BANK OF BARODA	12208	2	01/10/2024	SUPAUL	PARIHAR	INDARWA	32	N	Y	N	N	Y	Y	Y	1
117	BANK OF BARODA	12208	3	04/10/2024	SITAMARHI	DUMRA	DUMRA	23	Y	N	N	Y	N	Y	Y	4
118	BANK OF BARODA	6502	3	04/10/2024	MADHEPURA	DUMARI KATSARI	BHORHAN	29	Y	N	N	N	N	N	Y	3
119	BANK OF BARODA	6502	4	05/10/2024	MADHEPURA	SHEOHAR	KUSHAR	19	Y	N	N	N	N	N	Y	4
120	BANK OF BARODA	12208	4	06/10/2024	SITAMARHI	DUMRA	DUMRA	35	Y	Y	N	N	Y	N	Y	3
121	BANK OF BARODA	6502	5	05/11/2024	MADHEPURA	SHEOHAR	MOHARI	17	N	N	N	N	N	N	Y	4
122	BANK OF BARODA	6502	6	09/10/2024	MADHEPURA	PIPRAHI	DOSTIYA	28	N	N	N	N	N	N	Y	4
123	BANK OF BARODA	12208	6	10/10/2024	SITAMARHI	NANPUR	GAURI	35	N	Y	N	N	N	Y	Y	4
124	BANK OF BARODA	12208	7	14/10/2024	SITAMARHI	BAIRGANIA	NANDWARA	35	Y	Y	N	N	N	Y	Y	4
125	BANK OF BARODA	6502	7	10/10/2024	MADHEPURA	PIPRAHI	KOLUA THIKHAN	32	N	N	N	N	N	N	Y	3
126	BANK OF BARODA	6502	8	23/10/2024	MADHEPURA	PIPRAHI	RATANPUR	24	N	N	N	N	N	N	Y	3
127	BANK OF BARODA	6502	9	24/10/2024	MADHEPURA	PIPRAHI	PARSAUNI BAIJ	29	N	N	N	N	N	N	Y	3
128	BANK OF BARODA	6502	10	28/10/2024	MADHEPURA	PIPRAHI	DHANKAUL	26	N	N	N	N	N	N	Y	3
129	BANK OF BARODA	12208	10	22/10/2024	SITAMARHI	BAJPATTI	MADHUBAN,BASAHA	35	Y	N	Y	Y	Y	Y	Y	1
130	BANK OF BARODA	6502	11	01/11/2024	MADHEPURA	SHEOHAR	KUSHAR	29	N	N	N	N	N	N	Y	4
131	BANK OF BARODA	6502	12	02/11/2024	MADHEPURA	SHEOHAR	CHAMANPUR	16	N	N	N	N	N	N	Y	4
132	BANK OF BARODA	6502	13	04/11/2024	MADHEPURA	SHEOHAR	MAHUIA	18	N	N	N	N	N	N	Y	3
133	BANK OF BARODA	12208	13	02/11/2024	SITAMARHI	BAJPATTI	BAJPATTI	23	Y	N	Y	Y	N	Y	Y	4
134	BANK OF BARODA	6502	14	07/10/2024	MADHEPURA	TARIYANI	HIRMA	26	N	N	N	N	N	N	Y	1
135	BANK OF BARODA	6502	15	09/11/2024	MADHEPURA	PIPRAHI	DEKULI DHARAMPUR	13	N	N	N	N	N	N	Y	4
136	BANK OF BARODA	6502	16	11/11/2024	MADHEPURA	PURNAHIYA	ADAURI	13	N	N	N	N	N	N	Y	4
137	BANK OF BARODA	6502	17	12/11/2024	MADHEPURA	PIPRAHI	MESHAURA	18	N	N	N	N	N	N	Y	4
138	BANK OF BARODA	6502	19	14/11/2024	MADHEPURA	SHEOHAR	HATA	18	Y	N	N	N	N	N	Y	4
139	BANK OF BARODA	12208	19	02/12/2024	SITAMARHI	DUMRA	DUMRA	27	Y	Y	N	N	Y	N	Y	3
140	BANK OF BARODA	6502	20	15/11/2024	MADHEPURA	PIPRAHI	AMBAKALAN	27	Y	N	N	N	N	N	Y	3
141	BANK OF BARODA	6502	21	18/11/2024	MADHEPURA	SHEOHAR	SHEOHAR	27	Y	N	N	N	N	N	Y	3
142	BANK OF BARODA	12208	21	11/12/2024	VAISHALI	PARSAUNI	PARSAUNI	25	Y	Y	N	N	Y	Y	Y	4
143	BANK OF BARODA	6502	22	19/11/2024	MADHEPURA	PURNAHIYA	BASANTPATTI	25	Y	N	N	N	N	N	Y	3
144	BANK OF BARODA	6502	23	02/12/2024	MADHEPURA	PIPRAHI	AMBAKLAN	16	Y	N	N	N	N	N	Y	3
145	BANK OF BARODA	6502	24	03/12/2024	MADHEPURA	DUMARI KATSARI	KATSARI	18	Y	N	N	N	N	N	Y	4
146	BANK OF BARODA	12208	24	16/12/2024	SITAMARHI	BATHANAHA	YOGWANA	29	Y	N	Y	N	N	Y	Y	1
147	BANK OF BARODA	12208	25	17/12/2024	SITAMARHI	BAIRGANIA	SEKHONA	76	N	N	Y	Y	Y	Y	Y	4
148	BANK OF BARODA	6502	25	04/12/2024	MADHEPURA	SHEOHAR	HATA	33	N	N	N	N	N	N	Y	3
149	BANK OF BARODA	6502	26	06/12/2024	MADHEPURA	PIPRAHI	DOSTIYA	14	Y	N	N	N	N	N	Y	4
150	BANK OF BARODA	6502	27	07/12/2024	MADHEPURA	TARIYANI	SAMAHUTI	11	N	N	N	N	N	N	Y	3
151	BANK OF BARODA	12208	27	23/12/2024	SITAMARHI	NANPUR	KOILY	32	N	N	Y	Y	Y	Y	Y	4
152	BANK OF BARODA	12208	28	24/12/2024	SITAMARHI	BATHANAHA	BATHANAHA	24	N	Y	Y	Y	N	N	Y	4
153	BANK OF BARODA	6502	28	09/12/2024	MADHEPURA	SHEOHAR	KUSHAR	37	N	N	N	N	N	N	Y	4
154	BANK OF BARODA	6502	29	10/12/2024	MADHEPURA	DUMARI KATSARI	KATSARI	19	N	N	N	N	N	N	Y	3
155	BANK OF BARODA	6502	30	11/12/2024	MADHEPURA	PIPRAHI	PIPRAHI	20	N	N	N	N	N	N	Y	3
156	BANK OF BARODA	6502	31	12/12/2024	MADHEPURA	PURNAHIYA	SONAUL SULTAN	26	N	N	N	N	N	N	Y	4
157	BANK OF BARODA	12208	31	31/12/2024	SITAMARHI	NANPUR	BHADIYAN	32	N	N	N	Y	Y	Y	Y	4

158	BANK OF BARODA	12208	31	31/12/2024	SIWAN	NANPUR	BENGHA	34	Y	N	N	Y	N	Y	Y	4
159	BANK OF BARODA	6502	32	13/12/2024	MADHEPURA	SHEOHAR	CHAMNAPUR	21	N	N	N	N	N	N	Y	3
160	BANK OF BARODA	6502	33	16/12/2024	MADHEPURA	PIPRAHI	DHANKAUL	18	Y	N	N	N	N	N	Y	2
161	BANK OF BARODA	6502	34	17/12/2024	MADHEPURA	PIPRAHI	MINAPUR BALHA	24	N	N	N	N	N	N	Y	3
162	BANK OF BARODA	6502	35	18/12/2024	MADHEPURA	SHEOHAR	DAUD CHAPRA	29	N	N	N	N	N	N	Y	4
163	BANK OF BARODA	6502	37	28/12/2024	MADHEPURA	SHEOHAR	DAUD CHAPRA	29	N	N	N	N	N	N	Y	4
164	CANARA BANK	7901	1	01/10/2024	SHEIKHPURA	CHEWARA	CHEWARA & D.KUSUMBHA	45	Y	N	N	N	N	N	Y	6
165	CANARA BANK	7901	2	08/10/2024	SHEIKHPURA	SHEIKHPURA	KATARI	65	Y	N	N	N	N	N	Y	1
166	CANARA BANK	7901	3	15/10/2024	SHEIKHPURA	ARIARI	EFNI, ARIYARI	50	Y	N	N	N	N	Y	Y	5
167	CANARA BANK	7901	4	16/10/2024	SHEIKHPURA	SHEIKHPURA	SHEIKHPURA	125	Y	N	N	Y	N	N	Y	1
168	CANARA BANK	7901	5	17/10/2024	SHEIKHPURA	SHEIKHPURA	SHEIKHPURA	135	Y	N	N	Y	N	N	Y	1
169	CANARA BANK	7901	6	19/10/2024	SHEIKHPURA	GHATKUSUMBHA	BHADAUSI, G.KUSUMBHA	75	Y	N	N	Y	N	Y	Y	1
170	CANARA BANK	7901	7	21/10/2024	SHEIKHPURA	SHEIKHPURA	AUDHAY	82	Y	N	N	N	N	Y	Y	4
171	CANARA BANK	7901	8	22/10/2024	SHEIKHPURA	ARIARI	BLOCK CAMPUS UCO BANK ARIYARI	55	N	N	N	Y	N	Y	Y	1
172	CANARA BANK	7901	9	22/10/2024	SHEIKHPURA	SHEIKHPURA	SHEIKHPURA	150	Y	N	N	Y	N	N	Y	1
173	CANARA BANK	7901	10	23/10/2024	SHEIKHPURA	ARIARI	VIMAN, ARIYARI	195	Y	Y	N	Y	N	N	Y	1
174	CANARA BANK	7901	11	24/10/2024	SHEIKHPURA	BARBIGHA	KISAN BHAWAN, KEUTI, BARBIGHA	75	Y	N	N	Y	N	N	Y	1
175	CANARA BANK	7901	12	25/10/2024	SHEIKHPURA	CHEWARA	SIYANI, CHEWARA	145	Y	N	N	Y	N	Y	Y	1
176	CANARA BANK	7901	13	25/10/2024	SHEIKHPURA	BARBIGHA	DIH NIZAMATCSP BARBIGHA	22	Y	N	N	N	N	Y	Y	6
177	CANARA BANK	7901	14	28/10/2024	SHEIKHPURA	GHATKUSUMBHA	DIH KUSUMBHA, G.KUSUMBHA	42	Y	N	N	Y	N	Y	Y	1
178	CANARA BANK	7901	15	28/10/2024	SHEIKHPURA	SHEIKHPURA	MEHUS	12	N	N	N	N	N	N	Y	6
179	CANARA BANK	7901	16	09/11/2024	SHEIKHPURA	GHATKUSUMBHA	KATARI, G.KUSUMBHA	55	Y	N	N	N	N	Y	Y	5
180	CANARA BANK	7901	17	16/11/2024	SHEIKHPURA	BARBIGHA	PANK, BARBIGHA	42	Y	N	N	N	N	Y	Y	2
181	CANARA BANK	7901	18	19/11/2024	SHEIKHPURA	CHEWARA	CHHATHIYARA, CHEWARA	75	Y	N	N	Y	N	Y	Y	1
182	CANARA BANK	7901	19	19/11/2024	SHEIKHPURA	ARIARI	MAFO	48	Y	N	N	Y	N	Y	Y	1
183	CANARA BANK	7901	20	19/11/2024	SHEIKHPURA	SHEIKHPURA	SHEIKHPURA	10	Y	N	N	N	N	N	Y	6
184	CANARA BANK	7901	21	21/11/2024	SHEIKHPURA	SHEIKHPUR SARAI	ONMA, S.SARAI	56	Y	N	N	N	N	Y	Y	1
185	CANARA BANK	7901	22	25/11/2024	SHEIKHPURA	ARIARI	KASAR, ARIYARI	55	N	N	N	N	N	Y	Y	5
186	CANARA BANK	7901	23	25/11/2024	SHEIKHPURA	ARIARI	HUSAINABAD, ARIYARI	51	N	N	N	N	N	Y	Y	1
187	CANARA BANK	7901	24	26/11/2024	SHEIKHPURA	SHEIKHPURA	KHORAMPUR	50	N	N	N	N	N	Y	Y	1
188	CANARA BANK	7901	25	26/11/2024	SHEIKHPURA	BARBIGHA	BARBIGHA	19	Y	Y	N	Y	Y	N	Y	6
189	CANARA BANK	7901	26	27/11/2024	SHEIKHPURA	ARIARI	ARIYARI	16	Y	N	N	Y	Y	N	Y	6
190	CANARA BANK	7901	27	27/11/2024	SHEIKHPURA	SHEIKHPURA	SHEIKHPURA	18	Y	N	N	Y	Y	N	Y	6
191	CANARA BANK	7901	28	28/11/2024	SHEIKHPURA	GHATKUSUMBHA	PANAPUR, G.KUSUMBHA	52	N	N	N	Y	N	Y	Y	1
192	CANARA BANK	7901	29	28/11/2024	SHEIKHPURA	CHEWARA	CHEWARA	15	Y	N	N	Y	Y	N	Y	6
193	CANARA BANK	7901	30	29/11/2024	SHEIKHPURA	BARBIGHA	TEUS, BARBIGHA	75	N	N	N	Y	N	Y	Y	1
194	CANARA BANK	7901	31	29/11/2024	SHEIKHPURA	BARBIGHA	PANK, BARBIGHA	50	N	N	N	Y	N	Y	Y	5
195	CANARA BANK	7901	32	29/11/2024	SHEIKHPURA	GHATKUSUMBHA	KUSUMBHA	12	Y	N	N	Y	Y	N	Y	6
196	CANARA BANK	7901	33	30/11/2024	SHEIKHPURA	SHEIKHPURA	SIRARI	52	N	N	N	N	N	N	Y	1
197	CANARA BANK	7901	34	30/11/2024	SHEIKHPURA	SHEIKHPURA	KAITHWAN	56	Y	N	N	Y	Y	Y	Y	1
198	CANARA BANK	7901	35	02/12/2024	SHEIKHPURA	SHEIKHOPUR SARAI	PANCHI, S.SARAI	52	Y	N	N	Y	N	Y	Y	1
199	CANARA BANK	7901	36	02/12/2024	SHEIKHPURA	SHEIKHOPUR SARAI	S.SARAI	13	Y	N	N	Y	Y	N	Y	6
200	CANARA BANK	7901	37	03/12/2024	SHEIKHPURA	ARIARI	MAHULI, ARIYARI	36	Y	Y	N	N	N	Y	Y	2
201	CANARA BANK	7901	38	04/12/2024	SHEIKHPURA	BARBIGHA	PINJRI, BARBIGHA	21	Y	N	N	Y	N	Y	Y	1
202	CANARA BANK	7901	39	05/12/2024	SHEIKHPURA	CHEWARA	CHAKANDRA, CHEWARA	55	Y	N	N	Y	N	Y	Y	1
203	CANARA BANK	7901	40	06/12/2024	SHEIKHPURA	SHEIKHPURA	MANTHAN HALL DISTRICT COLLECTORAT	56	Y	Y	Y	Y	N	N	Y	6
204	CANARA BANK	7901	41	10/12/2024	SHEIKHPURA	BARBIGHA	RAMZANPU, BARBIGHA	45	N	N	N	Y	Y	Y	Y	4
205	CANARA BANK	7901	42	11/12/2024	SHEIKHPURA	SHEIKHPURA	KATARI	55	N	N	N	Y	N	Y	Y	2
206	CANARA BANK	7901	43	18/12/2024	SHEIKHPURA	SHEIKHPURA	BARUI	45	N	N	N	Y	N	Y	Y	2
207	CANARA BANK	7901	44	18/12/2024	SHEIKHPURA	ARIARI	HUSAINABAD, ARIYARI	55	N	N	N	Y	N	Y	Y	1
208	CANARA BANK	7901	45	19/12/2024	SHEIKHPURA	SHEIKHOPUR SARAI	S.SARAI CAMPUS	172	Y	N	N	Y	Y	N	Y	4
209	CANARA BANK	7901	46	19/12/2024	SHEIKHPURA	SHEIKHPURA	HOTEL BLU STON	65	Y	Y	N	Y	N	N	Y	6
210	CANARA BANK	7901	47	20/12/2024	SHEIKHPURA	BARBIGHA	CLF JEEVIKA BARBIGHA	175	Y	N	N	Y	N	Y	Y	4
211	CANARA BANK	7901	48	20/12/2024	SHEIKHPURA	SHEIKHPURA	SHEIKHPURA	86	Y	N	N	Y	N	N	Y	3
212	CANARA BANK	7901	49	23/12/2024	SHEIKHPURA	SHEIKHPURA	CANARA BANK PACHNA CAMPUS	315	Y	N	N	N	Y	N	Y	4
213	CANARA BANK	7901	50	24/12/2024	SHEIKHPURA	SHEIKHPURA	MEHUS	47	N	N	N	Y	N	Y	Y	1

214	CANARA BANK	7901	51	30/12/2024	SHEIKHPURA	SHEIKHPURA	PAIN	54	Y	N	N	Y	N	Y	Y	1
215	CENTRAL BANK OF INDIA	7401	1	22/10/2024	DARBHANGA	MANIGACHHI	BAHADURPUR	40	Y	N	N	N	Y	Y	N	6
216	CENTRAL BANK OF INDIA	7401	2	24/10/2024	DARBHANGA	SINGHWARA	BENIPUR	41	Y	N	N	N	Y	Y	N	6
217	CENTRAL BANK OF INDIA	7401	5	18/12/2024	DARBHANGA	TARDIH	TARDIH	23	Y	N	N	N	Y	Y	N	6
218	CENTRAL BANK OF INDIA	6301	6	10/12/2024	GOPALGANJ	THAWE	BARAULI	39	Y	N	N	N	Y	Y	N	6
219	CENTRAL BANK OF INDIA	6301	9	20/11/2024	GOPALGANJ	UCHKAGAON	THAWE	35	Y	N	N	N	Y	Y	N	6
220	CENTRAL BANK OF INDIA	7101	10	28/11/2024	KATIHAR	PRANPUR	ROSHNA	30	Y	N	N	N	Y	Y	N	6
221	CENTRAL BANK OF INDIA	7101	13	21/11/2024	KATIHAR	SAMELI	NARAYANPUR	29	Y	N	N	N	Y	Y	N	6
222	CENTRAL BANK OF INDIA	5401	14	21/11/2024	MADHUBANI	PANDAUL	SUKHET	31	Y	N	N	N	Y	Y	N	6
223	CENTRAL BANK OF INDIA	5401	16	28/11/2024	MADHUBANI	PHULPARAS	PANDAUL	45	Y	N	N	N	Y	Y	N	6
224	CENTRAL BANK OF INDIA	5401	17	12/12/2024	MADHUBANI	RAJNAGAR	MANGRAUNI	29	Y	N	N	N	Y	Y	N	6
225	CENTRAL BANK OF INDIA	6201	18	28/11/2024	MUZAFFARPUR	PAROO	KANTI	32	Y	N	N	N	Y	Y	N	6
226	CENTRAL BANK OF INDIA	6201	20	21/11/2024	MUZAFFARPUR	SAHEBGANJ	MURAU	28	Y	N	N	N	Y	Y	N	6
227	CENTRAL BANK OF INDIA	6201	21	29/11/2024	MUZAFFARPUR	SAKRA	BELA	30	Y	N	N	N	Y	Y	N	6
228	CENTRAL BANK OF INDIA	6201	22	24/10/2024	MUZAFFARPUR	SARAIYA	RAMPUR	25	Y	N	N	N	Y	Y	N	6
229	CENTRAL BANK OF INDIA	6401	23	21/10/2024	PASHCHIM CHAMPARAN	RAMNAGAR	BAGHA	26	Y	N	N	N	Y	Y	N	6
230	CENTRAL BANK OF INDIA	6401	24	24/10/2024	PASHCHIM CHAMPARAN	SIKTA	TADHWA	24	Y	N	N	N	Y	Y	N	6
231	CENTRAL BANK OF INDIA	6401	26	21/11/2024	PASHCHIM CHAMPARAN	THAKRAHAN	DHUMNAGAR	30	Y	N	N	N	Y	Y	N	6
232	CENTRAL BANK OF INDIA	5301	27	28/11/2024	PURBI CHAMPARAN	TETARIYA	MISHRAULIYA	21	Y	N	N	N	Y	Y	N	6
233	CENTRAL BANK OF INDIA	5301	39	12/12/2024	PURBI CHAMPARAN	TURKAULIA	PALANWA	25	Y	N	N	N	Y	Y	N	6
234	CENTRAL BANK OF INDIA	6601	40	24/10/2024	SARAN	SONEPUR	AMNOUR	30	Y	N	N	N	Y	Y	N	6
235	CENTRAL BANK OF INDIA	6601	44	29/11/2024	SARAN	TARAIYA	MASHRAKH	31	Y	N	N	N	Y	Y	N	6
236	CENTRAL BANK OF INDIA	5701	45	20/11/2024	SIWAN	SIWAN	BALLI	29	Y	N	N	N	Y	Y	N	6
237	CENTRAL BANK OF INDIA	5701	48	24/10/2024	SIWAN	ZIRADEJ	KHARSANGA	27	Y	N	N	N	Y	Y	N	6
238	CENTRAL BANK OF INDIA	8901	49	17/12/2024	VAISHALI	PATEPUR	BHAGWANPUR	29	Y	N	N	N	Y	Y	N	6
239	CENTRAL BANK OF INDIA	8901	51	18/12/2024	VAISHALI	RAGHOPUR	LALGANJ	35	Y	N	N	N	Y	Y	N	6
240	CENTRAL BANK OF INDIA	8901	52	20/12/2024	VAISHALI	RAJAPAKAR	MAHUA	40	Y	N	N	N	Y	Y	N	6
241	PUNJAB NATIONAL BANK	10901	1	06/10/2024	ARWAL	ARWAL	BARA	68	Y	N	N	N	N	N	N	1
242	PUNJAB NATIONAL BANK	10901	2	13/10/2024	ARWAL	KALER	BATH	59	N	N	N	N	N	N	N	1
243	PUNJAB NATIONAL BANK	10901	3	25/11/2024	ARWAL	KURTHA	LARI	52	N	N	N	N	N	N	N	1
244	PUNJAB NATIONAL BANK	5801	4	15/11/2024	AURANGABAD	DAUDNAGAR	BHAKHARUA	52	N	N	N	N	N	N	N	4
245	PUNJAB NATIONAL BANK	5801	5	21/11/2024	AURANGABAD	DEO	BALUGANJ BARANDI	49	N	N	N	N	N	N	N	4
246	PUNJAB NATIONAL BANK	5801	6	04/12/2024	AURANGABAD	HASPURA	SIHARI KHURD	63	Y	N	N	N	N	N	N	4
247	PUNJAB NATIONAL BANK	5801	7	12/12/2024	AURANGABAD	KUTUMBA	MUJAHIDA	59	Y	N	N	N	N	N	N	4
248	PUNJAB NATIONAL BANK	5801	8	19/12/2024	AURANGABAD	MADANPUR	BERI	68	N	N	N	N	N	N	N	1
249	PUNJAB NATIONAL BANK	5801	9	26/12/2024	AURANGABAD	NABINAGAR	CHANDAR GARH	48	N	N	N	N	N	N	N	1
250	PUNJAB NATIONAL BANK	5801	10	29/12/2024	AURANGABAD	OBRA	OBRA (CT)	55	N	N	N	N	N	N	N	1
251	PUNJAB NATIONAL BANK	5801	11	30/12/2024	AURANGABAD	RAFIGANJ	AMARPURA	65	N	N	N	N	N	N	N	4
252	PUNJAB NATIONAL BANK	5201	12	03/10/2024	BHOJPUR	AGIAON	RATNARH	45	N	N	N	N	N	N	N	4
253	PUNJAB NATIONAL BANK	5201	13	24/10/2024	BHOJPUR	BARHARA	SINHA	58	Y	N	N	N	N	N	N	4
254	PUNJAB NATIONAL BANK	5201	14	28/11/2024	BHOJPUR	GARHANI	DHAMANIAN	65	N	N	N	N	N	N	N	1
255	PUNJAB NATIONAL BANK	5201	15	15/12/2024	BHOJPUR	KOILWAR	BHOPATPUR	68	Y	N	N	N	N	N	N	4
256	PUNJAB NATIONAL BANK	5201	16	18/10/2024	BHOJPUR	SHAHPUR	KASAP	59	N	N	N	N	N	N	N	4
257	PUNJAB NATIONAL BANK	4501	17	19/11/2024	BUXAR	BUXAR	AHIRAULI	48	N	N	N	N	N	N	N	1
258	PUNJAB NATIONAL BANK	4501	18	24/11/2024	BUXAR	CHAUSA	CHAUSA	57	N	N	N	N	N	N	N	1
259	PUNJAB NATIONAL BANK	4501	19	15/12/2024	BUXAR	ITARHI	NARAYANPUR	68	N	N	N	N	N	N	N	4
260	PUNJAB NATIONAL BANK	4501	20	26/12/2024	BUXAR	NAWANAGAR	BELAHR	48	Y	N	N	N	N	N	N	4
261	PUNJAB NATIONAL BANK	4501	21	30/12/2024	BUXAR	RAJPUR	DHANSOI	52	N	N	N	N	N	N	N	4
262	PUNJAB NATIONAL BANK	4501	22	06/10/2024	BUXAR	SIMRI	MAJHWARI	56	N	N	N	N	N	N	N	4
263	PUNJAB NATIONAL BANK	7002	23	04/11/2024	GAYA	BARACHATTI	CHHOTKI CHANPI	61	N	N	N	N	N	N	N	3
264	PUNJAB NATIONAL BANK	7002	24	18/11/2024	GAYA	BELAGANJ	LACHHMIPUR	63	N	N	N	N	N	N	N	4
265	PUNJAB NATIONAL BANK	7002	25	08/12/2024	GAYA	FATEHPUR	NAUDHA	52	N	N	N	N	N	N	N	1
266	PUNJAB NATIONAL BANK	7002	26	30/12/2024	GAYA	IMAMGANJ	CHHAKAR BANDHA	59	Y	N	N	N	N	N	N	4
267	PUNJAB NATIONAL BANK	7002	27	10/10/2024	GAYA	KONCH	BISHUNATHPUR	67	N	N	N	N	N	N	N	4
268	PUNJAB NATIONAL BANK	7002	28	16/10/2024	GAYA	MANPUR	USRI	65	N	N	N	N	N	N	N	1
269	PUNJAB NATIONAL BANK	7002	29	21/10/2024	GAYA	MOHANPUR	RAMDASA	61	Y	N	N	N	N	N	N	4

270	PUNJAB NATIONAL BANK	7002	30	04/12/2024	GAYA	WAZIRGANJ	BICHA	48	Y	N	N	N	N	N	N	N	4
271	PUNJAB NATIONAL BANK	8102	31	12/12/2024	JEHANABAD	GHOSHI	SONWAN	52	N	N	N	N	N	N	N	N	4
272	PUNJAB NATIONAL BANK	8102	32	19/12/2024	JEHANABAD	HULASGANJ	TIRA	56	N	N	N	N	N	N	N	N	4
273	PUNJAB NATIONAL BANK	8102	33	29/12/2024	JEHANABAD	KAKO	BARA	52	N	N	N	N	N	N	N	N	4
274	PUNJAB NATIONAL BANK	8102	34	30/12/2024	JEHANABAD	MAKHDUMPUR	SAREN	49	N	N	N	N	N	N	N	N	4
275	PUNJAB NATIONAL BANK	8102	35	06/10/2024	JEHANABAD	MODANGANJ	DHOBRI	61	N	N	N	N	N	N	N	N	4
276	PUNJAB NATIONAL BANK	8102	36	13/10/2024	JEHANABAD	RATNI FARIDPUR	BAURI	68	N	N	N	N	N	N	N	N	1
277	PUNJAB NATIONAL BANK	3701	37	29/10/2024	KAIMUR (BHABUA)	BHABUA	MAHUWARI	59	N	N	N	N	N	N	N	N	4
278	PUNJAB NATIONAL BANK	3701	38	04/11/2024	KAIMUR (BHABUA)	BHAGWANPUR	KASER	68	Y	N	N	N	N	N	N	N	1
279	PUNJAB NATIONAL BANK	3701	39	17/11/2024	KAIMUR (BHABUA)	CHAINPUR	AWNKHARA	67	N	N	N	N	N	N	N	N	4
280	PUNJAB NATIONAL BANK	3701	40	25/11/2024	KAIMUR (BHABUA)	CHAND	PAURA	59	Y	N	N	N	N	N	N	N	1
281	PUNJAB NATIONAL BANK	3701	41	20/12/2024	KAIMUR (BHABUA)	MOHANIA	ANWARI (CT)	57	N	N	N	N	N	N	N	N	4
282	PUNJAB NATIONAL BANK	3701	42	15/10/2024	KAIMUR (BHABUA)	RAMGARH	PIPRA	65	N	N	N	N	N	N	N	N	1
283	PUNJAB NATIONAL BANK	3701	43	18/10/2024	KAIMUR (BHABUA)	RAMPUR	JALALPUR	68	N	N	N	N	N	N	N	N	4
284	PUNJAB NATIONAL BANK	7502	44	21/10/2024	LAKHISARAI	BARAHYA	SANGRAMPUR	59	N	N	N	N	N	N	N	N	1
285	PUNJAB NATIONAL BANK	7502	45	10/11/2024	LAKHISARAI	LAKHISARAI	BILAURI	56	N	N	N	N	N	N	N	N	1
286	PUNJAB NATIONAL BANK	7502	46	17/11/2024	LAKHISARAI	PIPARIYA	SADIPURA	62	Y	N	N	N	N	N	N	N	4
287	PUNJAB NATIONAL BANK	7502	47	29/11/2024	LAKHISARAI	RAMGARH CHOWK	MAHSAURA	52	N	N	N	N	N	N	N	N	1
288	PUNJAB NATIONAL BANK	7502	48	01/12/2024	LAKHISARAI	SURAJGARHA	GHUSET	49	N	N	N	N	N	N	N	N	4
289	PUNJAB NATIONAL BANK	5102	49	22/12/2024	NALANDA	BIHARSHARIF	NEPURA	59	N	N	N	N	N	N	N	N	4
290	PUNJAB NATIONAL BANK	5102	50	04/10/2024	NALANDA	CHANDI	CHANDI	67	N	N	N	N	N	N	N	N	4
291	PUNJAB NATIONAL BANK	5102	51	13/10/2024	NALANDA	EKANGARSARAI	KESHOPUR	57	Y	N	N	N	N	N	N	N	4
292	PUNJAB NATIONAL BANK	5102	52	20/10/2024	NALANDA	GIRIAK	PURAINI	51	N	N	N	N	N	N	N	N	3
293	PUNJAB NATIONAL BANK	5102	53	14/11/2024	NALANDA	HARNAUT	TELMAR	65	N	N	N	N	N	N	N	N	4
294	PUNJAB NATIONAL BANK	5102	54	10/11/2024	NALANDA	HILSA	CHIKSAURA	68	N	N	N	N	N	N	N	N	1
295	PUNJAB NATIONAL BANK	5102	55	17/11/2024	NALANDA	ISLAMPUR	ISLAMPUR	59	Y	N	N	N	N	N	N	N	1
296	PUNJAB NATIONAL BANK	5102	56	28/11/2024	NALANDA	KARAI PARSURAI	ASTHAWAN	48	N	N	N	N	N	N	N	N	1
297	PUNJAB NATIONAL BANK	5102	57	19/12/2024	NALANDA	NOORSARAI	JAGDISHPUR TIARI	61	N	N	N	N	N	N	N	N	4
298	PUNJAB NATIONAL BANK	5102	58	26/12/2024	NALANDA	PARBALPUR	PILICH	63	N	N	N	N	N	N	N	N	4
299	PUNJAB NATIONAL BANK	5102	59	03/10/2024	NALANDA	RAHUI	RAHUI	59	N	N	N	N	N	N	N	N	4
300	PUNJAB NATIONAL BANK	5102	60	13/10/2024	NALANDA	RAJGIR	CHHABILAPUR	68	N	N	N	N	N	N	N	N	4
301	PUNJAB NATIONAL BANK	5102	61	18/10/2024	NALANDA	SARMERA	BALLOPURPEAREPUR	67	N	N	N	N	N	N	N	N	4
302	PUNJAB NATIONAL BANK	5902	62	04/11/2024	NAWADA	AKBARPUR	BAREW	65	N	N	N	N	N	N	N	N	3
303	PUNJAB NATIONAL BANK	5902	63	10/11/2024	NAWADA	GOBINDPUR	SUGHARI	68	N	N	N	N	N	N	N	N	4
304	PUNJAB NATIONAL BANK	5902	64	15/12/2024	NAWADA	NARDIGANJ	WARISALIGANJ (NP)	56	N	N	N	N	N	N	N	N	1
305	PUNJAB NATIONAL BANK	5902	65	29/12/2024	NAWADA	NAWADA	ORAINA	52	N	N	N	N	N	N	N	N	4
306	PUNJAB NATIONAL BANK	5902	66	24/10/2024	NAWADA	SIRDALA	LAUN	67	N	N	N	N	N	N	N	N	3
307	PUNJAB NATIONAL BANK	5902	67	31/10/2024	NAWADA	WARISALIGANJ	HAJIPUR	49	N	N	N	N	N	N	N	N	4
308	PUNJAB NATIONAL BANK	6002	68	07/11/2024	PATNA	BAKHTIARPUR	RUPAS MAHAGI	63	N	N	N	N	N	N	N	N	4
309	PUNJAB NATIONAL BANK	6002	69	15/11/2024	PATNA	BARH	TALIBPUR	59	N	N	N	N	N	N	N	N	1
310	PUNJAB NATIONAL BANK	6002	70	28/11/2024	PATNA	BIHTA	PARKHOTIMPUR PAINATHI	67	N	N	N	N	N	N	N	N	1
311	PUNJAB NATIONAL BANK	6002	71	29/11/2024	PATNA	BIKRAM	BENI BIGHA	57	N	N	N	N	N	N	N	N	4
312	PUNJAB NATIONAL BANK	6002	72	08/12/2024	PATNA	DHANARUA	PABHERA	65	Y	N	N	N	N	N	N	N	4
313	PUNJAB NATIONAL BANK	6002	73	20/12/2024	PATNA	DULHIN BAZAR	SILHOURI	59	Y	N	N	N	N	N	N	N	4
314	PUNJAB NATIONAL BANK	6002	74	30/12/2024	PATNA	GHOSWARI	SAMAYA NO 5 (SAMAYA)	67	N	N	N	N	N	N	N	N	4
315	PUNJAB NATIONAL BANK	6002	75	04/10/2024	PATNA	KHUSRUPUR	BAIKATPUR	67	N	N	N	N	N	N	N	N	4
316	PUNJAB NATIONAL BANK	6002	76	15/10/2024	PATNA	MANER	MASOURHI (NAGAR PARISHAD)	49	N	N	N	N	N	N	N	N	4
317	PUNJAB NATIONAL BANK	6002	77	10/11/2024	PATNA	NAUBATPUR	CHAK CHICHAUL	59	N	N	N	N	N	N	N	N	3
318	PUNJAB NATIONAL BANK	6002	78	17/11/2024	PATNA	PALIGANJ	KALYANPUR	68	N	N	N	N	N	N	N	N	4
319	PUNJAB NATIONAL BANK	6002	79	19/12/2024	PATNA	PUNPUN	DUMRI	65	N	N	N	N	N	N	N	N	4
320	PUNJAB NATIONAL BANK	6702	80	21/10/2024	ROHTAS	BIKRAMGANJ	NONHAR	49	Y	N	N	N	N	N	N	N	1
321	PUNJAB NATIONAL BANK	6702	81	10/11/2024	ROHTAS	DAWATH	KOATH (NP)	63	N	N	N	N	N	N	N	N	1
322	PUNJAB NATIONAL BANK	6702	82	17/11/2024	ROHTAS	DEHRI	DARIHAT	59	N	N	N	N	N	N	N	N	4
323	PUNJAB NATIONAL BANK	6702	83	29/11/2024	ROHTAS	KARAKAT	KUSI	67	N	N	N	N	N	N	N	N	4
324	PUNJAB NATIONAL BANK	6702	84	01/12/2024	ROHTAS	KARGAHR	USANA	56	N	N	N	N	N	N	N	N	4
325	PUNJAB NATIONAL BANK	6702	85	22/12/2024	ROHTAS	KOCHAS	KUCHHILA	62	Y	N	N	N	N	N	N	N	4

326	PUNJAB NATIONAL BANK	6702	86	04/10/2024	ROHTAS	NASRIGANJ	DEHRI	52	N	N	N	N	N	N	N	N	4
327	PUNJAB NATIONAL BANK	6702	87	13/10/2024	ROHTAS	RAJPUR	BHARKHARA	48	N	N	N	N	N	N	N	N	4
328	PUNJAB NATIONAL BANK	6702	88	20/10/2024	ROHTAS	ROHTAS	KUSDIHRA	67	N	N	N	N	N	N	N	N	3
329	PUNJAB NATIONAL BANK	6702	89	12/11/2024	ROHTAS	SASARAM	UCHITPUR	61	N	N	N	N	N	N	N	N	4
330	PUNJAB NATIONAL BANK	6702	90	11/12/2024	ROHTAS	SHEOSAGAR	KONAR	63	Y	N	N	N	N	N	N	N	4
331	PUNJAB NATIONAL BANK	6702	91	24/12/2024	ROHTAS	TILOUTHU	SARAYA (CT)	68	N	N	N	N	N	N	N	N	4
332	UNION BANK OF INDIA	8501	1	15/10/2024	ARARIA	ARARIA	IMLI	26	Y	N	N	Y	Y	Y	Y	Y	1
333	UNION BANK OF INDIA	8501	2	16/10/2024	ARARIA	BHARGAMA	IMLI	28	Y	N	N	Y	Y	Y	Y	Y	1
334	UNION BANK OF INDIA	8501	3	24/10/2025	ARARIA	FORBESGANJ	MAHINATHNAGAR	24	Y	N	N	Y	Y	Y	Y	Y	2
335	UNION BANK OF INDIA	8501	4	25/10/2024	ARARIA	JOKIHAT	MALI	26	Y	N	N	Y	Y	Y	Y	Y	2
336	UNION BANK OF INDIA	8501	5	29/10/2024	ARARIA	KURSAKANTA	CHOUTHAM	29	Y	N	N	Y	Y	Y	Y	Y	4
337	UNION BANK OF INDIA	8501	6	18/11/2024	ARARIA	NARPATGANJ	CHOUTHAM	27	Y	N	N	Y	Y	Y	Y	Y	5
338	UNION BANK OF INDIA	8501	7	18/11/2024	ARARIA	PALASI	CHOUTHAM	28	Y	N	N	Y	Y	Y	Y	Y	2
339	UNION BANK OF INDIA	8501	8	18/11/2024	ARARIA	RANIGANJ	LALPUR	29	Y	N	N	Y	Y	Y	Y	Y	2
340	UNION BANK OF INDIA	8501	9	11/12/2024	ARARIA	SIKTY	DHANCHAR BUCHCHA	28	Y	N	N	Y	Y	Y	Y	Y	3
341	UNION BANK OF INDIA	8501	10	21/12/2024	ARWAL	ARWAL	THUTTI-MOHANPUR	27	Y	N	N	Y	Y	Y	Y	Y	3
342	UNION BANK OF INDIA	8501	11	14/10/2025	ARWAL	KALER	THUTTI-MOHANPUR	24	Y	N	N	Y	Y	Y	Y	Y	3
343	UNION BANK OF INDIA	8501	12	19/10/2024	ARWAL	KAPRI	BUCHCHA	23	Y	N	N	Y	Y	Y	Y	Y	3
344	UNION BANK OF INDIA	8501	13	21/10/2024	ARWAL	SONBHADRA-BANSI-SURAJPUR	BARAI	27	Y	N	N	Y	Y	Y	Y	Y	3
345	UNION BANK OF INDIA	8501	14	22/10/2024	ARWAL	KURTHA	BACHOUTA	24	Y	N	N	Y	Y	Y	Y	Y	1
346	UNION BANK OF INDIA	8501	15	28/10/2024	AURANGABAD	AURANGABAD	KHATAHA	29	N	N	N	Y	Y	Y	Y	Y	1
347	UNION BANK OF INDIA	8501	16	06/11/2024	AURANGABAD	BARUN	GADH-MOHANI	26	Y	N	N	Y	Y	Y	Y	Y	2
348	UNION BANK OF INDIA	8501	17	06/11/2024	AURANGABAD	DAUDNAGAR	M.G. ROAD	22	Y	N	N	Y	Y	Y	Y	Y	2
349	UNION BANK OF INDIA	8501	18	06/11/2024	AURANGABAD	DEO	DEVTHA	26	Y	N	N	Y	Y	Y	Y	Y	4
350	UNION BANK OF INDIA	8501	19	14/11/2024	AURANGABAD	GOH	NAVTOLIYA	28	Y	N	N	Y	Y	Y	Y	Y	5
351	UNION BANK OF INDIA	8501	20	18/11/2024	AURANGABAD	HASPURA	PAIKANT	24	Y	N	N	Y	Y	Y	Y	Y	2
352	UNION BANK OF INDIA	8501	21	18/11/2024	AURANGABAD	KUTUMBA	M.G.ROAD	23	Y	N	N	Y	Y	Y	Y	Y	2
353	UNION BANK OF INDIA	8501	22	18/11/2024	AURANGABAD	MADANPUR	LALPUR	24	Y	N	N	Y	Y	Y	Y	Y	3
354	UNION BANK OF INDIA	8501	23	20/11/2024	AURANGABAD	NABINAGAR	DHANCHAR BUCHCHA	26	N	N	N	Y	Y	Y	Y	Y	3
355	UNION BANK OF INDIA	8501	24	20/11/2024	AURANGABAD	OBRA	THUTTI-MOHANPUR	28	Y	N	N	Y	Y	Y	Y	Y	3
356	UNION BANK OF INDIA	8501	25	22/11/2024	AURANGABAD	RAFIGANJ	NIRPUR	26	Y	N	N	Y	Y	Y	Y	Y	4
357	UNION BANK OF INDIA	8501	26	22/11/2024	BANKA	AMARPUR	BORNE	24	Y	N	N	Y	Y	Y	Y	Y	4
358	UNION BANK OF INDIA	8501	27	25/11/2024	BANKA	BANKA	LABHGAUN	23	Y	N	N	Y	Y	Y	Y	Y	4
359	UNION BANK OF INDIA	8501	28	30/11/2024	BANKA	BARAHAT	TELAUNCH	21	Y	N	N	Y	Y	Y	Y	Y	4
360	UNION BANK OF INDIA	8501	29	06/12/2024	BANKA	BAUSI	R-SETI KHAGARIA	30	Y	N	N	Y	Y	Y	Y	Y	4
361	UNION BANK OF INDIA	8501	30	07/12/2024	BANKA	BELHAR	MAIRA	23	N	N	N	Y	Y	Y	Y	Y	3
362	UNION BANK OF INDIA	8501	31	09/12/2024	BANKA	CHANDAN	KHAGARIA	22	Y	N	N	Y	Y	Y	Y	Y	2
363	UNION BANK OF INDIA	8501	32	17/12/2024	BANKA	DHURAIYA	PAKRAIL	26	Y	N	N	Y	Y	Y	Y	Y	2
364	UNION BANK OF INDIA	8501	33	18/12/2024	BANKA	FULLIDUMAR	BANNI	28	Y	N	N	Y	Y	Y	Y	Y	2
365	UNION BANK OF INDIA	8501	34	19/12/2024	BANKA	KATORIA	RANKO	21	Y	N	N	Y	Y	Y	Y	Y	1
366	UNION BANK OF INDIA	8501	35	20/12/2024	BANKA	RAJAUN	BACHOUTA	23	Y	N	N	Y	Y	Y	Y	Y	2
367	UNION BANK OF INDIA	8501	36	26/12/2024	BANKA	SHAMBHUGANJ	M.G.ROAF KHAGARIA	22	Y	N	N	Y	Y	Y	Y	Y	2
368	UNION BANK OF INDIA	8501	37	27/12/2024	BEGUSARAI	BEGUSARAI	JNKT KHAGARIA	80	Y	N	N	Y	Y	Y	Y	Y	3
369	UNION BANK OF INDIA	8501	38	30/12/2024	BEGUSARAI	BAKHRI	KHAGARIA	23	Y	N	N	Y	Y	Y	Y	Y	3
370	UNION BANK OF INDIA	8501	39	19/11/2024	BEGUSARAI	BALLIA	SHAMSUDDINNAGAR	23	Y	N	N	Y	Y	Y	Y	Y	3
371	UNION BANK OF INDIA	8501	40	19/11/2024	BEGUSARAI	BARAUNI	RANKO	21	Y	N	N	Y	Y	Y	Y	Y	4
372	UNION BANK OF INDIA	8501	41	19/11/2024	BEGUSARAI	BEGUSARAI	RAHIMPUR	23	Y	N	N	Y	Y	Y	Y	Y	4
373	UNION BANK OF INDIA	5501	42	06/10/2024	BEGUSARAI	BHAGWANPUR	MADUDABAD	42	Y	N	N	Y	Y	Y	Y	Y	4
374	UNION BANK OF INDIA	5501	43	16/10/2024	BEGUSARAI	BIRPUR	SIROPATTI	44	Y	N	N	Y	Y	Y	Y	Y	4
375	UNION BANK OF INDIA	5501	44	16/10/2024	BEGUSARAI	CHERIA BARIARPUR	SIROPATTI	43	Y	N	N	Y	Y	Y	Y	Y	4
376	UNION BANK OF INDIA	5501	45	16/10/2024	BEGUSARAI	CHHAURAH	SIROPATTI	51	Y	N	N	Y	Y	Y	Y	Y	3
377	UNION BANK OF INDIA	5501	46	16/10/2024	BEGUSARAI	DANDARI	SIROPATTI	48	Y	N	N	Y	Y	Y	Y	Y	2
378	UNION BANK OF INDIA	5501	47	17/10/2024	BEGUSARAI	GADHPURA	BHAGWATPUR	68	N	N	N	Y	Y	Y	Y	Y	2
379	UNION BANK OF INDIA	5501	48	17/10/2024	BEGUSARAI	KHODAWANDPUR	BHAGWATPUR	46	Y	N	N	Y	Y	Y	Y	Y	3
380	UNION BANK OF INDIA	5501	49	17/10/2024	BEGUSARAI	MANSURCHAK	BHAGWATPUR	52	Y	N	N	Y	Y	Y	Y	Y	3
381	UNION BANK OF INDIA	5501	50	17/10/2024	BEGUSARAI	MATIHANI	BHAGWATPUR	38	Y	N	N	Y	Y	Y	Y	Y	3

382	UNION BANK OF INDIA	5501	51	19/10/2024	BEGUSARAI	NAWKOTHI	SAMASTIPUR	28	Y	N	N	Y	Y	Y	Y	4
383	UNION BANK OF INDIA	5501	52	16/11/2024	BEGUSARAI	SAHEBPUR KAMAL	RSETI	15	Y	N	N	Y	Y	Y	Y	4
384	UNION BANK OF INDIA	5501	53	23/11/2024	BEGUSARAI	SAMHO AKHA KURHA	HIGH SCHOL REWRA	24	Y	N	N	Y	Y	Y	Y	4
385	UNION BANK OF INDIA	5501	54	23/11/2024	BEGUSARAI	TEGHRA	HIGH SCHOL REWRA	25	Y	N	N	Y	Y	Y	Y	4
386	UNION BANK OF INDIA	5501	55	23/11/2024	BHAGALPUR	BIHPUR	HIGH SCHOL REWRA	22	Y	N	N	Y	Y	Y	Y	4
387	UNION BANK OF INDIA	5501	56	06/12/2024	BHAGALPUR	KAHALGAON	RSETI	33	N	N	N	Y	Y	Y	Y	3
388	UNION BANK OF INDIA	5501	57	09/12/2024	BHAGALPUR	GOPALPUR	RSETI	23	Y	N	N	Y	Y	Y	Y	2
389	UNION BANK OF INDIA	5501	58	12/12/2024	BHAGALPUR	GOPALPUR	PUNAS	15	Y	N	N	Y	Y	Y	Y	2
390	UNION BANK OF INDIA	5501	59	14/12/2024	BHAGALPUR	ISMAILPUR	RAHAMATPUR	11	Y	N	N	Y	Y	Y	Y	3
391	UNION BANK OF INDIA	5501	60	15/12/2024	BHAGALPUR	JAGDISHPUR	KARIHARA	29	Y	N	N	Y	Y	Y	Y	3
392	UNION BANK OF INDIA	5501	61	17/12/2024	BHAGALPUR	KHARIK	RSETI	11	Y	N	N	Y	Y	Y	Y	3
393	UNION BANK OF INDIA	5501	62	18/12/2024	BHAGALPUR	NARAYANPUR	BHAGWANPUR DESUA	34	N	N	N	Y	Y	Y	Y	4
394	UNION BANK OF INDIA	5501	63	23/12/2024	BHAGALPUR	NATHNAGAR	SIRSI	35	Y	N	N	Y	Y	Y	Y	4
395	UNION BANK OF INDIA	5501	64	30/12/2024	BHAGALPUR	NAUGACHHIA	RSETI	35	Y	N	N	Y	Y	Y	Y	4
396	UNION BANK OF INDIA	5501	65	31/12/2024	BHAGALPUR	PIRPAINTI	RSETI	33	Y	N	N	Y	Y	Y	Y	4
397	UCO BANK	8001	1	02/12/2024	BHAGALPUR	BIHPUR	JHANDAPUR	28	Y	N	N	Y	N	Y	N	1,4,5
398	UCO BANK	8001	2	03/12/2024	BHAGALPUR	KAHALGAON	EKCHARI	33	Y	Y	N	N	N	Y	N	1,4,5
399	UCO BANK	8001	3	03/12/2024	BHAGALPUR	GOPALPUR	GOPALPUR	37	Y	Y	N	Y	N	Y	N	1,4,5
400	UCO BANK	8001	4	04/12/2024	BHAGALPUR	GORADIH	LODIPUR	36	Y	N	N	Y	N	Y	N	1,4,5
401	UCO BANK	8001	5	05/12/2024	BHAGALPUR	ISMAILPUR	ISMAILPUR	35	Y	N	N	Y	N	Y	N	1,4,5
402	UCO BANK	8001	6	06/12/2024	BHAGALPUR	JAGDISHPUR	JAGDISHPUR	32	Y	N	N	Y	N	Y	N	1,4,5
403	UCO BANK	8001	7	07/12/2024	BHAGALPUR	KHARIK	KHARIK	37	Y	N	N	Y	N	Y	N	1,4,5
404	UCO BANK	8001	8	09/12/2024	BHAGALPUR	NARAYANPUR	NARAYANPUR	35	Y	N	N	Y	N	Y	N	1,4,5
405	UCO BANK	8001	9	10/12/2024	BHAGALPUR	NATHNAGAR	NATHNAGAR	33	Y	N	N	N	N	Y	N	1,4,5
406	UCO BANK	8001	10	11/12/2024	BHAGALPUR	NAUGACHHIA	NAUGACHHIA	33	Y	Y	N	N	N	Y	N	1,4,5
407	UCO BANK	8001	11	13/12/2024	BHAGALPUR	PIRPAINTI	PIRPAINTI	28	Y	N	N	N	N	Y	N	1,4,5
408	UCO BANK	8001	12	16/12/2024	BHAGALPUR	RANGRACHOWK	RANGRACHOWK	33	Y	Y	N	N	N	Y	N	1,4,5
409	UCO BANK	8001	13	17/12/2024	BHAGALPUR	SABOUR	SABOUR	50	Y	N	N	Y	Y	Y	N	1,4,5
410	UCO BANK	8001	14	19/12/2024	BHAGALPUR	SHAHKUND	SHAHKUND	31	Y	N	N	N	N	Y	N	1,4,5
411	UCO BANK	8001	15	20/12/2024	BHAGALPUR	SONHAULA	SONHAULA	20	Y	N	N	N	N	Y	N	1,4,5
412	UCO BANK	8001	16	21/12/2024	BHAGALPUR	SULTANGANJ	SULTANGANJ	30	Y	N	N	N	N	Y	N	1,4,5
413	DAKSHIN BIHAR GRAMIN BANK	7001	1	07/10/2024	GAYA	DOBHI	AMARUTH	53	N	N	N	N	Y	Y	Y	1
414	DAKSHIN BIHAR GRAMIN BANK	8101	1	04/10/2024	JEHANABAD	JEHANABAD	SALEMPUR	45	N	N	N	N	N	Y	Y	3
415	DAKSHIN BIHAR GRAMIN BANK	4701	1	11/10/2024	JAMUI	JAMUI	JAMUI	50	N	N	N	N	N	Y	Y	3
416	DAKSHIN BIHAR GRAMIN BANK	4701	1	04/10/2024	BHAGALPUR	GOPALPUR	PRATAPNAGAR	46	N	N	N	Y	N	Y	Y	1
417	DAKSHIN BIHAR GRAMIN BANK	7701	1	07/10/2024	BEGUSARAI	BIRPUR	NAULA	34	N	N	N	N	N	Y	Y	3
418	DAKSHIN BIHAR GRAMIN BANK	3701	1	21/11/2024	KAIMUR (BHABUA)	BHAGWANPUR	JAIPUR KALA	35	N	N	N	N	N	Y	Y	2
419	DAKSHIN BIHAR GRAMIN BANK	4601	1	07/10/2024	BANKA	BARAHAT	NARAYANPUR	37	N	N	N	N	N	Y	Y	4
420	DAKSHIN BIHAR GRAMIN BANK	5801	1	03/10/2024	AURANGABAD	DAUDNAGAR	MAKHRA	29	N	N	N	Y	N	Y	Y	4
421	DAKSHIN BIHAR GRAMIN BANK	6001	1	14/10/2024	PATNA	PHULWARI	BIGHRAPUR	45	N	N	N	N	N	Y	Y	6
422	DAKSHIN BIHAR GRAMIN BANK	5901	1	22/10/2024	NAWADA	AKBARPUR	FATEHPUR MORE	43	N	N	N	Y	N	Y	Y	6
423	DAKSHIN BIHAR GRAMIN BANK	5101	1	01/10/2024	NALANDA	BIHARSHARIF	NAGAR NIGAM BIHARSHARIF	101	Y	Y	N	N	N	Y	Y	6
424	DAKSHIN BIHAR GRAMIN BANK	4601	1	18/10/2024	MUNGER	MUNGER SADAR	MUNGER	134	N	N	Y	N	Y	Y	Y	3
425	DAKSHIN BIHAR GRAMIN BANK	7501	1	09/10/2024	LAKHISARAI	HALSI	GHOHSA	50	N	N	N	N	N	Y	Y	3
426	DAKSHIN BIHAR GRAMIN BANK	8501	1	03/10/2024	KHAGARIA	KHAGARIA	SEKHPURA	41	N	N	N	N	N	Y	Y	1
427	DAKSHIN BIHAR GRAMIN BANK	10901	1	03/10/2024	ARWAL	ARWAL	GADOPUR	34	N	N	N	Y	N	Y	N	1
428	DAKSHIN BIHAR GRAMIN BANK	6701	1	18/11/2024	ROHTAS	CHENARI	TELARI	62	N	N	N	Y	N	N	Y	11
429	DAKSHIN BIHAR GRAMIN BANK	3005	1	04/10/2024	SAMASTIPUR	BIBHUTPUR	SONWARCHAK	30	N	N	N	N	N	N	Y	1
430	DAKSHIN BIHAR GRAMIN BANK	3005	2	09/10/2024	SAMASTIPUR	BIBHUTPUR	NARHAN	35	N	N	N	N	N	N	Y	4
431	DAKSHIN BIHAR GRAMIN BANK	6701	2	19/11/2024	ROHTAS	SASARAM	KARUP	31	N	N	N	N	N	Y	Y	13
432	DAKSHIN BIHAR GRAMIN BANK	10901	2	04/10/2024	ARWAL	ARWAL	PIRPA BANGLA	28	N	N	N	N	N	Y	Y	1
433	DAKSHIN BIHAR GRAMIN BANK	8501	2	16/10/2024	KHAGARIA	KHAGARIA	BARI KOTHIA	185	Y	Y	N	Y	N	Y	Y	3
434	DAKSHIN BIHAR GRAMIN BANK	3701	2	22/11/2024	KAIMUR (BHABUA)	CHAND	SHIV RAMPUR	36	N	N	N	N	N	Y	Y	3
435	DAKSHIN BIHAR GRAMIN BANK	7501	2	14/10/2024	LAKHISARAI	HALSI	KAINI	60	N	N	N	N	N	Y	Y	3
436	DAKSHIN BIHAR GRAMIN BANK	4601	2	18/10/2024	MUNGER	MUNGER SADAR	MADHOPUR	123	N	N	Y	N	Y	Y	Y	3
437	DAKSHIN BIHAR GRAMIN BANK	5101	2	01/10/2024	NALANDA	BIHARSHARIF	KAGJI MOHALLA	67	N	N	N	N	N	Y	Y	3

494	DAKSHIN BIHAR GRAMIN BANK	3005	6	14/11/2024	SAMASTIPUR	DALSINGHSARAI	GHATAHO	45	N	N	N	N	N	Y	Y	4
495	DAKSHIN BIHAR GRAMIN BANK	6701	6	25/11/2024	ROHTAS	AKHORIGOLA	TETRADH	38	N	N	N	Y	N	Y	Y	9
496	DAKSHIN BIHAR GRAMIN BANK	10901	6	11/11/2024	ARWAL	ARWAL	ASLANPUR	33	N	N	N	Y	N	Y	Y	1
497	DAKSHIN BIHAR GRAMIN BANK	3701	6	26/11/2024	KAIMUR (BHABUA)	KUDRA	GHATAO	75	N	N	N	N	N	Y	Y	2
498	DAKSHIN BIHAR GRAMIN BANK	8501	6	25/10/2024	KHAGARIA	ALAUJI	CHATAR	42	N	N	N	N	Y	Y	Y	4
499	DAKSHIN BIHAR GRAMIN BANK	7501	6	25/11/2024	LAKHISARAI	SURAJGARHA	DHANARI	70	N	N	N	N	N	Y	Y	4
500	DAKSHIN BIHAR GRAMIN BANK	5101	6	17/10/2024	NALANDA	RAHUI	UTTARNAWAM	91	Y	Y	N	N	N	Y	Y	3
501	DAKSHIN BIHAR GRAMIN BANK	4601	6	05/11/2014	MUNGER	MUNGER SADAR	HERU DIYARA	47	N	N	N	N	N	Y	Y	1
502	DAKSHIN BIHAR GRAMIN BANK	5901	6	20/11/2024	NAWADA	GOBINDPUR	BAKSAUTI	145	Y	N	N	Y	N	Y	Y	6
503	DAKSHIN BIHAR GRAMIN BANK	6001	6	22/10/2024	PATNA	DANIYAWAN	SHAJAHANPUR	52	N	N	N	N	N	Y	Y	4
504	DAKSHIN BIHAR GRAMIN BANK	5801	6	12/11/2024	AURANGABAD	RAFAGANJ	PAUTHU	35	N	N	N	N	Y	N	Y	4
505	DAKSHIN BIHAR GRAMIN BANK	4701	6	09/10/2024	BHAGALPUR	GORADIIH	GORADIIH	44	N	N	N	N	N	Y	Y	6
506	DAKSHIN BIHAR GRAMIN BANK	4601	6	21/10/2024	BANKA	BAUSI	ASNAHA	34	N	N	N	N	N	Y	Y	1
507	DAKSHIN BIHAR GRAMIN BANK	7701	6	29/10/2024	BEGUSARAI	CHHAURAH	SAHURI	39	N	N	N	N	N	Y	Y	5
508	DAKSHIN BIHAR GRAMIN BANK	4701	6	18/11/2024	JAMUI	SIKANDRA	MAHADEV SIMARIA	45	N	N	N	N	N	Y	Y	4
509	DAKSHIN BIHAR GRAMIN BANK	8101	6	10/10/2024	JEHANABAD	JEHANABAD	SAKURABAD	52	N	N	N	N	N	Y	Y	2
510	DAKSHIN BIHAR GRAMIN BANK	8101	7	15/10/2024	JEHANABAD	JEHANABAD	HULASGANJ	50	N	N	N	N	Y	N	Y	2
511	DAKSHIN BIHAR GRAMIN BANK	4701	7	19/11/2024	JAMUI	BARHAT	MATALBA	70	N	N	N	N	N	Y	Y	2
512	DAKSHIN BIHAR GRAMIN BANK	4701	7	10/10/2024	BHAGALPUR	NATHNAGAR	BAHADURPUR	84	N	N	N	Y	N	Y	Y	3
513	DAKSHIN BIHAR GRAMIN BANK	6701	7	26/11/2024	ROHTAS	RAJUPUR	PARARIYA	31	N	N	N	N	N	Y	Y	16
514	DAKSHIN BIHAR GRAMIN BANK	7001	7	02/11/2024	GAYA	TANKUPPA	KOKHTA	40	N	N	N	N	Y	Y	Y	4
515	DAKSHIN BIHAR GRAMIN BANK	4601	7	23/10/2024	BANKA	BAUSI	KAIRI	38	N	N	N	N	N	Y	Y	4
516	DAKSHIN BIHAR GRAMIN BANK	7701	7	14/11/2024	BEGUSARAI	MANSURCHAK	SAMSA	35	N	N	N	N	N	Y	Y	3
517	DAKSHIN BIHAR GRAMIN BANK	5801	7	22/11/2024	AURANGABAD	OBRA	NAWNER	33	N	N	N	Y	N	Y	Y	6
518	DAKSHIN BIHAR GRAMIN BANK	6001	7	23/10/2024	PATNA	BIHTA	KANHAULI	50	N	N	N	Y	N	Y	Y	6
519	DAKSHIN BIHAR GRAMIN BANK	5901	7	21/11/2024	NAWADA	GOBINDPUR	BISHUNPUR	163	Y	N	N	Y	N	Y	Y	1
520	DAKSHIN BIHAR GRAMIN BANK	5101	7	23/10/2024	NALANDA	BIHARSHARIF	TOWN HALL BIHARSHARIF	113	Y	Y	Y	Y	Y	Y	Y	4
521	DAKSHIN BIHAR GRAMIN BANK	4601	7	12/11/2024	MUNGER	MUNGER SADAR	HASANPUR	59	N	N	N	N	Y	Y	Y	1
522	DAKSHIN BIHAR GRAMIN BANK	7501	7	26/11/2024	LAKHISARAI	CHANNAN	MANANPUR	80	N	N	N	N	N	Y	Y	2
523	DAKSHIN BIHAR GRAMIN BANK	3701	7	26/11/2024	KAIMUR (BHABUA)	MOHANIA	BAGHINI	55	N	N	N	N	N	Y	Y	1
524	DAKSHIN BIHAR GRAMIN BANK	8501	7	25/10/2024	KHAGARIA	KHAGARIA	BHAGWANCHAK	36	N	N	N	N	N	Y	Y	4
525	DAKSHIN BIHAR GRAMIN BANK	10901	7	15/11/2024	ARWAL	KALER	TERI	38	N	N	N	Y	N	Y	N	6
526	DAKSHIN BIHAR GRAMIN BANK	3005	7	15/11/2024	SAMASTIPUR	VIDYAPATI NAGAR	MANIYARPUR	35	N	N	N	Y	N	N	Y	4
527	DAKSHIN BIHAR GRAMIN BANK	3005	8	15/11/2024	SAMASTIPUR	WARISNAGAR	SARI	25	N	N	N	N	N	N	Y	5
528	DAKSHIN BIHAR GRAMIN BANK	6701	8	27/11/2024	ROHTAS	BIKRAMGANJ	DURGADIH,	77	N	N	N	Y	N	Y	Y	11
529	DAKSHIN BIHAR GRAMIN BANK	10901	8	21/11/2024	ARWAL	KALER	PARASRAMPUR	32	N	N	N	N	N	Y	N	1
530	DAKSHIN BIHAR GRAMIN BANK	8501	8	30/10/2024	KHAGARIA	KHAGARIA	GANGIYA	52	Y	Y	N	Y	N	Y	Y	4
531	DAKSHIN BIHAR GRAMIN BANK	3701	8	19/12/2024	KAIMUR (BHABUA)	KUDRA	PUSAULI	29	N	N	N	N	N	Y	Y	3
532	DAKSHIN BIHAR GRAMIN BANK	7501	8	26/11/2024	LAKHISARAI	LAKHISARAI	TETARHAT	95	N	N	N	N	N	Y	Y	1
533	DAKSHIN BIHAR GRAMIN BANK	4601	8	15/11/2024	MUNGER	DHARHARA	DASHRATHPUR	82	N	N	N	N	Y	Y	Y	4
534	DAKSHIN BIHAR GRAMIN BANK	5101	8	28/10/2024	NALANDA	BIHARSHARIF	BIHARSHARIF	49	Y	Y	N	N	N	Y	Y	2
535	DAKSHIN BIHAR GRAMIN BANK	5901	8	22/11/2024	NAWADA	NARDIGANJ	CHORMA	150	N	N	N	Y	N	Y	Y	2
536	DAKSHIN BIHAR GRAMIN BANK	6001	8	24/10/2024	PATNA	DINAPUR	NASRIGANJ	55	N	N	N	N	N	Y	Y	4
537	DAKSHIN BIHAR GRAMIN BANK	5801	8	28/11/2024	AURANGABAD	OBRA	BADPICHAI	32	N	N	N	Y	N	Y	Y	1
538	DAKSHIN BIHAR GRAMIN BANK	4601	8	23/10/2024	BANKA	BARAHAT	CHODHRYDIH	42	N	N	N	N	N	Y	Y	2
539	DAKSHIN BIHAR GRAMIN BANK	7701	8	15/11/2024	BEGUSARAI	MANSURCHAK	AGAPUR	34	N	N	N	N	N	Y	Y	1
540	DAKSHIN BIHAR GRAMIN BANK	7001	8	02/11/2024	GAYA	TANKUPPA	AAROPUR	60	N	N	N	N	N	Y	Y	1
541	DAKSHIN BIHAR GRAMIN BANK	4701	8	10/10/2024	BHAGALPUR	NATHNAGAR	GOURACHOWKI	39	N	N	N	Y	N	Y	Y	4
542	DAKSHIN BIHAR GRAMIN BANK	4701	8	19/11/2024	JAMUI	BARHAT	HILSA	40	N	N	N	N	N	Y	Y	1
543	DAKSHIN BIHAR GRAMIN BANK	8101	8	16/10/2024	JEHANABAD	JEHANABAD	RAZA BAZAR	55	N	N	N	N	N	Y	Y	2
544	DAKSHIN BIHAR GRAMIN BANK	8101	9	17/10/2024	JEHANABAD	RATNI FARIDPUR	BANDHUGANJ	75	N	N	N	N	N	Y	Y	3
545	DAKSHIN BIHAR GRAMIN BANK	4701	9	19/11/2024	JAMUI	BARHAT	MIRJAGANJ	35	N	N	N	N	N	Y	Y	4
546	DAKSHIN BIHAR GRAMIN BANK	4701	9	13/11/2024	BHAGALPUR	SONHAULA	POTHIA	29	N	N	N	Y	N	Y	Y	5
547	DAKSHIN BIHAR GRAMIN BANK	7701	9	18/11/2024	BEGUSARAI	MANSURCHAK	MILKI	33	N	N	N	N	N	Y	Y	3
548	DAKSHIN BIHAR GRAMIN BANK	4601	9	26/11/2024	BANKA	RAJOUN	KATIYA	26	N	N	N	N	N	Y	Y	1
549	DAKSHIN BIHAR GRAMIN BANK	5801	9	02/12/2024	AURANGABAD	BARUN	SHIVNATHPUR	30	N	N	N	N	N	Y	Y	4

550	DAKSHIN BIHAR GRAMIN BANK	6001	9	28/10/2024	PATNA	FATUHA	PUNADIH	75	N	N	N	N	N	N	Y	Y	6
551	DAKSHIN BIHAR GRAMIN BANK	5901	9	17/12/2024	NAWADA	PAKRI BARAWAN	BUDHAULI	45	N	N	N	Y	N	Y	Y	1	
552	DAKSHIN BIHAR GRAMIN BANK	5101	9	28/10/2024	NALANDA	BIHARSHARIF	RAMCHANDARPUR	51	Y	Y	N	N	N	Y	Y	4	
553	DAKSHIN BIHAR GRAMIN BANK	4601	9	25/11/2024	MUNGER	DHARHARA	PARHAM	129	N	N	Y	N	Y	Y	Y	4	
554	DAKSHIN BIHAR GRAMIN BANK	7501	9	26/11/2024	LAKHISARAI	LAKHISARAI	HASANPUR	65	N	N	N	N	N	Y	Y	3	
555	DAKSHIN BIHAR GRAMIN BANK	3701	9	20/12/2024	KAIMUR (BHABUA)	NUAON	NUWAON	35	N	N	N	N	N	Y	Y	2	
556	DAKSHIN BIHAR GRAMIN BANK	8501	9	13/11/2024	KHAGARIA	MANSI	AMNI	95	N	N	N	N	N	Y	Y	2	
557	DAKSHIN BIHAR GRAMIN BANK	10901	9	18/12/2024	ARWAL	ARWAL	BANIA BIGHA	24	N	N	N	N	N	Y	N	6	
558	DAKSHIN BIHAR GRAMIN BANK	6701	9	28/11/2024	ROHTAS	DINARA	CHITAW	74	Y	N	N	N	N	Y	Y	18	
559	DAKSHIN BIHAR GRAMIN BANK	3005	9	16/11/2024	SAMASTIPUR	WARISNAGAR	HANSA	50	N	N	N	N	N	Y	Y	5	
560	DAKSHIN BIHAR GRAMIN BANK	3005	10	16/11/2024	SAMASTIPUR	PUSA	MALINAGAR	34	N	N	N	N	N	Y	Y	6	
561	DAKSHIN BIHAR GRAMIN BANK	6701	10	29/11/2024	ROHTAS	CHENARI	BANAULI	21	Y	N	N	N	N	Y	Y	5	
562	DAKSHIN BIHAR GRAMIN BANK	10901	10	19/12/2024	ARWAL	ARWAL	RASIDPUR	36	N	N	N	Y	N	Y	Y	1	
563	DAKSHIN BIHAR GRAMIN BANK	8501	10	14/11/2024	KHAGARIA	KHAGARIA	MEHSOUDHI	65	N	N	N	N	N	Y	Y	1	
564	DAKSHIN BIHAR GRAMIN BANK	3701	10	20/12/2024	KAIMUR (BHABUA)	NUAON	CHANDESH	32	N	N	N	N	N	Y	Y	1	
565	DAKSHIN BIHAR GRAMIN BANK	7501	10	27/11/2024	LAKHISARAI	RAMGARH CHOWK	NANDNAMA	70	N	N	N	N	N	Y	Y	4	
566	DAKSHIN BIHAR GRAMIN BANK	4601	10	25/11/2024	MUNGER	DHARHARA	LAGMA	73	N	N	N	N	Y	Y	Y	5	
567	DAKSHIN BIHAR GRAMIN BANK	5101	10	11/11/2024	NALANDA	NOORSARAI	NOORSARAI	54	N	N	N	N	N	Y	Y	2	
568	DAKSHIN BIHAR GRAMIN BANK	5901	10	18/12/2024	NAWADA	KAWAKOLE	MAHUDAR	58	N	N	N	Y	N	Y	Y	3	
569	DAKSHIN BIHAR GRAMIN BANK	6001	10	29/10/2024	PATNA	PUNPUN	LAKHNA	55	N	N	N	N	N	Y	Y	3	
570	DAKSHIN BIHAR GRAMIN BANK	5801	10	04/12/2024	AURANGABAD	BARUN	KURMA	33	N	N	N	Y	N	Y	Y	6	
571	DAKSHIN BIHAR GRAMIN BANK	4601	10	26/11/2024	BANKA	RAJAUN	DHOUNI	82	N	N	N	N	N	Y	Y	3	
572	DAKSHIN BIHAR GRAMIN BANK	7701	10	19/11/2024	BEGUSARAI	DANDARI	DANDARI	37	N	N	N	N	N	Y	Y	2	
573	DAKSHIN BIHAR GRAMIN BANK	4701	10	13/11/2024	BHAGALPUR	KHARIK	KARELA	30	N	N	N	N	N	Y	N	6	
574	DAKSHIN BIHAR GRAMIN BANK	7001	10	16/11/2024	GAYA	TEKARI	DIHURA	52	N	N	N	N	N	Y	Y	1	
575	DAKSHIN BIHAR GRAMIN BANK	4701	10	20/11/2024	JAMUI	KHAIRA	GARHI BISANPUR	75	N	N	N	N	N	Y	Y	4	
576	DAKSHIN BIHAR GRAMIN BANK	8101	10	27/11/2024	JEHANABAD	KAKO	BHELAWAR	55	N	N	N	N	N	Y	Y	4	
577	DAKSHIN BIHAR GRAMIN BANK	8101	11	28/11/2024	JEHANABAD	KAKO	BIBIPUR	49	N	N	N	N	N	Y	Y	3	
578	DAKSHIN BIHAR GRAMIN BANK	4701	11	20/11/2024	JAMUI	KHAIRA	GHANBARIYA	45	N	N	N	N	N	Y	Y	6	
579	DAKSHIN BIHAR GRAMIN BANK	4701	11	14/11/2024	BHAGALPUR	NATHNAGAR	BISHANRAMPUR	26	N	N	N	N	N	Y	Y	4	
580	DAKSHIN BIHAR GRAMIN BANK	7701	11	22/11/2024	BEGUSARAI	DANDARI	PACHRUKHI	31	N	N	N	N	N	Y	Y	1	
581	DAKSHIN BIHAR GRAMIN BANK	4601	11	27/11/2024	BANKA	SHAMBHUGANJ	KURMA	58	N	N	N	N	N	Y	Y	5	
582	DAKSHIN BIHAR GRAMIN BANK	5801	11	06/12/2024	AURANGABAD	AURANGABAD	ITHAT	29	N	N	N	N	N	Y	Y	1	
583	DAKSHIN BIHAR GRAMIN BANK	6001	11	30/10/2024	PATNA	DHANARUA	NETAUL	49	N	N	N	N	N	Y	Y	3	
584	DAKSHIN BIHAR GRAMIN BANK	5901	11	19/12/2024	NAWADA	RAJAU	AMAWAN	47	N	N	N	Y	N	Y	Y	6	
585	DAKSHIN BIHAR GRAMIN BANK	5101	11	12/11/2024	NALANDA	NOORSARAI	NOORSARAI	56	N	N	N	N	N	Y	Y	2	
586	DAKSHIN BIHAR GRAMIN BANK	4601	11	26/11/2024	MUNGER	KHARAGPUR	KHARAGPUR	86	N	N	Y	N	Y	Y	Y	3	
587	DAKSHIN BIHAR GRAMIN BANK	7501	11	27/11/2024	LAKHISARAI	RAMGARH CHOWK	SURARI IMAMNAGAR	50	N	N	N	N	N	Y	Y	6	
588	DAKSHIN BIHAR GRAMIN BANK	3701	11	21/12/2024	KAIMUR (BHABUA)	DURGAWATI	DURGAWATI	30	N	N	N	N	N	Y	Y	2	
589	DAKSHIN BIHAR GRAMIN BANK	8501	11	15/11/2024	KHAGARIA	KHAGARIA	CHAMANTOLA	95	N	Y	Y	Y	N	Y	Y	2	
590	DAKSHIN BIHAR GRAMIN BANK	10901	11	20/12/2024	ARWAL	KAPRI	KOCHAHASA	31	N	N	N	Y	N	Y	Y	6	
591	DAKSHIN BIHAR GRAMIN BANK	6701	11	30/11/2024	ROHTAS	SANJHOULI	SANJHAULI	60	N	N	N	N	N	Y	Y	23	
592	DAKSHIN BIHAR GRAMIN BANK	3005	11	17/11/2024	SAMASTIPUR	KALYANPUR	NAMAPUR	60	N	N	N	N	N	N	Y	6	
593	DAKSHIN BIHAR GRAMIN BANK	3005	12	21/11/2024	SAMASTIPUR	PATORI	LARUA	35	N	N	N	N	N	Y	Y	1	
594	DAKSHIN BIHAR GRAMIN BANK	10901	12	24/12/2024	ARWAL	ARWAL	AHIYAPUR	27	N	N	N	N	N	Y	Y	1	
595	DAKSHIN BIHAR GRAMIN BANK	8501	12	16/11/2024	KHAGARIA	KHAGARIA	MARAR	65	N	N	N	N	N	Y	Y	1	
596	DAKSHIN BIHAR GRAMIN BANK	7501	12	27/11/2024	LAKHISARAI	RAMGARH CHOWK	PARSAMA	50	N	N	N	N	N	Y	Y	1	
597	DAKSHIN BIHAR GRAMIN BANK	4601	12	26/11/2024	MUNGER	KHARAGPUR	MOZAFFARGANJ	92	N	N	Y	N	Y	Y	Y	3	
598	DAKSHIN BIHAR GRAMIN BANK	5101	12	13/11/2024	NALANDA	HARNAUT	CHHIDI	42	N	N	N	N	N	Y	Y	2	
599	DAKSHIN BIHAR GRAMIN BANK	5901	12	20/12/2024	NAWADA	WARISALIGANJ	DOSUT	69	N	N	N	Y	N	Y	Y	3	
600	DAKSHIN BIHAR GRAMIN BANK	6001	12	01/11/2024	PATNA	DINAPUR	BISCUIT FACTORY MOR	64	N	N	N	N	N	Y	Y	2	
601	DAKSHIN BIHAR GRAMIN BANK	5801	12	09/12/2024	AURANGABAD	AURANGABAD	BARKA GAON	31	N	N	N	Y	N	Y	N	6	
602	DAKSHIN BIHAR GRAMIN BANK	4601	12	27/11/2024	BANKA	SHAMBHUGANJ	BELARI	62	N	N	N	N	N	Y	Y	3	
603	DAKSHIN BIHAR GRAMIN BANK	7701	12	30/11/2024	BEGUSARAI	DANDARI	RAJOPUR	32	N	N	N	N	N	Y	Y	3	
604	DAKSHIN BIHAR GRAMIN BANK	4701	12	14/11/2024	BHAGALPUR	BHAGALKUND	DARIYAPUR	67	N	N	N	Y	N	Y	Y	4	
605	DAKSHIN BIHAR GRAMIN BANK	4701	12	20/11/2024	JAMUI	JAMUI	KHARGOR	40	N	N	N	N	N	Y	Y	1	

606	DAKSHIN BIHAR GRAMIN BANK	3701	12	23/12/2024	KAIMUR (BHABUA)	CHAINPUR	FAKRABAD	28	N	N	N	N	N	N	Y	Y	2
607	DAKSHIN BIHAR GRAMIN BANK	8101	12	29/11/2024	JEHANABAD	JEHANABAD	KINARI	64	N	N	N	N	N	N	Y	Y	2
608	DAKSHIN BIHAR GRAMIN BANK	8101	13	02/12/2024	JEHANABAD	JEHANABAD	JHUNATHI	55	N	N	N	N	N	N	Y	Y	1
609	DAKSHIN BIHAR GRAMIN BANK	3701	13	24/12/2024	KAIMUR (BHABUA)	CHAINPUR	CHAINPUR	35	N	Y	N	N	N	N	Y	Y	3
610	DAKSHIN BIHAR GRAMIN BANK	4701	13	21/11/2024	JAMUI	JHAJHA	EKDARA	62	N	N	N	N	N	N	Y	Y	4
611	DAKSHIN BIHAR GRAMIN BANK	7701	13	10/12/2024	BEGUSARAI	NAWKOTHI	PAHSARA	33	N	N	N	N	N	N	Y	Y	4
612	DAKSHIN BIHAR GRAMIN BANK	4701	13	15/11/2024	BHAGALPUR	GOPALPUR	CHOTI PARBATT	35	N	N	N	N	Y	Y	Y	Y	6
613	DAKSHIN BIHAR GRAMIN BANK	4601	13	27/11/2024	BANKA	FULLIDUMAR	KHESHAR	35	N	N	N	N	N	N	Y	Y	1
614	DAKSHIN BIHAR GRAMIN BANK	6001	13	04/11/2024	PATNA	PALIGANJ	PALIGANJ	55	N	N	N	N	N	N	Y	Y	1
615	DAKSHIN BIHAR GRAMIN BANK	5101	13	13/11/2024	NALANDA	HARNAUT	KAJCHAK	55	N	N	N	N	N	N	Y	Y	1
616	DAKSHIN BIHAR GRAMIN BANK	4601	13	27/11/2024	MUNGER	MUNGER SADAR	HASANPUR	108	N	N	N	N	N	N	Y	Y	1
617	DAKSHIN BIHAR GRAMIN BANK	7501	13	28/11/2024	LAKHISARAI	SURAJGARHA	JOGPUR	45	N	N	N	N	N	N	Y	Y	4
618	DAKSHIN BIHAR GRAMIN BANK	8501	13	18/11/2024	KHAGARIA	KHAGARIA	GANGIYA	85	N	N	N	N	N	N	Y	Y	2
619	DAKSHIN BIHAR GRAMIN BANK	3005	13	21/11/2024	SAMASTIPUR	PATORI	KAUWA	65	N	N	N	N	N	N	N	Y	4
620	DAKSHIN BIHAR GRAMIN BANK	3005	14	22/11/2024	SAMASTIPUR	UJIARPUR	RAMNAGAR	50	N	N	N	N	N	N	N	Y	4
621	DAKSHIN BIHAR GRAMIN BANK	8501	14	19/11/2024	KHAGARIA	KHAGARIA	RAMCHANDRA	95	N	N	N	N	Y	N	Y	Y	6
622	DAKSHIN BIHAR GRAMIN BANK	3701	14	26/12/2024	KAIMUR (BHABUA)	BHABUA	KHADOURA	32	N	N	N	N	N	N	Y	Y	1
623	DAKSHIN BIHAR GRAMIN BANK	7501	14	28/11/2024	LAKHISARAI	SURAJGARHA	KAJRA	45	N	N	N	N	N	N	Y	Y	3
624	DAKSHIN BIHAR GRAMIN BANK	4601	14	27/11/2024	MUNGER	MUNGER SADAR	MAI DARIYAPUR	80	N	N	N	N	N	Y	Y	Y	4
625	DAKSHIN BIHAR GRAMIN BANK	5101	14	13/11/2024	NALANDA	HARNAUT	TELMAR	37	N	N	N	N	N	N	Y	Y	1
626	DAKSHIN BIHAR GRAMIN BANK	6001	14	05/11/2024	PATNA	FATUHA	JETHULI	70	N	N	N	N	N	N	Y	Y	6
627	DAKSHIN BIHAR GRAMIN BANK	4601	14	28/11/2024	BANKA	DHURAIYA	HIRAMBI	55	N	N	N	N	N	N	Y	Y	5
628	DAKSHIN BIHAR GRAMIN BANK	4701	14	15/11/2024	BHAGALPUR	GOPALPUR	NAUGACHIYA	48	N	N	N	N	Y	Y	Y	Y	4
629	DAKSHIN BIHAR GRAMIN BANK	7701	14	13/12/2024	BEGUSARAI	NAWKOTHI	MAHESHWARA	38	N	N	N	N	N	N	Y	Y	5
630	DAKSHIN BIHAR GRAMIN BANK	4701	14	21/11/2024	JAMUI	JHAJHA	DHAMNA	70	N	N	N	N	N	N	Y	Y	3
631	DAKSHIN BIHAR GRAMIN BANK	8101	14	11/12/2024	JEHANABAD	JEHANABAD	RAZA BAZAR	70	N	N	N	N	N	N	Y	Y	3
632	DAKSHIN BIHAR GRAMIN BANK	3701	15	27/12/2024	KAIMUR (BHABUA)	ADHAURA	ADHAURA	23	N	N	N	N	N	N	Y	Y	2
633	DAKSHIN BIHAR GRAMIN BANK	4701	15	21/11/2024	JAMUI	JHAJHA	PARSANDA	55	N	N	N	N	N	N	Y	Y	4
634	DAKSHIN BIHAR GRAMIN BANK	4701	15	06/12/2024	BHAGALPUR	SULTANGANJ	TILAKPUR	33	N	N	N	N	N	N	Y	Y	6
635	DAKSHIN BIHAR GRAMIN BANK	7701	15	17/12/2024	BEGUSARAI	NAWKOTHI	KAMALPUR	36	N	N	N	N	N	N	Y	Y	1
636	DAKSHIN BIHAR GRAMIN BANK	4601	15	28/11/2024	BANKA	DHURAIYA	RANGAON	85	N	N	N	N	N	N	Y	Y	3
637	DAKSHIN BIHAR GRAMIN BANK	6001	15	06/11/2024	PATNA	DHANARUA	KADIRGANJ	26	N	N	N	N	N	N	Y	Y	4
638	DAKSHIN BIHAR GRAMIN BANK	5101	15	22/11/2024	NALANDA	NOORSARAI	PAPARNAUSA	74	N	N	N	N	N	N	Y	Y	4
639	DAKSHIN BIHAR GRAMIN BANK	4601	15	28/11/2024	MUNGER	DHARHARA	SAROBAG	119	N	N	N	Y	N	Y	Y	Y	3
640	DAKSHIN BIHAR GRAMIN BANK	7501	15	28/11/2024	LAKHISARAI	SURAJGARHA	ARMA	70	N	N	N	N	N	N	Y	Y	4
641	DAKSHIN BIHAR GRAMIN BANK	8501	15	20/11/2024	KHAGARIA	ALAU LI	GORIYAMI	80	N	N	N	N	N	N	Y	Y	1
642	DAKSHIN BIHAR GRAMIN BANK	3005	15	23/11/2024	SAMASTIPUR	UJIARPUR	BELARI	55	N	N	N	N	N	N	N	Y	4
643	DAKSHIN BIHAR GRAMIN BANK	3005	16	25/11/2024	SAMASTIPUR	TAJPUR	BHAIROKHARA	60	N	N	N	N	N	N	Y	Y	4
644	DAKSHIN BIHAR GRAMIN BANK	3701	16	30/12/2024	KAIMUR (BHABUA)	DURGAWATI	CHEHARIYA	29	N	N	N	N	N	N	Y	Y	1
645	DAKSHIN BIHAR GRAMIN BANK	8501	16	21/11/2024	KHAGARIA	CHAUTHAM	LAGMA	60	N	N	N	N	N	N	Y	Y	4
646	DAKSHIN BIHAR GRAMIN BANK	7501	16	29/11/2024	LAKHISARAI	BARAHIYA	GANGASARAI	70	N	N	N	N	N	N	Y	Y	6
647	DAKSHIN BIHAR GRAMIN BANK	4601	16	28/11/2024	MUNGER	DHARHARA	DASHRATHPUR	64	N	N	N	N	N	Y	Y	Y	5
648	DAKSHIN BIHAR GRAMIN BANK	5101	16	22/11/2024	NALANDA	RAHUI	ITASANG	56	N	N	N	N	N	N	Y	Y	1
649	DAKSHIN BIHAR GRAMIN BANK	4601	16	28/11/2024	BANKA	BARAHAT	BABHANGAMA	62	N	N	N	N	N	N	Y	Y	1
650	DAKSHIN BIHAR GRAMIN BANK	4701	16	06/12/2024	BHAGALPUR	SHAHKUND	AKBARNAGAR	39	N	N	N	N	N	N	Y	Y	4
651	DAKSHIN BIHAR GRAMIN BANK	7001	16	21/11/2024	GAYA	AMAS	EKOUNA	36	N	N	N	N	N	N	Y	Y	1
652	DAKSHIN BIHAR GRAMIN BANK	4701	16	22/11/2024	JAMUI	SONO	BATIA	55	N	N	N	N	N	N	N	Y	6
653	DAKSHIN BIHAR GRAMIN BANK	4701	17	22/11/2024	JAMUI	SONO	KHAPARIA	80	N	N	N	N	N	N	Y	Y	1
654	DAKSHIN BIHAR GRAMIN BANK	7001	17	25/11/2024	GAYA	GURARU	I R STATION	44	N	N	N	N	N	N	Y	Y	1
655	DAKSHIN BIHAR GRAMIN BANK	4601	17	29/11/2024	BANKA	BAUSI	SHYAMBAZAR	49	N	N	N	N	N	N	Y	Y	2
656	DAKSHIN BIHAR GRAMIN BANK	4701	17	06/12/2024	BHAGALPUR	BIHPUR	BABHANGAMA	99	N	N	N	N	Y	Y	Y	Y	4
657	DAKSHIN BIHAR GRAMIN BANK	5101	17	26/11/2024	NALANDA	BEN	BEN	92	N	N	N	N	N	N	Y	Y	6
658	DAKSHIN BIHAR GRAMIN BANK	4601	17	29/11/2024	MUNGER	BARIYARPUR	LOHCHI	127	N	N	N	N	N	Y	Y	Y	3
659	DAKSHIN BIHAR GRAMIN BANK	7501	17	29/11/2024	LAKHISARAI	BARAHIYA	PRATAPPUR	75	N	N	N	N	N	N	Y	Y	1
660	DAKSHIN BIHAR GRAMIN BANK	8501	17	21/11/2024	KHAGARIA	ALAU LI	AMOUSI	70	N	N	N	N	N	N	Y	Y	1
661	DAKSHIN BIHAR GRAMIN BANK	3005	17	26/11/2024	SAMASTIPUR	TAJPUR	NIRPUR	45	N	N	N	N	N	N	N	Y	4

718	DAKSHIN BIHAR GRAMIN BANK	5101	25	28/11/2024	NALANDA	NOORSARAI	DHARAMPUR	55	N	N	N	N	N	Y	Y	3
719	DAKSHIN BIHAR GRAMIN BANK	8501	25	10/12/2024	KHAGARIA	KHAGARIA	KHARGI TERASI	35	N	N	N	N	N	N	Y	4
720	DAKSHIN BIHAR GRAMIN BANK	8501	26	18/12/2024	KHAGARIA	BELDAUR	BELDAUR	30	N	N	N	N	N	Y	Y	6
721	DAKSHIN BIHAR GRAMIN BANK	5101	26	29/11/2024	NALANDA	NOORSARAI	JAMNAPAR	92	N	N	N	N	N	Y	Y	2
722	DAKSHIN BIHAR GRAMIN BANK	4601	26	20/12/2024	BANKA	BANKA	SHANKARPUR	31	N	N	N	N	N	Y	Y	3
723	DAKSHIN BIHAR GRAMIN BANK	7001	26	11/12/2024	GAYA	BARACHATTI	PATLUKA	75	Y	Y	Y	N	Y	Y	Y	5
724	DAKSHIN BIHAR GRAMIN BANK	7001	27	12/12/2024	GAYA	BARACHATTI	SOKHIYA	30	N	N	N	N	Y	Y	Y	5
725	DAKSHIN BIHAR GRAMIN BANK	5101	27	29/11/2024	NALANDA	NOORSARAI	JALALPUR	67	N	N	N	N	N	Y	Y	4
726	DAKSHIN BIHAR GRAMIN BANK	8501	27	24/12/2024	KHAGARIA	ALAU LI	SANOKHAR	36	N	N	N	N	N	Y	Y	1
727	DAKSHIN BIHAR GRAMIN BANK	8501	28	27/12/2024	KHAGARIA	KHAGARIA	BABHANGAMA	35	N	N	N	N	N	Y	Y	4
728	DAKSHIN BIHAR GRAMIN BANK	5101	28	29/11/2024	NALANDA	THARTHARI	THARTHARI	85	N	N	N	N	N	Y	Y	4
729	DAKSHIN BIHAR GRAMIN BANK	7001	28	13/12/2024	GAYA	TANKUPPA	KATTHA DIH	22	N	N	N	N	Y	Y	Y	5
730	DAKSHIN BIHAR GRAMIN BANK	7001	29	16/12/2024	GAYA	MOHRA	NIMA	70	Y	Y	Y	N	Y	Y	Y	5
731	DAKSHIN BIHAR GRAMIN BANK	5101	29	30/11/2024	NALANDA	BIHARSHARIF	DEEPSHARIF	74	N	N	N	N	N	Y	Y	2
732	DAKSHIN BIHAR GRAMIN BANK	5101	30	30/11/2024	NALANDA	SILAO	NALANDA	56	N	N	N	N	N	Y	Y	1
733	DAKSHIN BIHAR GRAMIN BANK	7001	30	18/12/2024	GAYA	MOHANPUR	GOPAL KHEDA	70	Y	Y	Y	N	Y	Y	Y	5
734	DAKSHIN BIHAR GRAMIN BANK	7001	31	19/12/2024	GAYA	IMAMGANJ	IMNA BAD	40	N	N	N	N	N	Y	Y	5
735	DAKSHIN BIHAR GRAMIN BANK	5101	31	30/11/2024	NALANDA	SILAO	SILAO	92	N	N	N	N	N	Y	Y	4
736	DAKSHIN BIHAR GRAMIN BANK	5101	32	02/12/2024	NALANDA	RAHUI	JAGATNANDANPUR	55	N	N	N	N	N	Y	Y	4
737	DAKSHIN BIHAR GRAMIN BANK	7001	32	20/12/2024	GAYA	MOHANPUR	MOHAN PUR	175	Y	Y	Y	N	Y	Y	Y	4
738	DAKSHIN BIHAR GRAMIN BANK	7001	33	20/12/2024	GAYA	MOHANPUR	LAKHAI PUR	80	N	N	N	N	Y	Y	Y	4
739	DAKSHIN BIHAR GRAMIN BANK	5101	33	03/12/2024	NALANDA	BIND	MEERACHAK	37	N	N	N	N	N	Y	Y	2
740	DAKSHIN BIHAR GRAMIN BANK	5101	34	06/12/2024	NALANDA	NOORSARAI	DHRAMPUR	41	N	N	N	N	N	Y	Y	2
741	DAKSHIN BIHAR GRAMIN BANK	7001	34	21/12/2024	GAYA	BELAGANJ	KORMATTHU	200	N	N	N	N	Y	Y	Y	4
742	DAKSHIN BIHAR GRAMIN BANK	7001	35	21/12/2024	GAYA	BELAGANJ	GANGTI	60	Y	Y	Y	N	Y	Y	Y	4
743	DAKSHIN BIHAR GRAMIN BANK	5101	35	07/12/2024	NALANDA	RAJGIR	BHUI BAZAR	47	N	N	N	N	N	Y	Y	1
744	DAKSHIN BIHAR GRAMIN BANK	5101	36	09/12/2024	NALANDA	NOORSARAI	SAKSOURHA	64	N	N	N	N	N	Y	Y	6
745	DAKSHIN BIHAR GRAMIN BANK	7001	36	26/12/2024	GAYA	MOHANPUR	KARJARA	35	Y	Y	Y	N	Y	Y	Y	5
746	DAKSHIN BIHAR GRAMIN BANK	7001	37	27/12/2024	GAYA	IMAMGANJ	KUJESHAR	30	N	N	N	N	Y	Y	Y	5
747	DAKSHIN BIHAR GRAMIN BANK	5101	37	10/12/2024	NALANDA	RAHUI	NIZAI	69	N	N	N	N	N	Y	Y	1
748	DAKSHIN BIHAR GRAMIN BANK	5101	38	11/12/2024	NALANDA	BEN	BEN	54	N	N	N	N	N	Y	Y	4
749	DAKSHIN BIHAR GRAMIN BANK	7001	38	30/12/2024	GAYA	MOHANPUR	MOHAMMADPUR	22	N	N	N	N	Y	Y	Y	1
750	DAKSHIN BIHAR GRAMIN BANK	7001	39	31/12/2024	GAYA	BARACHATTI	MAHUGAIN	34	Y	Y	Y	N	Y	Y	Y	1
751	DAKSHIN BIHAR GRAMIN BANK	5101	39	12/12/2024	NALANDA	BIHARSHARIF	BIHARSHARIF	47	N	N	N	N	N	Y	Y	6
752	DAKSHIN BIHAR GRAMIN BANK	5101	40	26/12/2024	NALANDA	BIHARSHARIF	DM OFFICE BIHARSHARIF	69	N	N	N	N	N	Y	Y	5
753	UTTAR BIHAR GRAMIN BANK	8302	1	04/12/2024	ARARIA	FORBESGANJ	FORBESGANJ	41	N	N	N	N	N	Y	Y	3
754	UTTAR BIHAR GRAMIN BANK	8302	2	20/12/2024	ARARIA	FORBESGANJ	BHADRESHWAR	51	N	N	N	N	N	Y	Y	3
755	UTTAR BIHAR GRAMIN BANK	8302	3	05/12/2024	ARARIA	FORBESGANJ	SONAPUR	48	N	N	N	N	N	Y	Y	3
756	UTTAR BIHAR GRAMIN BANK	8302	4	21/10/2024	ARARIA	ARARIA	TARAUNA BHOJPUR	41	N	N	N	N	N	Y	Y	4
757	UTTAR BIHAR GRAMIN BANK	8302	5	22/10/2024	ARARIA	ARARIA	MADANPUR	41	N	N	N	N	N	Y	Y	4
758	UTTAR BIHAR GRAMIN BANK	8302	6	23/10/2024	ARARIA	FORBESGANJ	FORBESGANJ	48	N	N	N	N	N	Y	Y	3
759	UTTAR BIHAR GRAMIN BANK	8302	7	05/12/2024	ARARIA	FORBESGANJ	FORBESGANJ	40	N	N	N	N	N	Y	Y	3
760	UTTAR BIHAR GRAMIN BANK	8302	8	21/11/2024	ARARIA	NARPATGANJ	SONAPUR	41	N	N	N	N	N	Y	Y	3
761	UTTAR BIHAR GRAMIN BANK	8302	9	23/11/2024	ARARIA	FORBESGANJ	FORBESGANJ	40	N	N	N	N	N	Y	Y	3
762	UTTAR BIHAR GRAMIN BANK	8302	10	25/11/2024	ARARIA	FORBESGANJ	GODHIYARI	41	N	N	N	N	N	Y	Y	3
763	UTTAR BIHAR GRAMIN BANK	7402	11	18/11/2024	DARBHANGA	DARBHANGA	DULARPUR	53	N	N	N	N	N	Y	Y	4
764	UTTAR BIHAR GRAMIN BANK	7402	12	20/11/2024	DARBHANGA	GHSANSHPUR	GANOUN	49	N	N	N	N	N	Y	Y	2
765	UTTAR BIHAR GRAMIN BANK	7402	13	22/11/2024	DARBHANGA	DARBHANGA	GAUSAGHAT	47	N	N	N	N	N	Y	Y	4
766	UTTAR BIHAR GRAMIN BANK	7402	14	03/12/2024	DARBHANGA	KUSHESWAR ASTHAN EAST	HARALI	49	N	N	N	N	N	Y	Y	4
767	UTTAR BIHAR GRAMIN BANK	7402	15	06/12/2024	DARBHANGA	BENIPUR	HARIPUR	52	N	N	N	N	N	Y	Y	5
768	UTTAR BIHAR GRAMIN BANK	7402	16	10/12/2024	DARBHANGA	KUSHESWAR ASTHAN	HIRNI	51	N	N	N	N	N	Y	Y	5
769	UTTAR BIHAR GRAMIN BANK	7402	17	18/12/2024	DARBHANGA	BIRAU LI	ITWA SHIVNAGAR	49	N	N	N	N	N	Y	Y	3
770	UTTAR BIHAR GRAMIN BANK	7402	18	21/12/2024	DARBHANGA	BIRAU LI	JAGANNATHPUR	38	N	N	N	N	N	Y	Y	1
771	UTTAR BIHAR GRAMIN BANK	7402	19	24/12/2024	DARBHANGA	ALINAGAR	JAYANTIPUR DATH	49	N	N	N	N	N	Y	Y	3
772	UTTAR BIHAR GRAMIN BANK	7402	20	27/12/2024	DARBHANGA	DARBHANGA	KABIRCHAK	42	N	N	N	N	N	Y	Y	3
773	UTTAR BIHAR GRAMIN BANK	6302	21	29/11/2024	GOPALGANJ	SIDHWALIYA	SUPALI	20	N	N	N	N	Y	Y	Y	1

774	UTTAR BIHAR GRAMIN BANK	6302	22	21/11/2024	GOPALGANJ	BHOREY	CHAKARWA KHAS	24	N	N	N	Y	N	Y	Y	1
775	UTTAR BIHAR GRAMIN BANK	6302	23	19/11/2024	GOPALGANJ	BAKUNTHPUR	MAJHWALIYA	30	N	N	N	Y	N	Y	Y	1
776	UTTAR BIHAR GRAMIN BANK	6302	24	26/11/2024	GOPALGANJ	UCHKAGAON	SATHI	16	N	N	N	Y	N	Y	Y	1
777	UTTAR BIHAR GRAMIN BANK	6302	25	21/11/2024	GOPALGANJ	BHOREY	LAMICHAUR	25	N	N	N	Y	N	Y	Y	1
778	UTTAR BIHAR GRAMIN BANK	6302	26	26/11/2024	GOPALGANJ	HATHUA	FATEHPUR	32	N	N	N	Y	N	Y	Y	4
779	UTTAR BIHAR GRAMIN BANK	6302	27	19/11/2024	GOPALGANJ	BAKUNTHPUR	BANKATI	18	N	N	N	Y	N	Y	Y	1
780	UTTAR BIHAR GRAMIN BANK	6302	28	28/11/2024	GOPALGANJ	KUCHAIKOTE	BANJARIA	35	N	N	N	Y	N	Y	Y	2
781	UTTAR BIHAR GRAMIN BANK	6302	29	28/11/2024	GOPALGANJ	KUCHAIKOTE	MATIHANIAN TEWARI	40	N	N	N	Y	N	Y	Y	2
782	UTTAR BIHAR GRAMIN BANK	6302	30	15/10/2024	GOPALGANJ	KATAIYA	MAJHAWALIA	32	N	N	N	Y	N	Y	Y	1
783	UTTAR BIHAR GRAMIN BANK	6302	31	25/10/2024	GOPALGANJ	BARAULI	DANGSI	30	N	N	N	Y	N	Y	Y	1
784	UTTAR BIHAR GRAMIN BANK	6302	32	24/10/2024	GOPALGANJ	BARAULI	SALONA	34	N	N	N	Y	N	Y	Y	6
785	UTTAR BIHAR GRAMIN BANK	6302	33	22/10/2024	GOPALGANJ	PANCHDEORI	SEMARIA	25	N	N	N	Y	N	Y	Y	1
786	UTTAR BIHAR GRAMIN BANK	6302	34	17/10/2024	GOPALGANJ	BHOREY	CHHATHIANW	20	N	N	N	Y	N	Y	Y	2
787	UTTAR BIHAR GRAMIN BANK	6302	35	24/10/2024	GOPALGANJ	BARAULI	NEORI	27	N	N	N	Y	N	Y	Y	4
788	UTTAR BIHAR GRAMIN BANK	6302	36	22/10/2024	GOPALGANJ	KUCHAIKOTE	BIKRAMPUR	19	N	N	N	Y	N	Y	Y	1
789	UTTAR BIHAR GRAMIN BANK	6302	37	17/10/2024	GOPALGANJ	KATAIYA	BAIKUNTH PUR	23	N	N	N	Y	N	Y	Y	6
790	UTTAR BIHAR GRAMIN BANK	6302	38	15/10/2024	GOPALGANJ	PHULWARIYA	SIRIPUR	40	N	N	N	Y	N	Y	Y	2
791	UTTAR BIHAR GRAMIN BANK	7102	39	05/11/2024	KATI HAR	KORHA	MARWA	42	N	N	N	Y	N	Y	Y	4
792	UTTAR BIHAR GRAMIN BANK	7102	40	25/10/2024	KATI HAR	KATI HAR	SHARIFGANJ	44	N	N	N	Y	N	Y	Y	4
793	UTTAR BIHAR GRAMIN BANK	7102	41	26/11/2024	KATI HAR	BALRAMPUR	MALLIKPUR	46	N	N	N	Y	N	Y	Y	5
794	UTTAR BIHAR GRAMIN BANK	7102	42	20/12/2024	KATI HAR	BARSOI	HATBANGORA	59	N	N	N	Y	N	Y	Y	4
795	UTTAR BIHAR GRAMIN BANK	7102	43	22/11/2024	KATI HAR	MANIHARI	MANIHARI	65	N	N	N	Y	N	Y	Y	1
796	UTTAR BIHAR GRAMIN BANK	7102	44	30/12/2024	KATI HAR	FALKA	FALKA	82	N	N	N	Y	N	Y	Y	4
797	UTTAR BIHAR GRAMIN BANK	7102	45	25/10/2024	KATI HAR	BARSOI	ABADPUR	77	N	N	N	Y	N	Y	Y	4
798	UTTAR BIHAR GRAMIN BANK	7102	46	20/11/2024	KATI HAR	KORHA	MARWA	92	N	N	N	Y	N	Y	Y	6
799	UTTAR BIHAR GRAMIN BANK	7102	47	10/12/2024	KATI HAR	BALRAMPUR	MALLIKPUR	87	N	N	N	Y	N	Y	Y	4
800	UTTAR BIHAR GRAMIN BANK	7102	48	02/12/2024	KATI HAR	FALKA	POTHA	89	N	N	N	Y	N	Y	Y	1
801	UTTAR BIHAR GRAMIN BANK	4902	49	24/10/2024	KISHANGANJ	BAHADURGANJ	GANGI	51	N	N	N	N	N	Y	Y	4
802	UTTAR BIHAR GRAMIN BANK	4902	50	22/11/2024	KISHANGANJ	KISHANGANJ	LAHRA CHOWK	41	N	N	N	N	N	Y	Y	5
803	UTTAR BIHAR GRAMIN BANK	4902	51	19/11/2024	KISHANGANJ	BAHADURGANJ	LRP CHOWK	41	N	N	N	N	N	Y	Y	4
804	UTTAR BIHAR GRAMIN BANK	4902	52	16/12/2024	KISHANGANJ	POTHA	POWAKHALI	48	N	N	N	N	N	Y	Y	4
805	UTTAR BIHAR GRAMIN BANK	4902	53	19/12/2024	KISHANGANJ	DIGHALBANK	TAPPU	48	N	N	N	N	N	Y	Y	4
806	UTTAR BIHAR GRAMIN BANK	4902	54	20/12/2024	KISHANGANJ	TERHAGACHH	TERHAGACHH	49	N	N	N	N	N	Y	Y	3
807	UTTAR BIHAR GRAMIN BANK	4902	55	19/11/2024	KISHANGANJ	KISHANGANJ	HALIM CHOWK	40	N	N	N	N	N	Y	Y	3
808	UTTAR BIHAR GRAMIN BANK	4902	56	20/11/2024	KISHANGANJ	TERHAGACHH	JHALA	41	N	N	N	N	N	Y	Y	4
809	UTTAR BIHAR GRAMIN BANK	4902	57	23/10/2024	KISHANGANJ	THAKURGANJ	GALGALIA	48	N	N	N	N	N	Y	Y	1
810	UTTAR BIHAR GRAMIN BANK	4902	58	22/10/2024	KISHANGANJ	POTHA	CHHATTARGACHH	40	N	N	N	N	N	Y	Y	1
811	UTTAR BIHAR GRAMIN BANK	4902	59	24/10/2024	KISHANGANJ	KISHANGANJ	BELWA	41	N	N	N	N	N	Y	Y	2
812	UTTAR BIHAR GRAMIN BANK	4902	60	19/12/2024	KISHANGANJ	POTHA	POTHA	41	N	N	N	N	N	Y	Y	4
813	UTTAR BIHAR GRAMIN BANK	4902	61	16/12/2024	KISHANGANJ	KOCHADHAMAN	MAUDHO	41	N	N	N	N	N	Y	Y	3
814	UTTAR BIHAR GRAMIN BANK	4902	62	18/12/2024	KISHANGANJ	POTHA	TAIYABPUR	40	N	N	N	N	N	Y	Y	5
815	UTTAR BIHAR GRAMIN BANK	4902	63	20/12/2024	KISHANGANJ	KOCHADHAMAN	SONTHA	41	N	N	N	N	N	Y	Y	4
816	UTTAR BIHAR GRAMIN BANK	4902	64	22/11/2024	KISHANGANJ	KISHANGANJ	KHAGRA	48	N	N	N	N	N	Y	Y	4
817	UTTAR BIHAR GRAMIN BANK	4902	65	20/11/2024	KISHANGANJ	KISHANGANJ	KISHANGANJ	40	N	N	N	N	N	Y	Y	4
818	UTTAR BIHAR GRAMIN BANK	4902	66	22/11/2024	KISHANGANJ	KOCHADHAMAN	JANTA HAT	41	N	N	N	N	N	Y	Y	3
819	UTTAR BIHAR GRAMIN BANK	6802	67	16/11/2024	MADHEPURA	CHAUSA	LAUA LAGAN	44	N	N	N	Y	N	Y	Y	3
820	UTTAR BIHAR GRAMIN BANK	6802	68	19/11/2024	MADHEPURA	KUMARKHAND	SIRIPUR	49	N	N	N	Y	N	Y	Y	3
821	UTTAR BIHAR GRAMIN BANK	6802	69	28/11/2024	MADHEPURA	ALAMNAGAR	KISHUNPUR RATWARA	57	N	N	N	Y	N	Y	Y	5
822	UTTAR BIHAR GRAMIN BANK	6802	70	02/12/2024	MADHEPURA	KUMARKHAND	KUMARKHAND	55	N	N	N	Y	N	Y	Y	3
823	UTTAR BIHAR GRAMIN BANK	6802	71	03/12/2024	MADHEPURA	KUMARKHAND	SIRIPUR	52	N	N	N	Y	N	Y	Y	5
824	UTTAR BIHAR GRAMIN BANK	6802	72	07/12/2024	MADHEPURA	ALAMNAGAR	ALAM NAGAR	52	N	N	N	Y	N	Y	Y	5
825	UTTAR BIHAR GRAMIN BANK	6802	73	12/12/2024	MADHEPURA	MURLIGANJ	MURLIGANJ	55	N	N	N	Y	N	Y	Y	4
826	UTTAR BIHAR GRAMIN BANK	6802	74	16/12/2024	MADHEPURA	CHAUSA	KALASHAN	43	N	N	N	Y	N	Y	Y	5
827	UTTAR BIHAR GRAMIN BANK	6802	75	18/12/2024	MADHEPURA	CHAUSA	LAUA LAGAN	50	N	N	N	Y	N	Y	Y	4
828	UTTAR BIHAR GRAMIN BANK	6802	76	20/12/2024	MADHEPURA	ALAMNAGAR	KISHUNPUR RATWARA	58	N	N	N	Y	N	Y	Y	3
829	UTTAR BIHAR GRAMIN BANK	5402	77	29/10/2024	MADHUBANI	ANDHRATHARHI	SIHORIA	34	N	N	N	N	N	Y	Y	1,5

830	UTTAR BIHAR GRAMIN BANK	5402	78	19/11/2024	MADHUBANI	GHOGHARDIHA	CHIKNA	90	N	N	N	N	Y	N	Y	Y	1,5
831	UTTAR BIHAR GRAMIN BANK	5402	79	20/11/2024	MADHUBANI	LAUKAHI	KALIKAPUR	35	N	N	N	N	N	N	Y	Y	4
832	UTTAR BIHAR GRAMIN BANK	5402	80	26/12/2024	MADHUBANI	MADHEPUR	BARSAM	54	N	N	N	N	N	N	Y	Y	4
833	UTTAR BIHAR GRAMIN BANK	5402	81	22/10/2024	MADHUBANI	PANDAUL	TARSARAI	43	N	N	N	N	N	N	Y	Y	2
834	UTTAR BIHAR GRAMIN BANK	5402	82	22/10/2024	MADHUBANI	PANDAUL	BH NAGAR	47	N	N	N	N	N	N	Y	Y	4
835	UTTAR BIHAR GRAMIN BANK	5402	83	02/10/2024	MADHUBANI	BISFI	CHAHUTA	48	N	N	N	N	N	N	Y	Y	1
836	UTTAR BIHAR GRAMIN BANK	5402	84	21/10/2024	MADHUBANI	BISFI	PARSAUNI	51	N	N	N	N	N	N	Y	Y	3
837	UTTAR BIHAR GRAMIN BANK	5402	85	25/11/2024	MADHUBANI	RAJNAGAR	KOILAKH	43	N	N	N	N	N	N	Y	Y	1
838	UTTAR BIHAR GRAMIN BANK	5402	86	25/11/2024	MADHUBANI	RAJNAGAR	PARIHARPUR	49	N	N	N	N	N	N	Y	Y	4
839	UTTAR BIHAR GRAMIN BANK	6202	87	29/10/2024	MUZAFFARPUR	KURHANI	RAJLACHATTI	55	N	Y	N	N	N	N	Y	Y	4
840	UTTAR BIHAR GRAMIN BANK	6202	88	22/10/2024	MUZAFFARPUR	KURHANI	BALIYA CHOWK	45	N	N	N	N	N	N	Y	Y	1
841	UTTAR BIHAR GRAMIN BANK	6202	89	23/10/2024	MUZAFFARPUR	KURHANI	KAMTAUL	45	N	N	N	N	N	N	Y	Y	4
842	UTTAR BIHAR GRAMIN BANK	6202	90	24/10/2024	MUZAFFARPUR	KURHANI	GOBARSHAHI	50	N	N	N	N	N	N	Y	Y	4
843	UTTAR BIHAR GRAMIN BANK	6202	91	25/10/2024	MUZAFFARPUR	KANTI	BAIRIYA CHOWK	45	N	N	N	N	N	N	Y	Y	5
844	UTTAR BIHAR GRAMIN BANK	6202	92	30/10/2024	MUZAFFARPUR	KURHANI	TURKI	55	N	N	N	N	N	N	Y	Y	4
845	UTTAR BIHAR GRAMIN BANK	6202	93	19/10/2024	MUZAFFARPUR	KURHANI	CHHAJAN	50	N	N	N	N	N	N	Y	Y	5
846	UTTAR BIHAR GRAMIN BANK	6202	94	17/12/2024	MUZAFFARPUR	MUSHAHARI	LAXMI CHOWK	45	N	N	N	N	N	N	Y	Y	4
847	UTTAR BIHAR GRAMIN BANK	6202	95	18/12/2024	MUZAFFARPUR	MUSHAHARI	KANHAULI	45	N	N	N	N	N	N	Y	Y	4
848	UTTAR BIHAR GRAMIN BANK	6202	96	19/12/2024	MUZAFFARPUR	MUSHAHARI	MDDM	42	N	N	N	N	N	N	Y	Y	5
849	UTTAR BIHAR GRAMIN BANK	6202	97	20/12/2024	MUZAFFARPUR	MUSHAHARI	MUZAFFARPUR	45	N	N	N	N	N	N	Y	Y	4
850	UTTAR BIHAR GRAMIN BANK	6202	98	24/12/2024	MUZAFFARPUR	KURHANI	BAGHI	50	N	N	N	N	N	N	Y	Y	5
851	UTTAR BIHAR GRAMIN BANK	6202	99	26/12/2024	MUZAFFARPUR	KURHANI	SONBARSHA	45	N	N	N	N	N	N	Y	Y	4
852	UTTAR BIHAR GRAMIN BANK	6202	100	27/12/2024	MUZAFFARPUR	KURHANI	MAHANT MANIYARI	42	N	N	N	N	N	N	Y	Y	4
853	UTTAR BIHAR GRAMIN BANK	6402	101	26/11/2024	PASHCHIM CHAMPARAN	CHANPATIA	GURWALIA	42	N	N	N	N	N	N	Y	Y	4
854	UTTAR BIHAR GRAMIN BANK	6402	102	23/11/2024	PASHCHIM CHAMPARAN	BAIRIA	RANHA	45	N	N	N	N	N	N	Y	Y	1
855	UTTAR BIHAR GRAMIN BANK	6402	103	28/11/2024	PASHCHIM CHAMPARAN	NARKATIAGANJ	ANJUASUGAULI	44	N	N	N	N	N	N	Y	Y	3
856	UTTAR BIHAR GRAMIN BANK	6402	104	30/11/2024	PASHCHIM CHAMPARAN	PIPRASI	MORADIGORAWA	26	N	N	N	N	N	N	Y	Y	1
857	UTTAR BIHAR GRAMIN BANK	6402	105	12/12/2024	PASHCHIM CHAMPARAN	CHANPATIA	CHANPATIYA	32	N	N	N	N	N	N	Y	Y	1
858	UTTAR BIHAR GRAMIN BANK	6402	106	17/12/2024	PASHCHIM CHAMPARAN	MAJHAULIA	MAJHAULIA	35	N	N	N	N	N	N	Y	Y	2
859	UTTAR BIHAR GRAMIN BANK	6402	107	19/12/2024	PASHCHIM CHAMPARAN	CHANPATIA	CHANPATIYA	40	N	N	N	N	N	N	Y	Y	1
860	UTTAR BIHAR GRAMIN BANK	6402	108	21/12/2024	PASHCHIM CHAMPARAN	CHANPATIA	LAURIYA	48	N	N	N	N	N	N	Y	Y	4
861	UTTAR BIHAR GRAMIN BANK	6402	109	24/12/2024	PASHCHIM CHAMPARAN	BAIRIA	BAIRIYA	50	N	N	N	N	N	N	Y	Y	1
862	UTTAR BIHAR GRAMIN BANK	6402	110	27/12/2024	PASHCHIM CHAMPARAN	NARKATIAGANJ	ANJUASUGAULI	52	N	N	N	N	N	N	Y	Y	3
863	UTTAR BIHAR GRAMIN BANK	6402	111	30/12/2024	PASHCHIM CHAMPARAN	PIPRASI	MANJHARIYA	40	N	N	N	N	N	N	Y	Y	1
864	UTTAR BIHAR GRAMIN BANK	5302	112	26/11/2024	PURBI CHAMPARAN	KALYANPUR	RAJPUR BAZAR	48	N	N	N	N	N	N	Y	Y	2
865	UTTAR BIHAR GRAMIN BANK	5302	113	19/11/2024	PURBI CHAMPARAN	CHIRAIYA	RAMPUR	55	N	N	N	N	N	N	Y	Y	5
866	UTTAR BIHAR GRAMIN BANK	5302	114	21/11/2024	PURBI CHAMPARAN	SANGRAPUR	SANGRAPUR	51	N	N	N	N	N	N	Y	Y	4
867	UTTAR BIHAR GRAMIN BANK	5302	115	25/11/2024	PURBI CHAMPARAN	BANJARIYA	SEMRAHAT	62	N	N	N	N	N	N	Y	Y	4
868	UTTAR BIHAR GRAMIN BANK	5302	116	22/11/2024	PURBI CHAMPARAN	ARERAJ	SIRNI BAZAR	54	N	N	N	N	N	N	Y	Y	2
869	UTTAR BIHAR GRAMIN BANK	5302	117	20/11/2024	PURBI CHAMPARAN	KALYANPUR	SISWA PATNA	55	N	N	N	N	N	N	Y	Y	3
870	UTTAR BIHAR GRAMIN BANK	5302	118	26/11/2024	PURBI CHAMPARAN	PIPRA KOTHI	PIPRAKOTHI	63	N	N	N	N	N	N	Y	Y	5
871	UTTAR BIHAR GRAMIN BANK	5302	119	19/12/2024	PURBI CHAMPARAN	MADHUBAN	MADHUBAN	59	N	N	N	N	N	N	Y	Y	2
872	UTTAR BIHAR GRAMIN BANK	5302	120	16/12/2024	PURBI CHAMPARAN	CHAWRADANO	NARKATIA	44	N	N	N	N	N	N	Y	Y	1
873	UTTAR BIHAR GRAMIN BANK	5302	121	20/12/2024	PURBI CHAMPARAN	PAKRIDAYAL	NAWADA	68	N	N	N	N	N	N	Y	Y	3
874	UTTAR BIHAR GRAMIN BANK	5302	122	19/12/2024	PURBI CHAMPARAN	HARSIDHI	OLHA BAZAR	43	N	N	N	N	N	N	Y	Y	4
875	UTTAR BIHAR GRAMIN BANK	5302	123	17/12/2024	PURBI CHAMPARAN	BANKATWA	PAKARIA BAZAR	58	N	N	N	N	N	N	Y	Y	2
876	UTTAR BIHAR GRAMIN BANK	5302	124	20/12/2024	PURBI CHAMPARAN	PATAHI	PATAHI	68	N	N	N	N	N	N	Y	Y	3
877	UTTAR BIHAR GRAMIN BANK	5302	125	18/12/2024	PURBI CHAMPARAN	PHENHARA	PHENHARA	63	N	N	N	N	N	N	Y	Y	2
878	UTTAR BIHAR GRAMIN BANK	7802	126	12/11/2024	PURNIA	KRITYANAND NAGAR	GANESHPUR	43	N	N	N	N	Y	N	Y	Y	3
879	UTTAR BIHAR GRAMIN BANK	7802	127	01/11/2024	PURNIA	BAISI	DANGRAHA	47	N	N	N	N	Y	N	Y	Y	6
880	UTTAR BIHAR GRAMIN BANK	7802	128	15/11/2024	PURNIA	DAGRAUA	DAGARUA	48	N	N	N	N	Y	N	Y	Y	6
881	UTTAR BIHAR GRAMIN BANK	7802	129	30/11/2024	PURNIA	DAGRAUA	BARSAUNI	45	N	N	N	N	Y	N	Y	Y	3
882	UTTAR BIHAR GRAMIN BANK	7802	130	27/11/2024	PURNIA	SRINAGAR	KHOKHA	78	N	N	N	N	Y	N	Y	Y	4
883	UTTAR BIHAR GRAMIN BANK	7802	131	29/10/2024	PURNIA	DHAMDAHA	MIRGANJ	84	N	N	N	N	Y	N	Y	Y	1
884	UTTAR BIHAR GRAMIN BANK	7802	132	17/12/2024	PURNIA	RUPOLI	MOHANPUR	89	N	N	N	N	Y	N	Y	Y	5
885	UTTAR BIHAR GRAMIN BANK	7802	133	09/12/2024	PURNIA	KRITYANAND NAGAR	GANESHPUR	68	N	N	N	N	Y	N	Y	Y	4

886	UTTAR BIHAR GRAMIN BANK	7802	134	05/12/2024	PURNIA	RUPOULI	BAHDURA	59	N	N	N	N	Y	N	Y	Y	1
887	UTTAR BIHAR GRAMIN BANK	7802	135	07/12/2024	PURNIA	BAISI	DANGRAHA	98	N	N	N	N	Y	N	Y	Y	1
888	UTTAR BIHAR GRAMIN BANK	7802	136	08/10/2024	PURNIA	DAGRAUA	DAGARUA	49	N	N	N	N	Y	N	Y	Y	4
889	UTTAR BIHAR GRAMIN BANK	7602	137	13/11/2024	SAHARSA	MAHISHI	TELWA	51	N	N	N	N	Y	N	Y	Y	1
890	UTTAR BIHAR GRAMIN BANK	7602	138	20/11/2024	SAHARSA	NAUHATTA	NAUHATTA	49	N	N	N	N	Y	N	Y	Y	4
891	UTTAR BIHAR GRAMIN BANK	7602	139	25/11/2024	SAHARSA	SALKHUA	SALKHUA	45	N	N	N	N	Y	N	Y	Y	3
892	UTTAR BIHAR GRAMIN BANK	7602	140	30/11/2024	SAHARSA	SOUR BAZAR	CHANDAUR SAMDA	48	N	N	N	N	Y	N	Y	Y	4
893	UTTAR BIHAR GRAMIN BANK	7602	141	05/12/2024	SAHARSA	NAUHATTA	NAUHATTA	53	N	N	N	N	Y	N	Y	Y	5
894	UTTAR BIHAR GRAMIN BANK	7602	142	11/12/2024	SAHARSA	MAHISHI	MAHISHI	50	N	N	N	N	Y	N	Y	Y	5
895	UTTAR BIHAR GRAMIN BANK	7602	143	17/12/2024	SAHARSA	SATTAR KATTAIYA	SATTAR	43	N	N	N	N	Y	N	Y	Y	1
896	UTTAR BIHAR GRAMIN BANK	7602	144	21/12/2024	SAHARSA	SOUR BAZAR	CHANDAUR SAMDA	45	N	N	N	N	Y	N	Y	Y	1
897	UTTAR BIHAR GRAMIN BANK	7602	145	23/12/2024	SAHARSA	SALKHUA	SALKHUA	41	N	N	N	N	Y	N	Y	Y	5
898	UTTAR BIHAR GRAMIN BANK	7602	146	27/12/2024	SAHARSA	MAHISHI	TELWA	47	N	N	N	N	Y	N	Y	Y	1
899	UTTAR BIHAR GRAMIN BANK	7602	147	30/12/2024	SAHARSA	SIMRI BAKHTIARPUR	SIMRI BAKHTIARPR	41	N	N	N	N	Y	N	Y	Y	2
900	UTTAR BIHAR GRAMIN BANK	5702	148	12/11/2024	SIWAN	DARALI	DARALI	23	N	N	N	N	Y	N	Y	Y	1
901	UTTAR BIHAR GRAMIN BANK	5702	149	13/11/2024	SIWAN	GORIAKOTHI	LADDHI BAZAR	24	N	N	N	N	Y	N	Y	Y	4
902	UTTAR BIHAR GRAMIN BANK	5702	150	15/11/2024	SIWAN	BARHARIA	LAKARI BAZAR	44	N	N	N	N	Y	N	Y	Y	4
903	UTTAR BIHAR GRAMIN BANK	5702	151	21/11/2024	SIWAN	BARHARIA	BARHARIYA	35	N	N	N	N	Y	N	Y	Y	2
904	UTTAR BIHAR GRAMIN BANK	5702	152	16/11/2024	SIWAN	MAIRWA	KABIRPUR	34	N	N	N	N	Y	N	Y	Y	5
905	UTTAR BIHAR GRAMIN BANK	5702	153	26/11/2024	SIWAN	RAGHUNATHPUR	RAGHUNATHPUR	43	N	N	N	N	Y	N	Y	Y	4
906	UTTAR BIHAR GRAMIN BANK	5702	154	28/11/2024	SIWAN	HUSSAINGANJ	JURKAN	28	N	N	N	N	Y	N	Y	Y	1
907	UTTAR BIHAR GRAMIN BANK	5702	155	09/12/2024	SIWAN	DARAUNDHA	CHINTAMANPUR	28	N	N	N	N	Y	N	Y	Y	2
908	UTTAR BIHAR GRAMIN BANK	5702	156	11/12/2024	SIWAN	HASAN PURA	MANDRAULI	32	N	N	N	N	Y	N	Y	Y	4
909	UTTAR BIHAR GRAMIN BANK	5702	157	17/12/2024	SIWAN	LAKRI NABIGANJ	KHAWASPUR	23	N	N	N	N	Y	N	Y	Y	6
910	UTTAR BIHAR GRAMIN BANK	5702	158	18/12/2024	SIWAN	ZIRADEI	MIYAN KE BHATHKAN	42	N	N	N	N	Y	N	Y	Y	2
911	UTTAR BIHAR GRAMIN BANK	5702	159	20/12/2024	SIWAN	MAHARAJGANJ	TAKIPUR	27	N	N	N	N	Y	N	Y	Y	2
912	UTTAR BIHAR GRAMIN BANK	5702	160	23/12/2024	SIWAN	MAHARAJGANJ	BALIAPATTI	29	N	N	N	N	Y	N	Y	Y	6
913	UTTAR BIHAR GRAMIN BANK	5702	161	24/12/2024	SIWAN	ANDAR	SINGAHI	26	N	N	N	N	Y	N	Y	Y	1
914	UTTAR BIHAR GRAMIN BANK	6602	162	07/10/2024	SARAN	ISUAPUR	ISUAPUR	50	N	N	N	N	N	N	Y	Y	4
915	UTTAR BIHAR GRAMIN BANK	6602	163	15/10/2024	SARAN	DARIAPUR	BARKA BANIA	53	N	N	N	N	N	N	Y	Y	1
916	UTTAR BIHAR GRAMIN BANK	6602	164	22/10/2024	SARAN	NAGRA	MIRA MUSHEHARI	51	N	N	N	N	N	N	Y	Y	4
917	UTTAR BIHAR GRAMIN BANK	6602	165	24/10/2024	SARAN	MANJHI	SITALPUR	50	N	N	N	N	N	N	Y	Y	1
918	UTTAR BIHAR GRAMIN BANK	6602	166	25/10/2024	SARAN	PANAPUR	TURKI PANAPUR	60	N	N	N	N	N	N	Y	Y	4
919	UTTAR BIHAR GRAMIN BANK	6602	167	05/11/2024	SARAN	BANIAPUR	SARIYA	54	N	N	N	N	N	N	Y	Y	1
920	UTTAR BIHAR GRAMIN BANK	6602	168	20/11/2024	SARAN	AMNOUR	BASAT BANGALA	56	N	N	N	N	N	N	Y	Y	4
921	UTTAR BIHAR GRAMIN BANK	6602	169	25/11/2024	SARAN	GARKHA	ALONI	52	N	N	N	N	N	N	Y	Y	1
922	UTTAR BIHAR GRAMIN BANK	6602	170	27/11/2024	SARAN	TARIYA	NANDANPUR	58	N	N	N	N	N	N	Y	Y	4
923	UTTAR BIHAR GRAMIN BANK	6602	171	29/11/2024	SARAN	PARSA	BANKERWA	55	N	N	N	N	N	N	Y	Y	1
924	UTTAR BIHAR GRAMIN BANK	6602	172	31/12/2024	SARAN	MARHAURAH	GAURA BAZAR	62	N	N	N	N	N	N	Y	Y	1
925	UTTAR BIHAR GRAMIN BANK	6602	173	20/12/2024	SARAN	GARKHA	DHANAURA	65	N	N	N	N	N	N	Y	Y	4
926	UTTAR BIHAR GRAMIN BANK	6602	174	24/12/2024	SARAN	ISUAPUR	CHHAPIA	55	N	N	N	N	N	N	Y	Y	1
927	UTTAR BIHAR GRAMIN BANK	6602	175	19/12/2024	SARAN	MASHRAKH	BAHADURPUR	58	N	N	N	N	N	N	Y	Y	4
928	UTTAR BIHAR GRAMIN BANK	6502	176	21/10/2024	SHEOHAR	PURNAHIYA	PURNAHIYA	40	N	N	N	N	N	N	Y	Y	1
929	UTTAR BIHAR GRAMIN BANK	6502	177	21/10/2024	SHEOHAR	PIPRAHI	PIPRAHI	34	N	N	N	N	N	N	Y	Y	1
930	UTTAR BIHAR GRAMIN BANK	6502	178	22/10/2024	SHEOHAR	PIPRAHI	DHANKAUL	35	N	N	N	N	N	N	Y	Y	4
931	UTTAR BIHAR GRAMIN BANK	6502	179	23/10/2024	SHEOHAR	SHEOHAR	TAJPUR	41	N	N	N	N	N	N	Y	Y	1
932	UTTAR BIHAR GRAMIN BANK	6502	180	24/10/2024	SHEOHAR	TARIYANI	BRINDAWAN	37	N	N	N	N	N	N	Y	Y	1
933	UTTAR BIHAR GRAMIN BANK	6502	181	25/10/2024	SHEOHAR	TARIYANI	TARIYANI CHOWK	46	N	N	N	N	N	N	Y	Y	1
934	UTTAR BIHAR GRAMIN BANK	6502	182	25/10/2024	SHEOHAR	TARIYANI	SAMHUTI BAZAR	41	N	N	N	N	N	N	Y	Y	5
935	UTTAR BIHAR GRAMIN BANK	6502	183	18/11/2024	SHEOHAR	TARIYANI	TARIYANI CHOWK	32	N	N	N	N	N	N	Y	Y	1
936	UTTAR BIHAR GRAMIN BANK	6502	184	19/11/2024	SHEOHAR	TARIYANI	BRINDAWAN	44	N	N	N	N	N	N	Y	Y	4
937	UTTAR BIHAR GRAMIN BANK	6502	185	20/11/2024	SHEOHAR	DUMARI KATSARI	DUMARI KATSARI	39	N	N	N	N	N	N	Y	Y	1
938	UTTAR BIHAR GRAMIN BANK	5002	186	25/11/2024	SITAMARHI	CHORAUT	CHOROUT	39	N	N	N	N	N	N	Y	Y	1
939	UTTAR BIHAR GRAMIN BANK	5002	187	26/11/2024	SITAMARHI	BAJPATTI	BAJPATTI	33	N	N	N	N	N	N	Y	Y	1
940	UTTAR BIHAR GRAMIN BANK	5002	188	26/11/2024	SITAMARHI	PUPRI	BALHA MADHUSUDAN	33	N	N	N	N	N	N	Y	Y	1
941	UTTAR BIHAR GRAMIN BANK	5002	189	27/11/2024	SITAMARHI	DUMRA	SUHAI	44	N	N	N	N	N	N	Y	Y	1

942	UTTAR BIHAR GRAMIN BANK	5002	190	28/11/2024	SITAMARHI	SURSAND	RADHAUR	32	N	N	N	N	N	Y	Y	1
943	UTTAR BIHAR GRAMIN BANK	5002	191	29/11/2024	SITAMARHI	BATHANAHA	JOGWANA	38	N	N	N	N	N	Y	Y	4
944	UTTAR BIHAR GRAMIN BANK	5002	192	19/11/2024	SITAMARHI	MAJORGANJ	RATWARA	41	N	N	N	N	N	Y	Y	1
945	UTTAR BIHAR GRAMIN BANK	5002	193	19/12/2024	SITAMARHI	NANPUR	BHADIAN	40	N	N	N	Y	N	Y	Y	1
946	UTTAR BIHAR GRAMIN BANK	5002	194	19/12/2024	SITAMARHI	NANPUR	RAIPUR	39	N	N	N	N	N	Y	Y	1
947	UTTAR BIHAR GRAMIN BANK	5002	195	20/12/2024	SITAMARHI	RUNNISAIIDPUR	ATHRI	38	N	N	N	N	N	Y	Y	1
948	UTTAR BIHAR GRAMIN BANK	5002	196	21/12/2024	SITAMARHI	SURSAND	KUMMA	30	N	N	N	N	N	Y	Y	1
949	UTTAR BIHAR GRAMIN BANK	5002	197	21/12/2024	SITAMARHI	BATHANAHA	SIRISIYA-1	35	N	N	N	N	N	Y	Y	1
950	UTTAR BIHAR GRAMIN BANK	5002	198	26/12/2024	SITAMARHI	SURSAND	SURSAND	41	N	N	N	Y	N	Y	Y	1
951	UTTAR BIHAR GRAMIN BANK	5002	199	26/12/2024	SITAMARHI	CHORAUT	YADUPATTI	40	N	N	N	N	N	Y	Y	1
952	UTTAR BIHAR GRAMIN BANK	4802	200	11/11/2024	SUPAUL	SUPAUL	SUKHPUR	48	N	N	N	Y	N	Y	Y	1
953	UTTAR BIHAR GRAMIN BANK	4802	201	14/11/2024	SUPAUL	BASANTPUR	BIRPUR	55	N	N	N	Y	N	Y	Y	2
954	UTTAR BIHAR GRAMIN BANK	4802	202	04/12/2024	SUPAUL	TRIBENIGANJ	PARSAGARHI	37	N	N	N	Y	N	Y	Y	1
955	UTTAR BIHAR GRAMIN BANK	4802	203	09/12/2024	SUPAUL	PIPRA	PIPRA	56	N	N	N	Y	N	Y	Y	2
956	UTTAR BIHAR GRAMIN BANK	4802	204	13/12/2024	SUPAUL	MARAUNA	MARAUNA	41	N	N	N	Y	N	Y	Y	1
957	UTTAR BIHAR GRAMIN BANK	4802	205	19/12/2024	SUPAUL	TRIBENIGANJ	JADIAHAT	45	N	N	N	Y	N	Y	Y	4
958	UTTAR BIHAR GRAMIN BANK	4802	206	24/12/2024	SUPAUL	SUPAUL	SUKHPUR	60	N	N	N	Y	N	Y	Y	4
959	UTTAR BIHAR GRAMIN BANK	4802	207	26/12/2024	SUPAUL	RAGHOPUR	BISHANPU DAULAT	49	N	N	N	Y	N	Y	Y	3
960	UTTAR BIHAR GRAMIN BANK	4802	208	30/12/2024	SUPAUL	BASANTPUR	BIRPUR	45	N	N	N	Y	N	Y	Y	1
961	UTTAR BIHAR GRAMIN BANK	8902	209	26/11/2024	VAISHALI	PATEPUR	SIMARWARA	48	N	N	N	N	N	Y	Y	1
962	UTTAR BIHAR GRAMIN BANK	8902	210	24/12/2024	VAISHALI	HAJIPUR	SALHA	51	N	N	N	N	N	Y	Y	3
963	UTTAR BIHAR GRAMIN BANK	8902	211	26/12/2024	VAISHALI	BHAGWANPUR	SARAI	49	N	N	N	N	N	Y	Y	4
964	UTTAR BIHAR GRAMIN BANK	8902	212	26/12/2024	VAISHALI	CHEHRAKALA	SEHAN	52	N	N	N	N	N	Y	Y	3
965	UTTAR BIHAR GRAMIN BANK	8902	213	27/12/2024	VAISHALI	HAJIPUR	LOMA	50	N	N	N	N	N	Y	Y	1
966	UTTAR BIHAR GRAMIN BANK	8902	214	27/12/2024	VAISHALI	HAJIPUR	SENDURI	53	N	N	N	N	N	Y	Y	4
967	UTTAR BIHAR GRAMIN BANK	8902	215	30/12/2024	VAISHALI	PATEPUR	SIMARWARA	52	N	N	N	N	N	Y	Y	3
968	UTTAR BIHAR GRAMIN BANK	8902	216	31/12/2024	VAISHALI	GARAUL	SONDHO	57	N	N	N	N	N	Y	Y	4